



12. SETUP PHOTOS




AC Line




AC Line




Below 30MHz Back




Below 30MHz Front




Below 1GHz Back




Below 1GHz Front



Above 1GHz Back



Above 1GHz Front



Conducted

END OF TEST REPORT