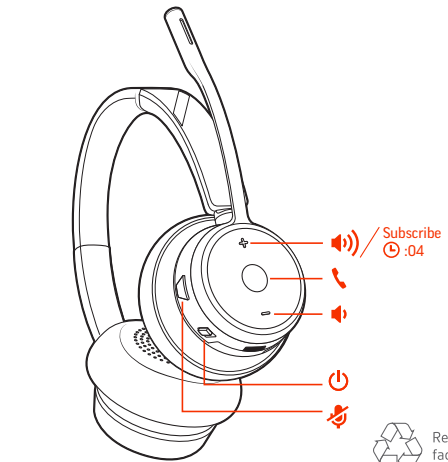




QUICK START

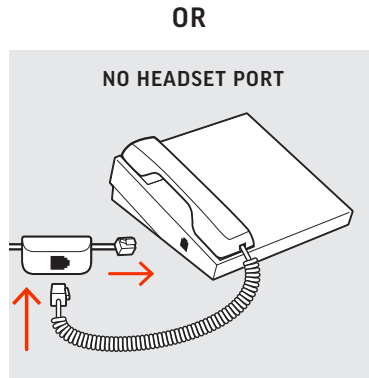
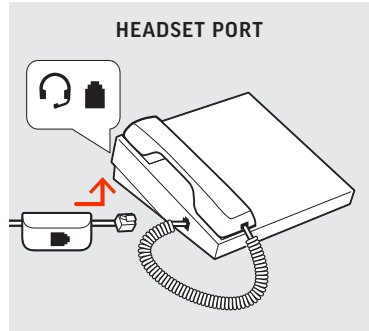
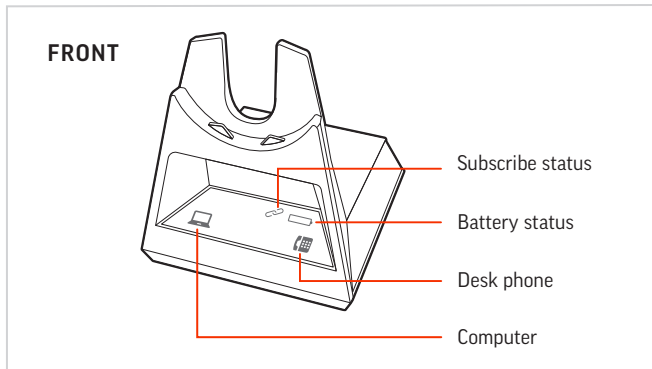
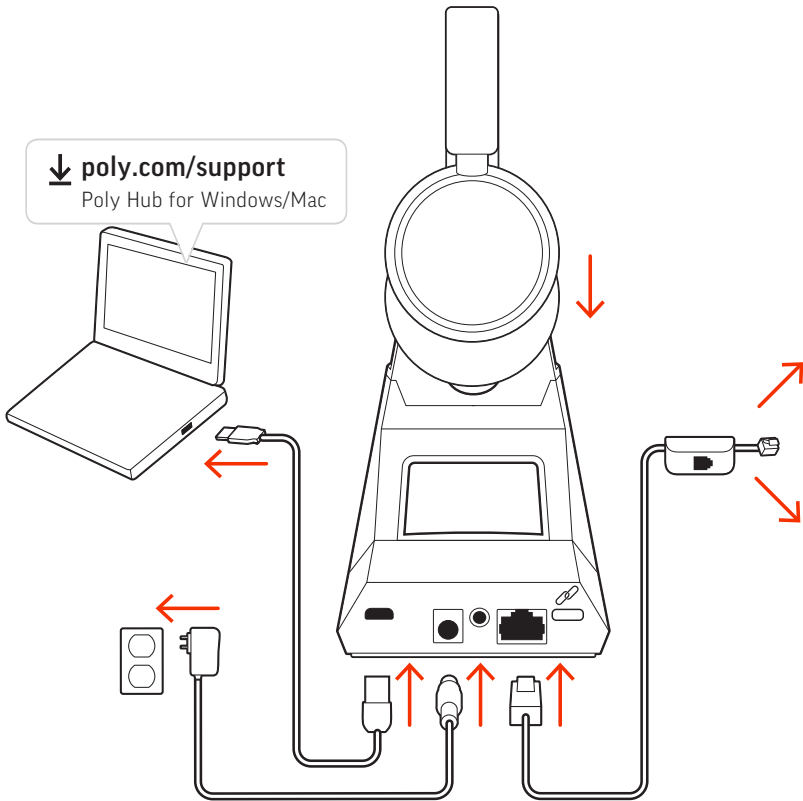
SAVI 7310/7320 OFFICE FOR COMPUTER AND DESK PHONE



Recyclable where facilities exist

© 2020 Plantronics, Inc. All rights reserved. Poly, the propeller design, and the Poly logo are trademarks of Plantronics, Inc. All other trademarks are the property of their respective owners. Manufactured by Plantronics, Inc.

215720-03 05.20
Savi 7310/7320 Office has a CB7321 CD/M CD base, (may be followed by /A or /S) and a S7310T/S7320T headset (may be followed by /A or /S).



ENGLISH

HOOK UP SYSTEM

Using the diagram, connect your headset system. Connect the base to your desk phone's headset port, if available. Otherwise, connect the base to your handset port. See user guide to set up optional HL10 lifter or EHS cable.

CHARGE YOUR HEADSET

Charge your headset for a minimum of 20 minutes by placing it in the cradle. The base battery icon flashes green when charging.

POWER ON HEADSET

To turn on the headset, slide the Power button.

ADJUST THE MIC

For the best sound position boom so that the microphone is two finger-widths from the corner of your mouth.

DOWNLOAD SOFTWARE

Poly Hub for Windows/Mac is required for softphone call control. Download: poly.com/software.

HOW TO

On the base there are 2 Audio buttons: computer and desk phone . These buttons allow you to switch to a different audio source.

Make a call

- 1 Tap an Audio button / on the display panel. You hear a dial tone.
Desk phone only: Press phone's Headset button or manually remove handset if you don't have HL10 lifter or EHS cable.
- 2 Dial from your softphone or desk phone.

End/take a call

To answer or end a call, tap the corresponding Audio button / or tap the headset call button.

Desk phone only: If you don't have an HL10 lifter or EHS cable, press your phone's Headset button or remove the handset when answering a call and hang up when ending a call.

TIP Headset call control for the computer requires Plantronics software and softphone compatibility. See "Download software."

STREAM MEDIA

To stream media from your computer, first press the base's Computer Audio button and then play the media.

TROUBLESHOOTING

No call audio? Ensure your headset is powered on.

No call audio from desk phone? Adjust the switch on the bottom of your base to letter **A** for most phones. Adjust to letter **D** for Cisco phones that don't use an EHS cable. Need more help? poly.com/compatibility-guide.

Is headset sound distorted/echoing? Lower Listening or Speaking volume on the bottom of your base. Lower desk phone volume.

Headset not subscribed? To automatically subscribe (connect) your headset to the base, place it in the cradle.

Need more help?

View complete user guide: poly.com/support

? poly.com/support