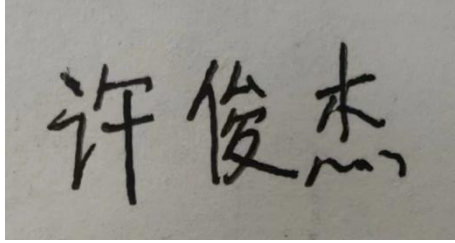



YY2982 Antenna report

Applicant	Tonly Technology Co., Ltd.
Address	Section 37, Zhongkai High-tech Development Zone, Huizhou City, Guangdong Province, 516006 China

Manufacturer or Supplier	Tonly Technology Co., Ltd.
Address	Section 37, Zhongkai High-tech Development Zone, Huizhou City, Guangdong Province, 516006 China
Product	YY2982 Antenna
Brand Name	SONY
Model	290000-019540
Max. Peak Gain	-2.08dBi
Date of tests	2024-01-11
Tested by Junjie Xu	Approved by Huazhi Zhong
	

1. Antenna Size (mm) (Please refer to Antena photos document)
2. Antenna photo (Please refer to Antena photos document)
3. Test setup photo (Please refer to Antena photos document)
4. Test standard

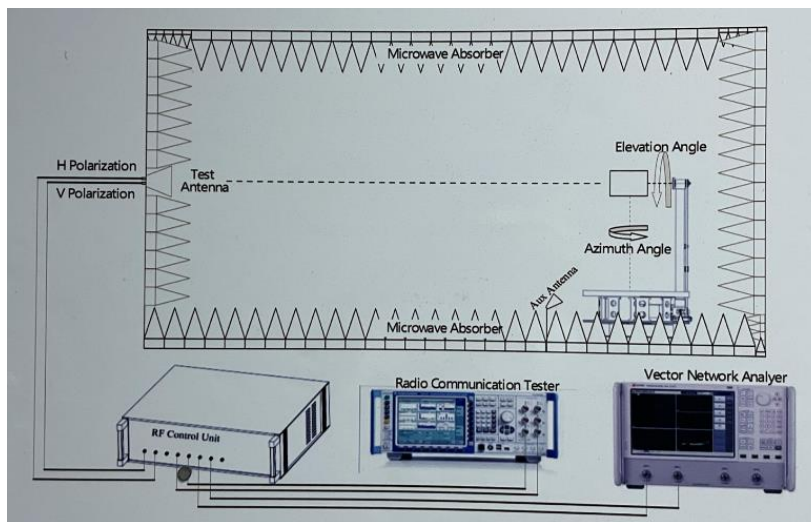
Name	Parameter	Method	Standard no.
Antenna performance	Radiation efficiency	IEEE Standard Test Procedures for Antennas	ANSI/IEEE Std 149-1979

5. Equipment list

Equipment	Manufacturer	Model No	Serial No.	Last Cal.	Due Date
Network Aanlyzer	Agilent	E5071C		2023.11.5	2024.11.4
Comprehensive test instrument	ROHDE&SCHWARZ	CMW500		2023.11.5	2024.11.4
Microwave chamber	MVG	SG24		2023.11.5	2024.11.4
Turntable	MVG	SG24C		2023.11.5	2024.11.4
Turntable controller	MVG	MAC23		2023.11.5	2024.11.4
Horn antenna	MVG	SH600		2023.11.5	2024.11.4

Test Software	MVG	Wave Studio- 23.2		2023.11.5	2024.11.4
---------------	-----	----------------------	--	-----------	-----------

6. Test configuration diagram



Test step flow:

- 1) Maintain the test ambient temperature of 23 ± 2 C, the instrument is powered on and preheated for more than 30 minutes;
- 2) Turn on the darkroom power supply, connect the test cable, and set up the sample according to the standard;
- 3) Outline sets the test content objectives and conducts calibration tests;
- 4) Run the software, when the test is completed, export the corresponding test diagram and test data, and save to the corresponding directory.

7. Antenna gain

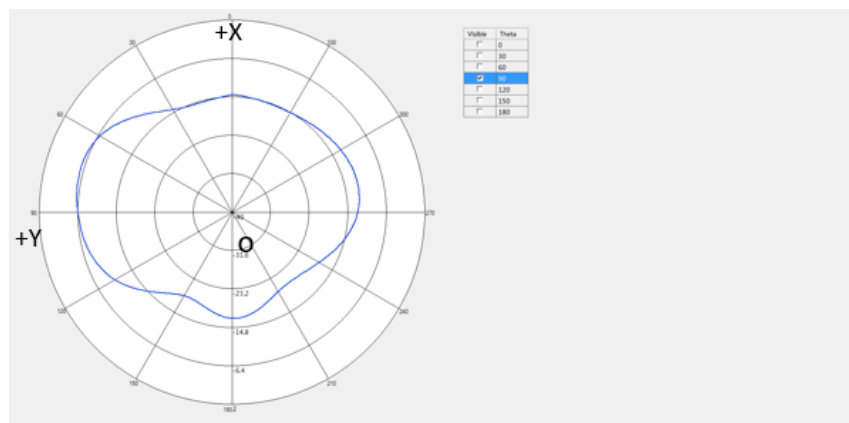
Free space

Freq(MHz)	Gain(dB)	Efficiency(dB)	Efficiency(%)
2400	-3.58	-7.56	17.52
2410	-2.85	-6.96	20.15
2420	-2.23	-6.44	22.72
2430	-2.08	-6.30	23.45
2440	-2.16	-6.38	23.03
2450	-2.16	-6.36	23.13
2460	-2.43	-6.64	21.69
2470	-2.51	-6.69	21.45
2480	-2.90	-6.92	20.32

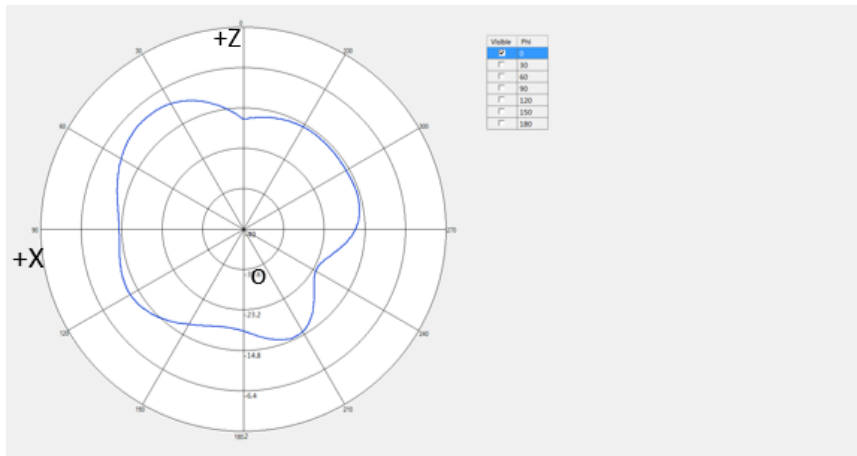
8. Antenna test data

2D

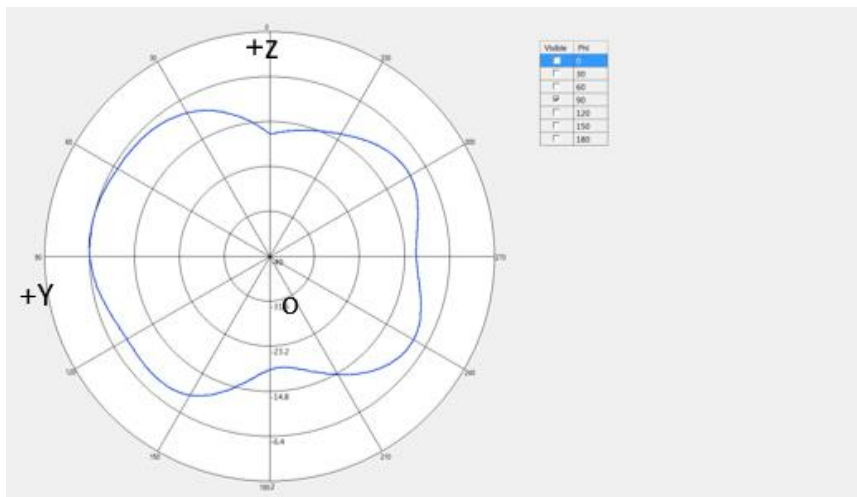
Theta=90°



Phi=0°



Phi=90°



3D

