

YY2977_ BT Antenna_Earbuds

DVT-1

2023. 04.05

1. Passive Measurement Result(Left)

□ VSWR & Return loss (Free)



□ Antenna

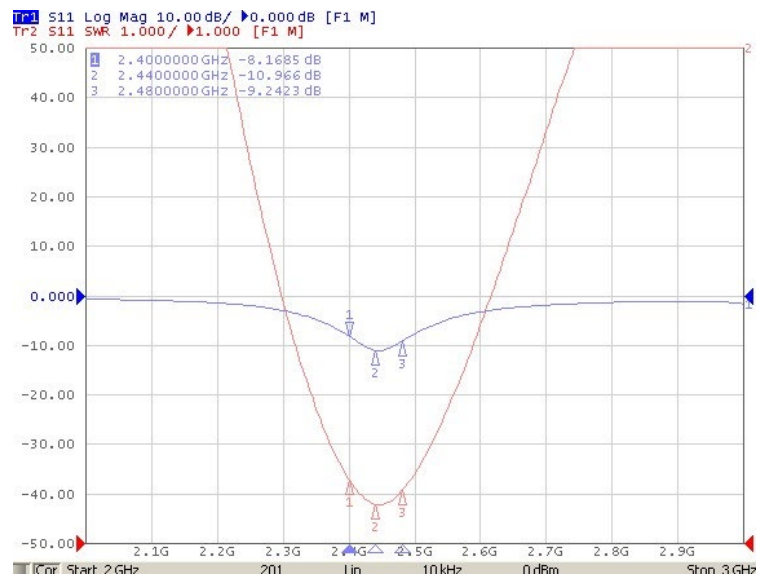
Antenna Photo
Please refer to 2-4_Antenna_Photo_YY2977 file.

□ 3D Efficiency

Condition	Freq. [MHz]	Left		
		Eff. [%]	Avg. [dBi]	Peak [dBi]
Free	2400	14.2	-8.47	-2.74
	2442	16.0	-7.96	-2.56
	2480	19.5	-7.09	-2.17

1. Passive Measurement Result(Right)

❑ VSWR & Return loss (Free)



❑ Antenna

Antenna Photo
Please refer to 2-4_Antenna_Photo_YY2977 file.

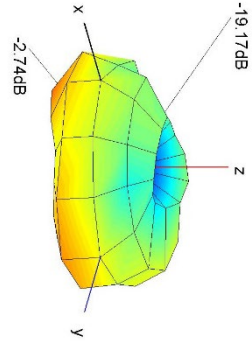
❑ 3D Efficiency

Condition	Freq. [MHz]	Right		
		Eff. [%]	Avg. [dBi]	Peak [dBi]
Free	2400	14.9	-8.27	-3.76
	2442	17.4	-7.58	-2.95
	2480	14.9	-8.28	-3.58

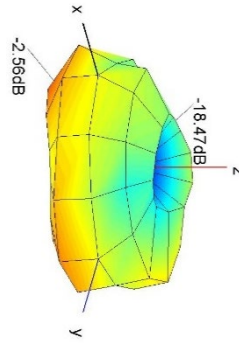
2. Passive Measurement Result (Radiation Pattern)

Left

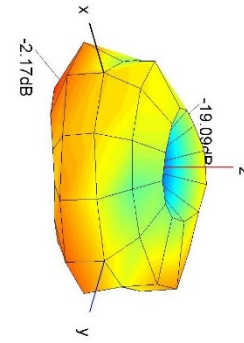
2400MHz



2442MHz

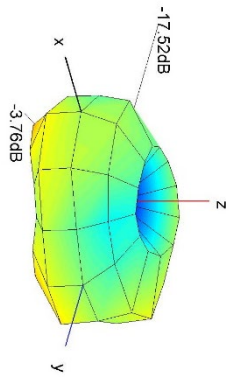


2480MHz

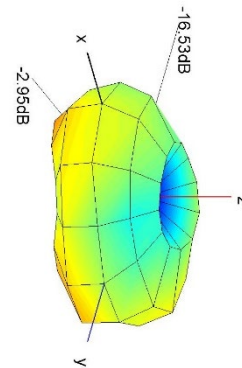


Right

2400MHz



2442MHz



2480MHz

