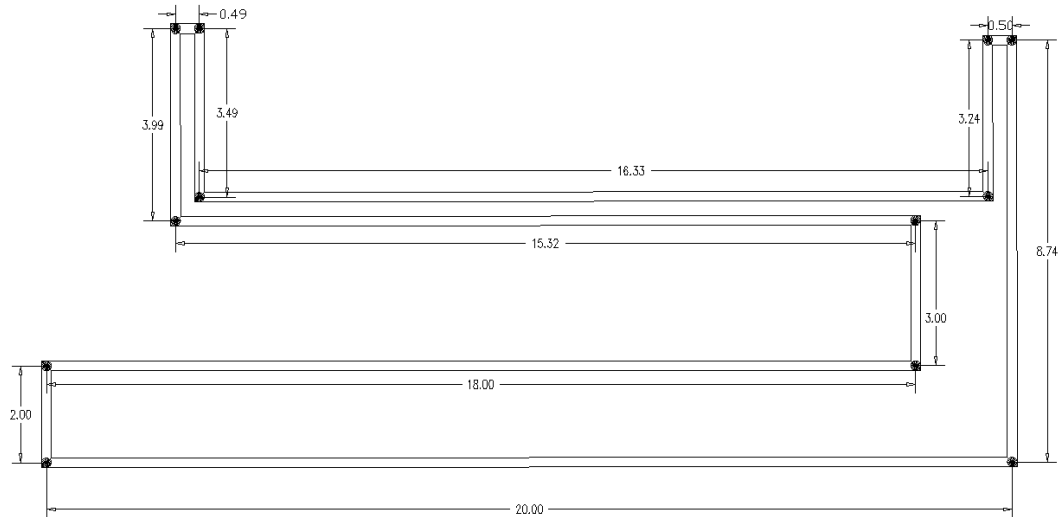


SONY YY2976 Headset Antenna report

Applicant	Tonly Technology Co., Ltd.
Address	Section 37, Zhongkai High-tech Development Zone, Huizhou City, Guangdong Province, 516006 China

Manufacturer or Supplier	Tonly Technology Co., Ltd.
Address	Section 37, Zhongkai High-tech Development Zone, Huizhou City, Guangdong Province, 516006 China
Product	YY2976 Headset ANT
Brand Name	SONY
Model	NA
Max. Peak Gain	2.33dBi
Date of tests	2023-04-19
Tested by Pengfei Wang	Approved by Qin Cai
	

1. Antenna Size (mm)



2. Antenna photo (Please refer to Antena photos document)

3. Test setup photo (Please refer to Antena photos document)

4. Test standard

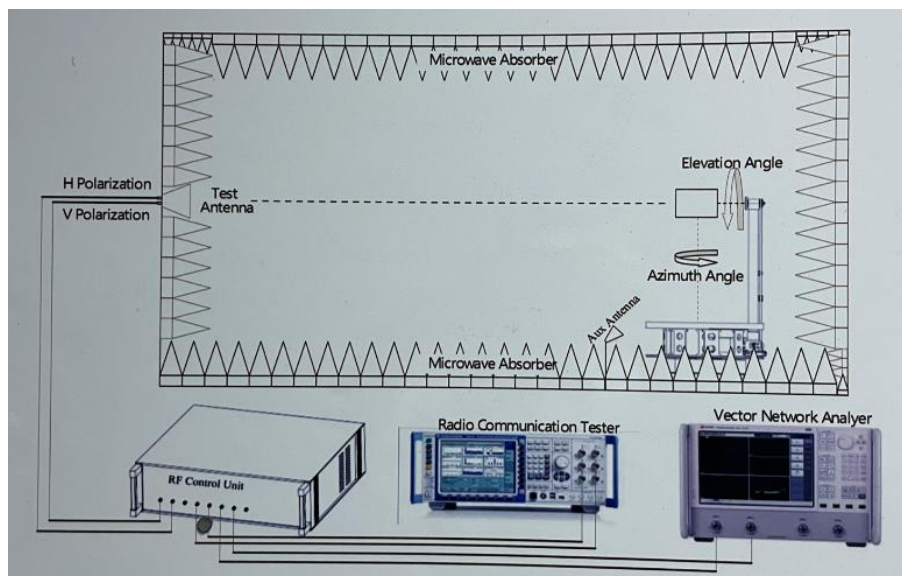
Name	Parameter	Method	Standard no.
Antenna performance	Radiation efficiency	IEEE Standard Test Procedures for Antennas	ANSI/IEEE Std 149-1979

5. Equipment list

Equipment	Manufacturer	Model No	Serial No.	Last Cal.	Due Date
Network Analyzer	Agilent	E5071C	MY46630767	2022.4.28	2023.4.27

Microwave chamber	GTS	GTS Maxsign-Dart7000		2022.4.28	2023.4.27
Turn table	GTS	Dart-700 turn table		2022.4.28	2023.4.27
turn table controller	GTS	Dart-700 turn table controller		2022.4.28	2023.4.27
Broad-Band Horn Antenna	GTS	AT-6000	MA-D0460	2022.4.28	2023.4.27
Test Software	GTS	Libra Version-3.0.3.1		2022.4.28	2023.4.27

6. Test configuration diagram



Test step flow:

- 1) Maintain the test ambient temperature of 23 ± 2 C, the instrument is powered on and preheated for more than 30 minutes;

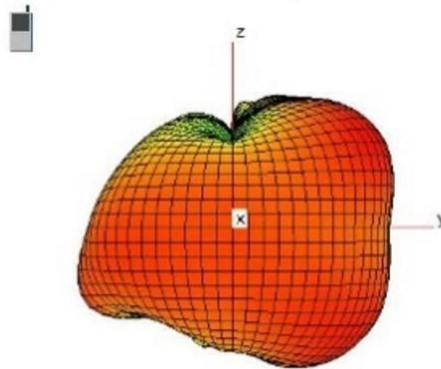
- 2) Turn on the darkroom power supply, connect the test cable, and set up the sample according to the standard;
- 3) Outline sets the test content objectives and conducts calibration tests;
- 4) Run the software, when the test is completed, export the corresponding test diagram and test data, and save to the corresponding directory.

7. Antenna gain

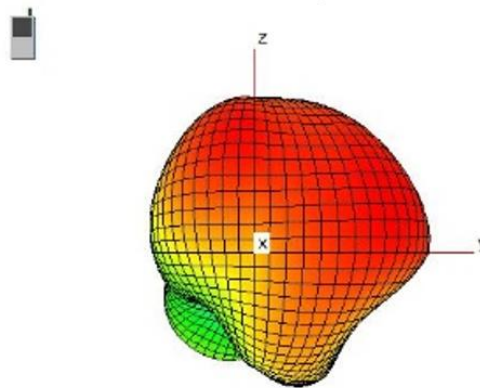
Freq(MHz)	Gain(dB)	Efficiency(dB)	Efficiency(%)
2400	2.330984276	-3.817126856	41.52286529
2410	2.312272509	-3.888175802	40.84909317
2420	1.893785497	-3.937295621	40.38968237
2430	1.577491565	-4.016292852	39.66164426
2440	1.3968759	-4.102086381	38.88582899
2450	1.213892933	-4.029135246	39.54453521
2460	1.086062072	-3.934456482	40.41609519
2470	1.25146993	-3.765389822	42.02048084
2480	1.013626343	-3.779609027	41.88312686

8. Antenna test data

2400MHz



2400MHz



2400MHz

