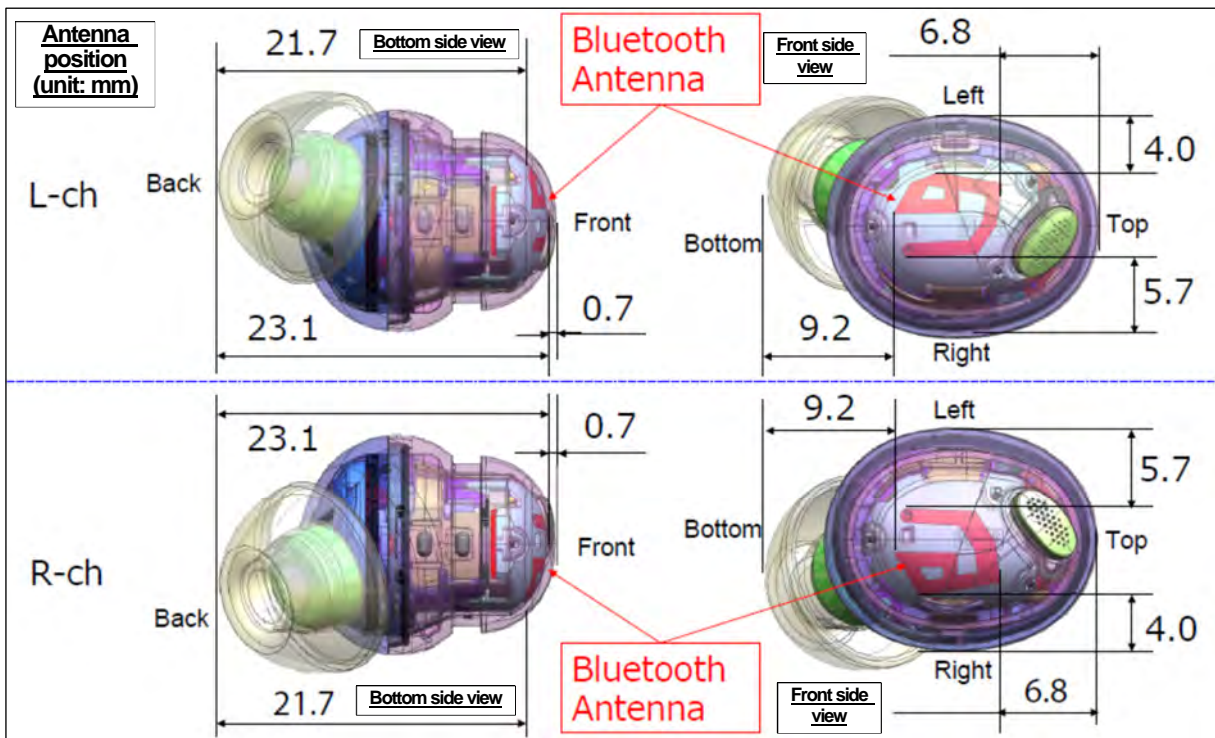
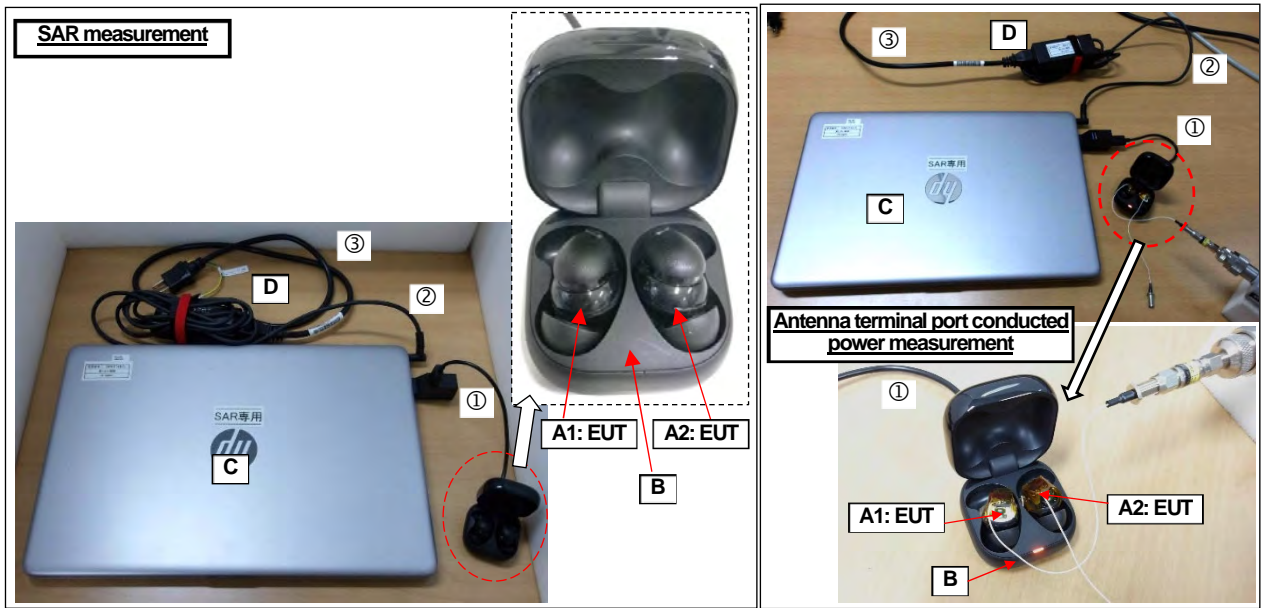


APPENDIX 1: Photographs of test setup

Appendix 1-1: Photograph of EUT and antenna position



Appendix 1-2: EUT and support equipment



Description of EUT and Support Equipment

No.	Item	Model number	Serial number	Manufacturer	Remark
A1 A2	Wireless Noise Canceling Stereo Headset	YY2975	1201078 1201078	SONY	EUT (L-ch (Left unit)) EUT (R-ch (Right unit))
B	(Charging) Case	YY2975	1201078	SONY	Support equipment.
C	Laptop Computer	HP 250 G9/CT	JPH318LW8Z	HP	Support equipment.
D	AC Adapter	TPN-LA15	0A5RH8WD5	HP	Support equipment.




















List of cables used

No.	Name	Length (m)	Shield	No.	Name	Length (m)	Shield
①	USB	0.2	Shielded	②	DC	1.8	Unshielded
				③	AC	1.0	Unshielded









Appendix 1-3: Photograph of test setup (SAR)





Position	Setup photographs (L unit)			
	(Front view/Flat-phantom)	(Left view/Flat-phantom)	(Right view/Flat-phantom)	(Overall view/Flat-phantom)
(EUT: L) Front (Body-touch, D: 0mm) (Photo.P1)				
-	(Front view/Flat-phantom)	(Left view/Flat-phantom)	(Right view/Flat-phantom)	
EUT: L) Left (Body-touch, D: 0mm) (Photo.P2)				
(EUT: L) Right (Body-touch, D: 0mm) (Photo.P3)				
(EUT: L) Top (Body-touch, D: 0mm) (Photo.P4)				
(EUT: L) Bottom (Body-touch, D: 0mm) (Photo.P5)				
(EUT: L) Back (Body-touch, D: 0mm) (Photo.P6)				

Appendix 1-3: Photograph of test setup (SAR) (cont'd)

Position	Setup photographs (R unit)			
	(Front view/Flat-phantom)	(Left view/Flat-phantom)	(Right view/Flat-phantom)	(Overall view/Flat-phantom)
(EUT: R) Front (Body-touch, D: 0mm) (Photo.P7)				
-	(Front view/Flat-phantom)	(Left view/Flat-phantom)	(Right view/Flat-phantom)	
(EUT: R) Left (Body-touch, D: 0mm) (Photo.P8)				
(EUT: R) Right (Body-touch, D: 0mm) (Photo.P9)				
(EUT: R) Top (Body-touch, D: 0mm) (Photo.P10)				
(EUT: R) Bottom (Body-touch, D: 0mm) (Photo.P11)				
(EUT: R) Back (Body-touch, D: 0mm) (Photo.P12)				

Appendix 1-3: Photograph of test setup (SAR) (cont'd)

Position	Setup photographs (Repeat test)			
	(Front view/Flat-phantom)	(Left view/Flat-phantom)	Right view/Flat-phantom)	(Overall view/Flat-phantom)
Repeat: (EUT: L) Front (Body-touch, D: 0mm) (Photo.P13)				
Repeat (EUT: R) Front (Body-touch, D: 0mm) (Photo.P14)				

Position	Setup photographs (No Device holder (D/H) condition)			
	(Front view/Flat-phantom)	(Left view/Flat-phantom)	Right view/Flat-phantom)	(Overall view/Flat-phantom)
No D/H: (EUT: L) Front (Body-touch, D: 0mm) (Photo.P15)				
No D/H: (EUT: R) Front (Body-touch, D: 0mm) (Photo.P16)	