

YY2968_ BT Antenna

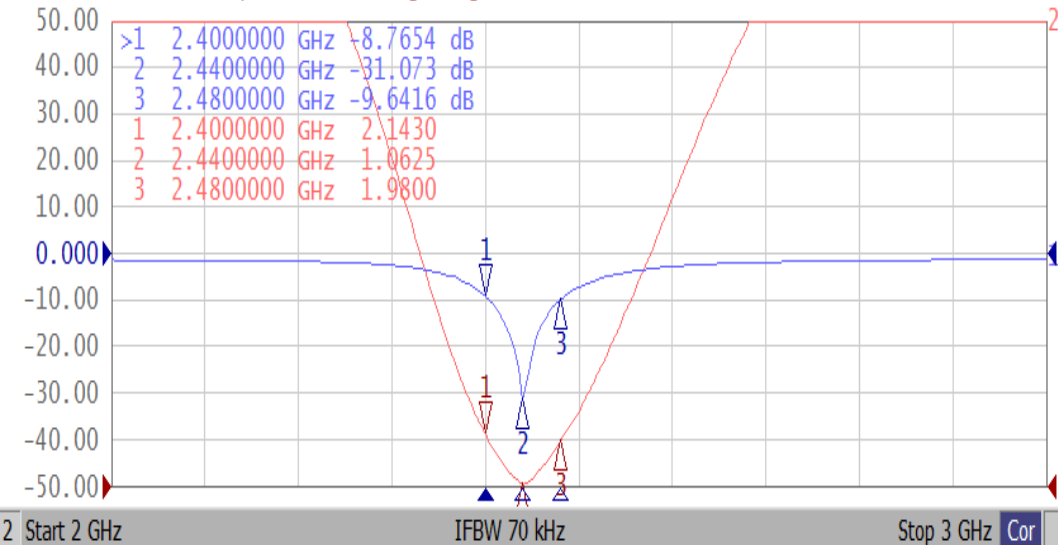
DVT-1

1. Passive Measurement Result(Left)

❑ VSWR & Return loss (Phantom)

Tr1 S11 Log Mag 10.00 dB/ Ref 0.000 dB [F1 M De1]

Tr2 S11 SWR 1.000 / Ref 1.000 [F1 M]



❑ Antenna

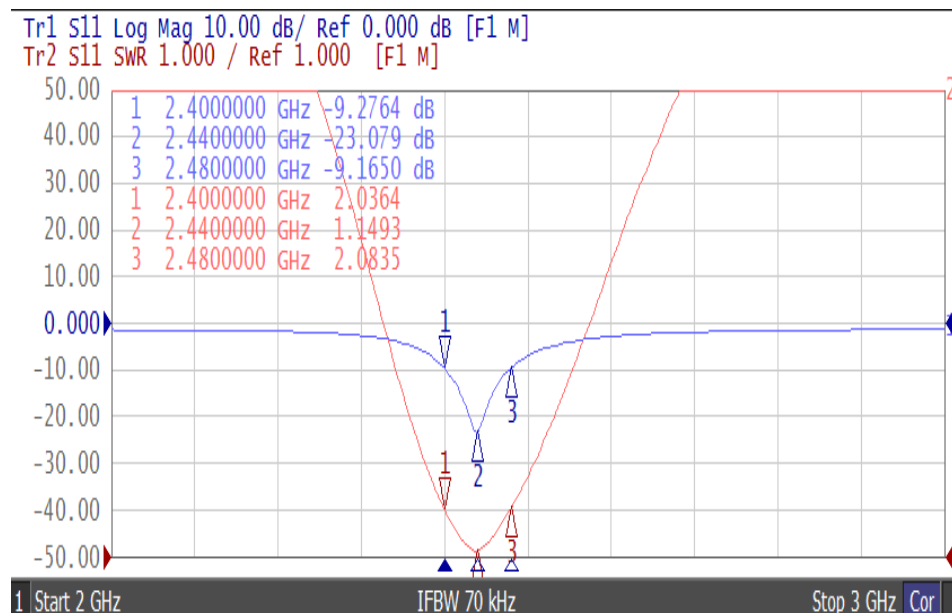


❑ 3D Efficiency

Condition	Freq. [MHz]	Left		
		Eff. [%]	Avg. [dBi]	Peak [dBi]
Head	2400	7.0	-11.55	-7.44
	2442	9.8	-10.07	-5.37
	2480	6.2	-12.11	-7.99

1. Passive Measurement Result(Right)

❑ VSWR & Return loss (Phantom)



❑ Antenna



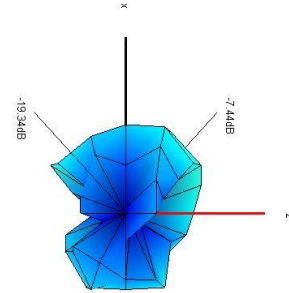
❑ 3D Efficiency

Condition	Freq. [MHz]	Right		
		Eff. [%]	Avg. [dBi]	Peak [dBi]
Head	2400	7.9	-11.04	-7.02
	2442	9.4	-10.29	-7.07
	2480	5.7	-12.43	-8.72

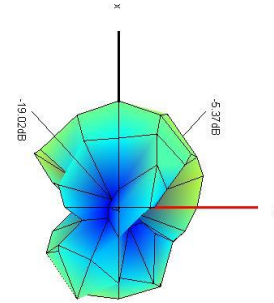
2. Passive Measurement Result (Radiation Pattern)

Left

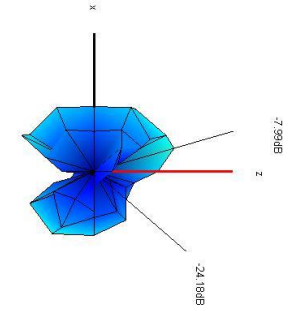
2400MHz



2440MHz

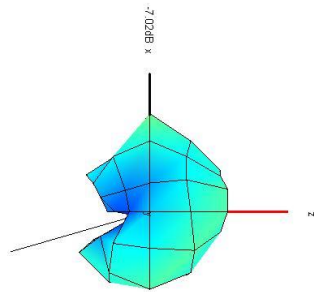


2480MHz

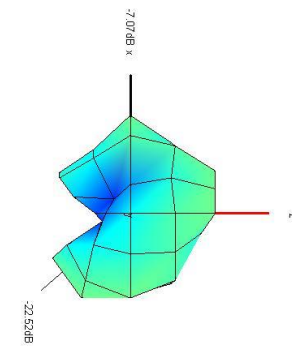


Right

2400MHz



2440MHz



2480MHz

