

APPENDIX 3: Photographs of test setup
Radiated Spurious Emission


Front



Rear (Below 1 GHz)



Rear (Above 1 GHz)



Pre-check of Worst Case Position

X-axis



Y-axis



Z-axis



Antenna Terminal Conducted Tests



Photo 1




Photo 2

End of Report