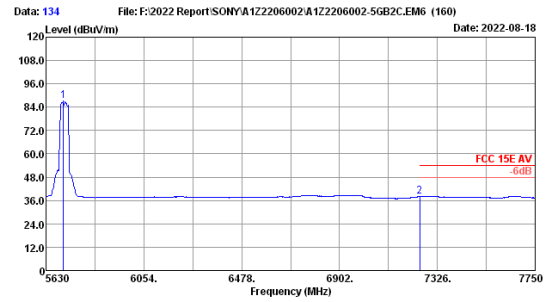


Date: 2022-08-18
 File: F:\2022 Report\SONY\A1Z2206002\A1Z2206002-5GB2C.EM6 (160)
 Site no. : 3m Chamber Data no. : 133
 Dis. / Ant. : 3m 2022 3115-4877 Ant. pol. : HORIZONTAL
 Limit : FCC 15E AV
 Env. / Ins. : 23.8°C/53.5% Engineer : Allen
 Test Mode : 11ac40 5710MHz Tx

No.	Freq. (MHz)	Ant. Factor (dB/m)	Cable Loss (dB)	Reading (dBuV)	Amp factor (dB)	Emission Level (dBuV/m)	Limits (dBuV/m)	Margin (dB)	Remark
1	5704.20	34.13	5.30	74.93	34.50	79.86	54.00	15.95	Average
2	7250.00	36.20	5.27	31.30	34.72	38.05	54.00	15.95	Average

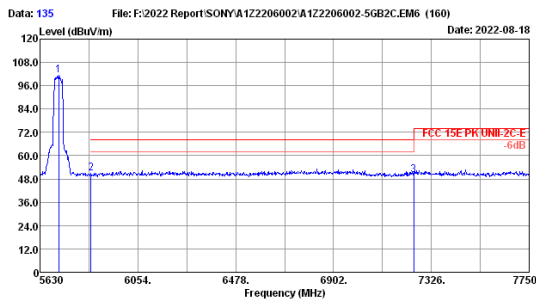
Remarks: 1. Emission Level= Antenna Factor + Cable Loss + Reading -Amp factor.
 2. The emission levels that are 20dB below the official limit are not reported.



Date: 2022-08-18
 File: F:\2022 Report\SONY\A1Z2206002\A1Z2206002-5GB2C.EM6 (160)
 Site no. : 3m Chamber Data no. : 134
 Dis. / Ant. : 3m 2022 3115-4877 Ant. pol. : VERTICAL
 Limit : FCC 15E AV
 Env. / Ins. : 23.8°C/53.5% Engineer : Allen
 Test Mode : 11ac40 5710MHz Tx

No.	Freq. (MHz)	Ant. Factor (dB/m)	Cable Loss (dB)	Reading (dBuV)	Amp factor (dB)	Emission Level (dBuV/m)	Limits (dBuV/m)	Margin (dB)	Remark
1	5706.32	34.13	5.30	82.36	34.50	87.29	54.00	16.01	Average
2	7250.00	36.20	5.27	31.24	34.72	37.99	54.00	16.01	Average

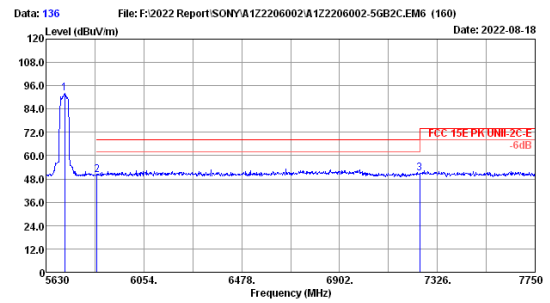
Remarks: 1. Emission Level= Antenna Factor + Cable Loss + Reading -Amp factor.
 2. The emission levels that are 20dB below the official limit are not reported.



Date: 2022-08-18
 File: F:\2022 Report\SONY\A1Z2206002\A1Z2206002-5GB2C.EM6 (160)
 Site no. : 3m Chamber Data no. : 135
 Dis. / Ant. : 3m 2022 3115-4877 Ant. pol. : VERTICAL
 Limit : FCC 15E PK UNII-2C-E
 Env. / Ins. : 23.8°C/53.5% Engineer : Allen
 Test Mode : 11ac40 5710MHz Tx

No.	Freq. (MHz)	Ant. Factor (dB/m)	Cable Loss (dB)	Reading (dBuV)	Amp factor (dB)	Emission Level (dBuV/m)	Limits (dBuV/m)	Margin (dB)	Remark
1	5710.56	34.13	5.30	96.56	34.50	101.49	68.20	17.44	Peak
2	5850.00	34.20	5.35	45.71	34.50	50.76	68.20	17.44	Peak
3	7250.00	36.20	5.27	43.47	34.72	50.22	68.20	17.98	Peak

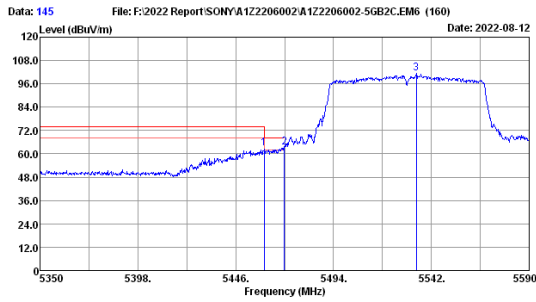
Remarks: 1. Emission Level= Antenna Factor + Cable Loss + Reading -Amp factor.
 2. The emission levels that are 20dB below the official limit are not reported.



Date: 2022-08-18
 File: F:\2022 Report\SONY\A1Z2206002\A1Z2206002-5GB2C.EM6 (160)
 Site no. : 3m Chamber Data no. : 136
 Dis. / Ant. : 3m 2022 3115-4877 Ant. pol. : HORIZONTAL
 Limit : FCC 15E PK UNII-2C-E
 Env. / Ins. : 23.8°C/53.5% Engineer : Allen
 Test Mode : 11ac40 5710MHz Tx

No.	Freq. (MHz)	Ant. Factor (dB/m)	Cable Loss (dB)	Reading (dBuV)	Amp factor (dB)	Emission Level (dBuV/m)	Limits (dBuV/m)	Margin (dB)	Remark
1	5710.56	34.13	5.30	87.00	34.50	91.93	68.20	18.25	Peak
2	5850.00	34.20	5.35	44.90	34.50	49.95	68.20	18.25	Peak
3	7250.00	36.20	5.27	44.26	34.72	51.01	68.20	17.19	Peak

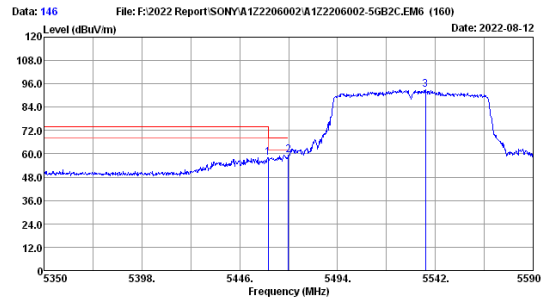
Remarks: 1. Emission Level= Antenna Factor + Cable Loss + Reading -Amp factor.
 2. The emission levels that are 20dB below the official limit are not reported.



Date: 2022-08-12
 File: F:\2022 Report\SONY\A1Z2206002\A1Z2206002-5GB2C.EM6 (160)
 Site no. : 3m Chamber Data no. : 145
 Dis. / Ant. : 3m 2022 3115-4877 Ant. pol. : VERTICAL
 Limit : FCC 15E PK U-NII-2C
 Env. / Ins. : 23.8°C/53.5% Engineer : Allen
 Test Mode : 11ac80 5530MHz Tx

No.	Freq. (MHz)	Ant. Factor (dB/m)	Cable Loss (dB)	Reading (dBuV)	Amp factor (dB)	Emission Level (dBuV/m)	Limits (dBuV/m)	Margin (dB)	Remark
1	5460.00	34.30	5.21	57.92	34.50	62.93	68.20	5.27	Peak
2	5470.00	34.27	5.21	58.56	34.50	63.54	68.20	4.66	Peak
3	5534.56	34.13	5.24	96.32	34.50	101.19	-----	-----	Peak

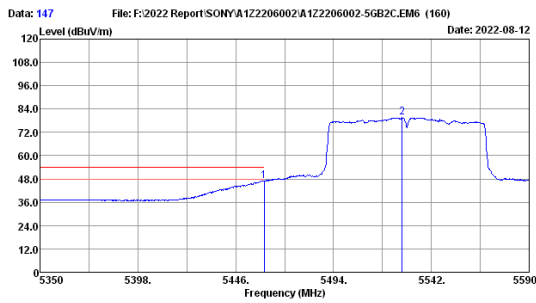
Remarks: 1. Emission Level= Antenna Factor + Cable Loss + Reading -Amp factor.
 2. The emission levels that are 20dB below the official limit are not reported.



Date: 2022-08-12
 File: F:\2022 Report\SONY\A1Z2206002\A1Z2206002-5GB2C.EM6 (160)
 Site no. : 3m Chamber Data no. : 146
 Dis. / Ant. : 3m 2022 3115-4877 Ant. pol. : HORIZONTAL
 Limit : FCC 15E PK U-NII-2C
 Env. / Ins. : 23.8°C/53.5% Engineer : Allen
 Test Mode : 11ac80 5530MHz Tx

No.	Freq. (MHz)	Ant. Factor (dB/m)	Cable Loss (dB)	Reading (dBuV)	Amp factor (dB)	Emission Level (dBuV/m)	Limits (dBuV/m)	Margin (dB)	Remark
1	5460.00	34.30	5.21	53.03	34.50	58.04	68.20	10.16	Peak
2	5470.00	34.27	5.21	54.58	34.50	59.56	68.20	8.64	Peak
3	5537.20	34.13	5.24	87.98	34.50	92.85	-----	-----	Peak

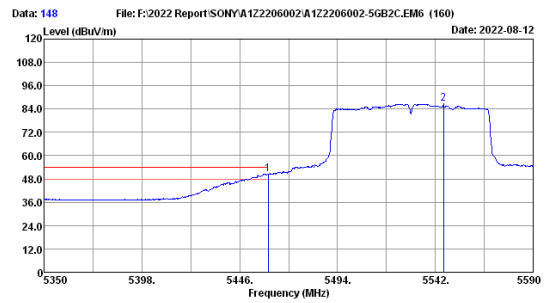
Remarks: 1. Emission Level= Antenna Factor + Cable Loss + Reading -Amp factor.
 2. The emission levels that are 20dB below the official limit are not reported.



Date: 2022-08-12
 File: F:\2022 Report\SONY\A1Z2206002\A1Z2206002-5GB2C.EM6 (160)
 Site no. : 3m Chamber Data no. : 147
 Dis. / Ant. : 3m 2022 3115-4877 Ant. pol. : HORIZONTAL
 Limit : FCC 15E AV
 Env. / Ins. : 23.8°C/53.5% Engineer : Allen
 Test Mode : 11ac80 5530MHz Tx

No.	Freq. (MHz)	Ant. Factor (dB/m)	Cable Loss (dB)	Reading (dBuV)	Amp factor (dB)	Emission Level (dBuV/m)	Limits (dBuV/m)	Margin (dB)	Remark
1	5460.00	34.30	5.21	42.00	34.50	47.01	54.00	6.99	Average
2	5527.60	34.17	5.23	74.67	34.50	79.57	-----	-----	Average

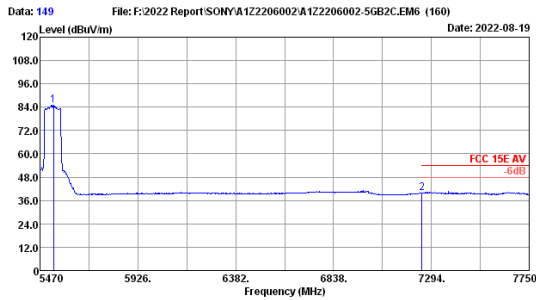
Remarks: 1. Emission Level= Antenna Factor + Cable Loss + Reading -Amp factor.
 2. The emission levels that are 20dB below the official limit are not reported.



Date: 2022-08-12
 File: F:\2022 Report\SONY\A1Z2206002\A1Z2206002-5GB2C.EM6 (160)
 Site no. : 3m Chamber Data no. : 148
 Dis. / Ant. : 3m 2022 3115-4877 Ant. pol. : VERTICAL
 Limit : FCC 15E AV
 Env. / Ins. : 23.8°C/53.5% Engineer : Allen
 Test Mode : 11ac80 5530MHz Tx

No.	Freq. (MHz)	Ant. Factor (dB/m)	Cable Loss (dB)	Reading (dBuV)	Amp factor (dB)	Emission Level (dBuV/m)	Limits (dBuV/m)	Margin (dB)	Remark
1	5460.00	34.30	5.21	45.26	34.50	50.27	54.00	3.73	Average
2	5546.08	34.13	5.24	81.78	34.50	86.65	-----	-----	Average

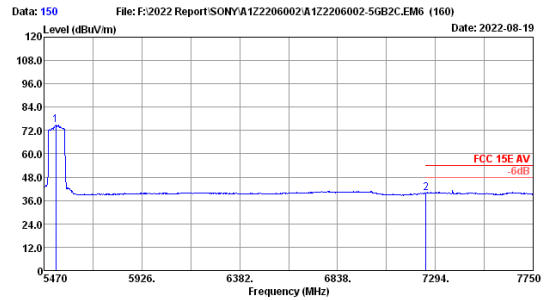
Remarks: 1. Emission Level= Antenna Factor + Cable Loss + Reading -Amp factor.
 2. The emission levels that are 20dB below the official limit are not reported.



File: F:\2022 Report\SONY\A122206002\A122206002-5GB2C.EM6 (160) Date: 2022-08-19
 Site no. : 3m Chamber Data no. : 149
 Dis. / Ant. : 3m 2022 3115-4877 Ant. pol. : VERTICAL
 Limit : FCC 15E AV
 Env. / Ins. : 23.8°C/53.5% Engineer : Allen
 Test Mode : 11ac80 5530MHz Tx

No.	Freq. (MHz)	Ant. Factor (dB/m)	Cable Loss (dB)	Reading (dBuV)	Amp factor (dB)	Emission Level (dBuV/m)	Limits (dBuV/m)	Margin (dB)	Remark
1	5533.84	34.13	5.24	80.09	34.50	84.96	---	---	Average
2	7250.00	36.20	5.27	33.02	34.72	39.77	54.00	14.23	Average

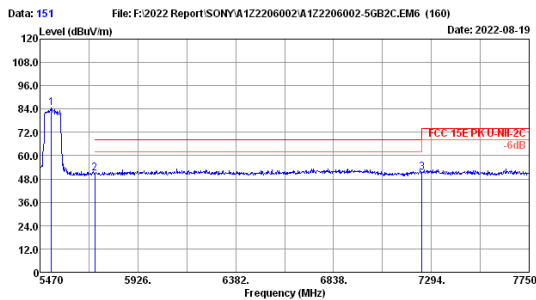
Remarks: 1. Emission Level= Antenna Factor + Cable Loss + Reading -Amp factor.
 2. The emission levels that are 20dB below the official limit are not reported.



File: F:\2022 Report\SONY\A122206002\A122206002-5GB2C.EM6 (160) Date: 2022-08-19
 Site no. : 3m Chamber Data no. : 150
 Dis. / Ant. : 3m 2022 3115-4877 Ant. pol. : HORIZONTAL
 Limit : FCC 15E AV
 Env. / Ins. : 23.8°C/53.5% Engineer : Allen
 Test Mode : 11ac80 5530MHz Tx

No.	Freq. (MHz)	Ant. Factor (dB/m)	Cable Loss (dB)	Reading (dBuV)	Amp factor (dB)	Emission Level (dBuV/m)	Limits (dBuV/m)	Margin (dB)	Remark
1	5524.72	34.17	5.23	69.95	34.50	74.85	---	---	Average
2	7250.00	36.20	5.27	33.10	34.72	39.85	54.00	14.15	Average

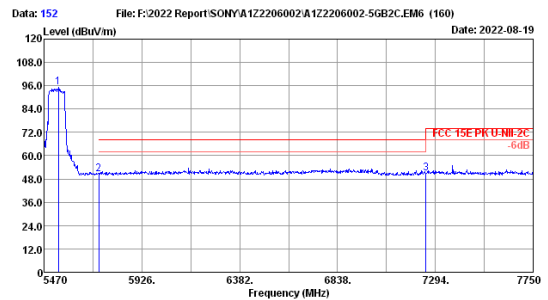
Remarks: 1. Emission Level= Antenna Factor + Cable Loss + Reading -Amp factor.
 2. The emission levels that are 20dB below the official limit are not reported.



File: F:\2022 Report\SONY\A122206002\A122206002-5GB2C.EM6 (160) Date: 2022-08-19
 Site no. : 3m Chamber Data no. : 151
 Dis. / Ant. : 3m 2022 3115-4877 Ant. pol. : HORIZONTAL
 Limit : FCC 15E PK U-NII-2C
 Env. / Ins. : 23.8°C/53.5% Engineer : Allen
 Test Mode : 11ac80 5530MHz Tx

No.	Freq. (MHz)	Ant. Factor (dB/m)	Cable Loss (dB)	Reading (dBuV)	Amp factor (dB)	Emission Level (dBuV/m)	Limits (dBuV/m)	Margin (dB)	Remark
1	5522.44	34.17	5.23	79.46	34.50	84.36	---	---	Peak
2	5725.00	34.07	5.31	45.89	34.50	50.77	68.20	17.43	Peak
3	7250.00	36.20	5.27	44.57	34.72	51.32	68.20	16.88	Peak

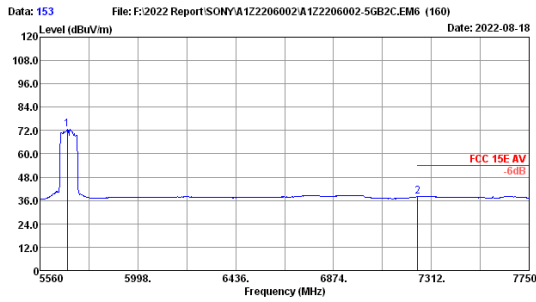
Remarks: 1. Emission Level= Antenna Factor + Cable Loss + Reading -Amp factor.
 2. The emission levels that are 20dB below the official limit are not reported.



File: F:\2022 Report\SONY\A122206002\A122206002-5GB2C.EM6 (160) Date: 2022-08-19
 Site no. : 3m Chamber Data no. : 152
 Dis. / Ant. : 3m 2022 3115-4877 Ant. pol. : VERTICAL
 Limit : FCC 15E PK U-NII-2C
 Env. / Ins. : 23.8°C/53.5% Engineer : Allen
 Test Mode : 11ac80 5530MHz Tx

No.	Freq. (MHz)	Ant. Factor (dB/m)	Cable Loss (dB)	Reading (dBuV)	Amp factor (dB)	Emission Level (dBuV/m)	Limits (dBuV/m)	Margin (dB)	Remark
1	5536.12	34.13	5.24	90.33	34.50	95.20	---	---	Peak
2	5725.00	34.07	5.31	45.55	34.50	50.43	68.20	17.77	Peak
3	7250.00	36.20	5.27	44.29	34.72	51.04	68.20	17.16	Peak

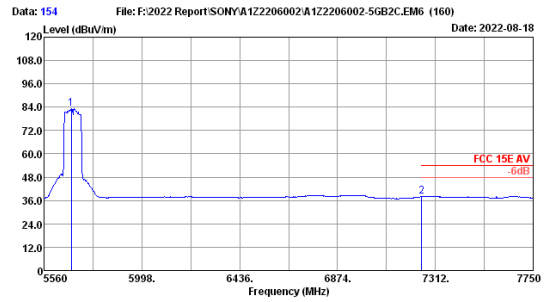
Remarks: 1. Emission Level= Antenna Factor + Cable Loss + Reading -Amp factor.
 2. The emission levels that are 20dB below the official limit are not reported.



Date: 2022-08-18
 File: F:\2022 Report\SONY\A122206002\A122206002-5GB2C.EM6 (160)
 Site no. : 3m Chamber Data no. : 153
 Dis. / Ant. : 3m 2022 3115-4877 Ant. pol. : HORIZONTAL
 Limit : FCC 15E AV
 Env. / Ins. : 23.8°C/53.5% Engineer : Allen
 Test Mode : 11ac80 5690MHz Tx

No.	Freq. (MHz)	Ant. Factor (dB/m)	Cable Loss (dB)	Reading (dBuV)	Amp factor (dB)	Emission Level (dBuV/m)	Limits (dBuV/m)	Margin (dB)	Remark
1	5682.64	34.20	5.29	67.50	34.50	72.49	54.00	15.96	Average
2	7250.00	36.20	5.27	31.29	34.72	38.04	54.00	15.96	Average

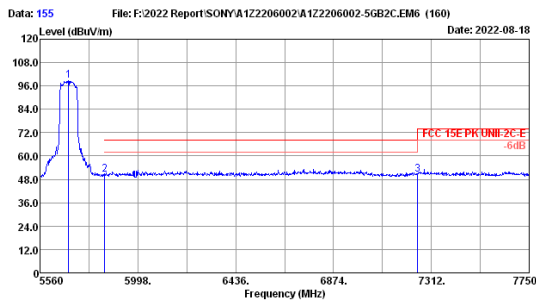
Remarks: 1. Emission Level= Antenna Factor + Cable Loss + Reading -Amp factor.
 2. The emission levels that are 20dB below the official limit are not reported.



Date: 2022-08-18
 File: F:\2022 Report\SONY\A122206002\A122206002-5GB2C.EM6 (160)
 Site no. : 3m Chamber Data no. : 154
 Dis. / Ant. : 3m 2022 3115-4877 Ant. pol. : VERTICAL
 Limit : FCC 15E AV
 Env. / Ins. : 23.8°C/53.5% Engineer : Allen
 Test Mode : 11ac80 5690MHz Tx

No.	Freq. (MHz)	Ant. Factor (dB/m)	Cable Loss (dB)	Reading (dBuV)	Amp factor (dB)	Emission Level (dBuV/m)	Limits (dBuV/m)	Margin (dB)	Remark
1	5682.64	34.20	5.29	78.34	34.50	83.33	54.00	15.98	Average
2	7250.00	36.20	5.27	31.27	34.72	38.02	54.00	15.98	Average

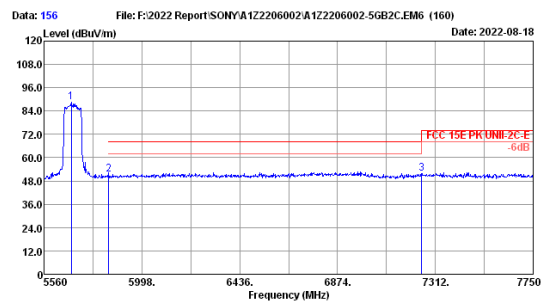
Remarks: 1. Emission Level= Antenna Factor + Cable Loss + Reading -Amp factor.
 2. The emission levels that are 20dB below the official limit are not reported.



Date: 2022-08-18
 File: F:\2022 Report\SONY\A122206002\A122206002-5GB2C.EM6 (160)
 Site no. : 3m Chamber Data no. : 155
 Dis. / Ant. : 3m 2022 3115-4877 Ant. pol. : VERTICAL
 Limit : FCC 15E PK UNII-2C-E
 Env. / Ins. : 23.8°C/53.5% Engineer : Allen
 Test Mode : 11ac80 5690MHz Tx

No.	Freq. (MHz)	Ant. Factor (dB/m)	Cable Loss (dB)	Reading (dBuV)	Amp factor (dB)	Emission Level (dBuV/m)	Limits (dBuV/m)	Margin (dB)	Remark
1	5687.02	34.20	5.29	93.80	34.50	98.79	68.20	17.78	Peak
2	5850.00	34.20	5.35	45.37	34.50	50.42	68.20	17.78	Peak
3	7250.00	36.20	5.27	43.80	34.72	50.55	68.20	17.65	Peak

Remarks: 1. Emission Level= Antenna Factor + Cable Loss + Reading -Amp factor.
 2. The emission levels that are 20dB below the official limit are not reported.

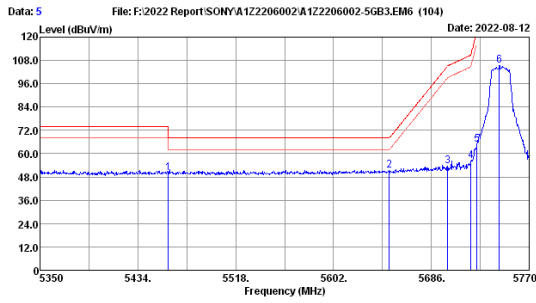


Date: 2022-08-18
 File: F:\2022 Report\SONY\A122206002\A122206002-5GB2C.EM6 (160)
 Site no. : 3m Chamber Data no. : 156
 Dis. / Ant. : 3m 2022 3115-4877 Ant. pol. : HORIZONTAL
 Limit : FCC 15E PK UNII-2C-E
 Env. / Ins. : 23.8°C/53.5% Engineer : Allen
 Test Mode : 11ac80 5690MHz Tx

No.	Freq. (MHz)	Ant. Factor (dB/m)	Cable Loss (dB)	Reading (dBuV)	Amp factor (dB)	Emission Level (dBuV/m)	Limits (dBuV/m)	Margin (dB)	Remark
1	5682.64	34.20	5.29	83.36	34.50	88.35	68.20	16.89	Peak
2	5850.00	34.20	5.35	46.26	34.50	51.31	68.20	16.43	Peak
3	7250.00	36.20	5.27	45.02	34.72	51.77	68.20	16.43	Peak

Remarks: 1. Emission Level= Antenna Factor + Cable Loss + Reading -Amp factor.
 2. The emission levels that are 20dB below the official limit are not reported.

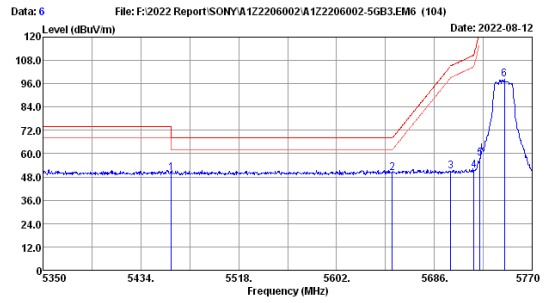
U-NII-3 Band:



Site no. : 3m Chamber Data no. : 5
 Dis. / Ant. : 3m 2022 3115-4877 Ant. pol. : VERTICAL
 Limit : FCC 15E PK U-NII-3
 Env. / Ins. : 23.8°C/53.5% Engineer : Allen
 Test Mode : 11a 5745MHz Tx

No.	Freq. (MHz)	Ant. Factor (dB/m)	Cable Loss (dB)	Reading (dBuV)	Amp factor (dB)	Emission Level (dBuV/m)	Limits (dBuV/m)	Margin (dB)	Remark
1	5460.00	34.30	5.21	44.99	34.50	50.00	68.20	18.20	Peak
2	5650.00	34.20	5.28	46.32	34.50	51.30	68.20	16.90	Peak
3	5700.00	34.20	5.29	48.67	34.50	53.66	105.20	51.54	Peak
4	5720.00	34.07	5.30	51.34	34.50	56.21	110.80	54.59	Peak
5	5725.00	34.07	5.31	59.62	34.50	64.50	122.80	58.30	Peak
6	5744.38	34.00	5.31	100.73	34.50	105.54	-----	-----	Peak

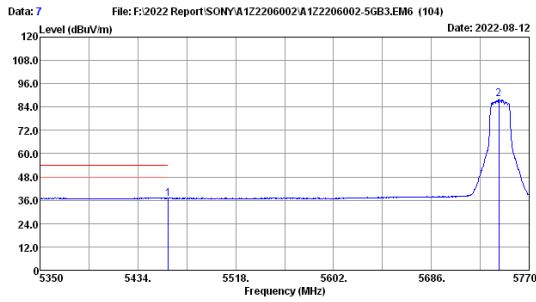
Remarks: 1. Emission Level= Antenna Factor + Cable Loss + Reading -amp factor.
 2. The emission levels that are 20dB below the official limit are not reported.



Site no. : 3m Chamber Data no. : 6
 Dis. / Ant. : 3m 2022 3115-4877 Ant. pol. : HORIZONTAL
 Limit : FCC 15E PK U-NII-3
 Env. / Ins. : 23.8°C/53.5% Engineer : Allen
 Test Mode : 11a 5745MHz Tx

No.	Freq. (MHz)	Ant. Factor (dB/m)	Cable Loss (dB)	Reading (dBuV)	Amp factor (dB)	Emission Level (dBuV/m)	Limits (dBuV/m)	Margin (dB)	Remark
1	5460.00	34.30	5.21	44.88	34.50	49.89	68.20	18.31	Peak
2	5650.00	34.20	5.28	45.21	34.50	50.19	68.20	18.01	Peak
3	5700.00	34.20	5.29	45.95	34.50	50.94	105.20	54.26	Peak
4	5720.00	34.07	5.30	46.41	34.50	51.28	110.80	59.52	Peak
5	5725.00	34.07	5.31	52.71	34.50	57.59	122.80	65.21	Peak
6	5746.06	34.00	5.31	93.36	34.50	98.17	-----	-----	Peak

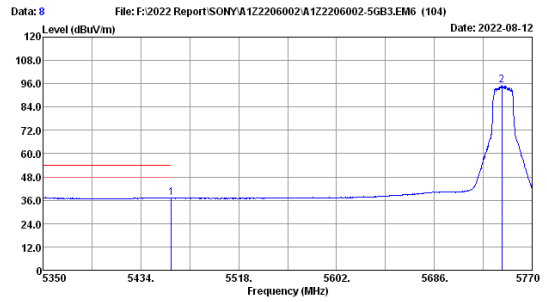
Remarks: 1. Emission Level= Antenna Factor + Cable Loss + Reading -amp factor.
 2. The emission levels that are 20dB below the official limit are not reported.



Site no. : 3m Chamber Data no. : 7
 Dis. / Ant. : 3m 2022 3115-4877 Ant. pol. : HORIZONTAL
 Limit : FCC 15E AV
 Env. / Ins. : 23.8°C/53.5% Engineer : Allen
 Test Mode : 11a 5745MHz Tx

No.	Freq. (MHz)	Ant. Factor (dB/m)	Cable Loss (dB)	Reading (dBuV)	Amp factor (dB)	Emission Level (dBuV/m)	Limits (dBuV/m)	Margin (dB)	Remark
1	5460.00	34.30	5.21	31.92	34.50	36.93	54.00	17.07	Average
2	5743.96	34.00	5.31	83.13	34.50	87.94	-----	-----	Average

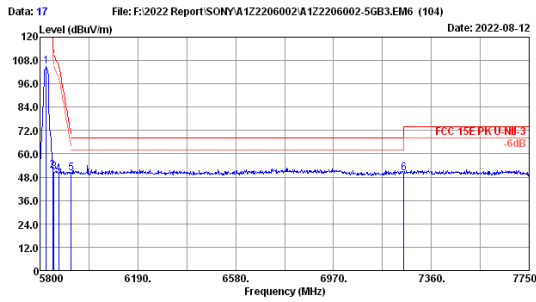
Remarks: 1. Emission Level= Antenna Factor + Cable Loss + Reading -amp factor.
 2. The emission levels that are 20dB below the official limit are not reported.



Site no. : 3m Chamber Data no. : 8
 Dis. / Ant. : 3m 2022 3115-4877 Ant. pol. : VERTICAL
 Limit : FCC 15E AV
 Env. / Ins. : 23.8°C/53.5% Engineer : Allen
 Test Mode : 11a 5745MHz Tx

No.	Freq. (MHz)	Ant. Factor (dB/m)	Cable Loss (dB)	Reading (dBuV)	Amp factor (dB)	Emission Level (dBuV/m)	Limits (dBuV/m)	Margin (dB)	Remark
1	5460.00	34.30	5.21	32.12	34.50	37.13	54.00	16.87	Average
2	5743.96	34.00	5.31	90.26	34.50	95.07	-----	-----	Average

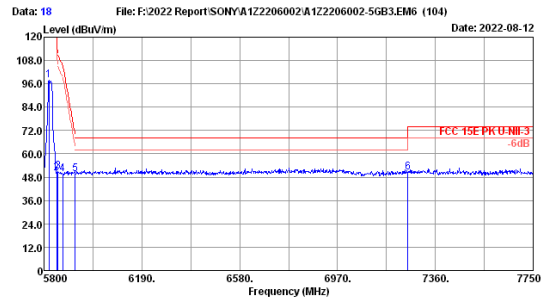
Remarks: 1. Emission Level= Antenna Factor + Cable Loss + Reading -amp factor.
 2. The emission levels that are 20dB below the official limit are not reported.



Site no. : 3m Chamber Data no. : 17
 Dis. / Ant. : 3m 2022 3115-4877 Ant. pol. : VERTICAL
 Limit : FCC 15E PK U-NII-3
 Env. / Ins. : 23.8°C/53.5% Engineer : Allen
 Test Mode : 11a 5825MHz Tx

No.	Freq. (MHz)	Ant. Factor (dB/m)	Cable Loss (dB)	Reading (dBuV)	Amp factor (dB)	Emission Level (dBuV/m)	Limits (dBuV/m)	Margin (dB)	Remark
1	5825.35	34.17	5.34	99.86	34.50	104.87	122.20	71.04	Peak
2	5850.00	34.20	5.35	46.11	34.50	51.16	110.80	60.51	Peak
3	5855.00	34.27	5.35	45.17	34.50	50.29	105.20	55.41	Peak
4	5875.00	34.33	5.36	44.60	34.50	49.79	68.20	18.14	Peak
5	5925.00	34.47	5.37	44.72	34.50	50.06	68.20	18.27	Peak
6	7250.00	36.20	5.27	43.18	34.72	49.93	68.20	17.64	Peak

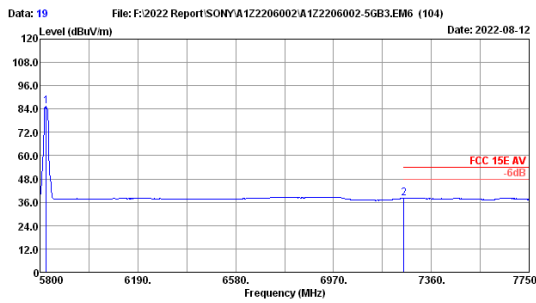
Remarks: 1. Emission Level= Antenna Factor + Cable Loss + Reading -Amp factor.
 2. The emission levels that are 20dB below the official limit are not reported.



Site no. : 3m Chamber Data no. : 18
 Dis. / Ant. : 3m 2022 3115-4877 Ant. pol. : HORIZONTAL
 Limit : FCC 15E PK U-NII-3
 Env. / Ins. : 23.8°C/53.5% Engineer : Allen
 Test Mode : 11a 5825MHz Tx

No.	Freq. (MHz)	Ant. Factor (dB/m)	Cable Loss (dB)	Reading (dBuV)	Amp factor (dB)	Emission Level (dBuV/m)	Limits (dBuV/m)	Margin (dB)	Remark
1	5819.50	34.17	5.34	92.97	34.50	97.98	122.20	72.32	Peak
2	5850.00	34.20	5.35	44.83	34.50	49.88	110.80	59.91	Peak
3	5855.00	34.27	5.35	45.77	34.50	50.89	105.20	55.58	Peak
4	5875.00	34.33	5.36	44.43	34.50	49.62	68.20	18.40	Peak
5	5925.00	34.47	5.37	44.46	34.50	49.80	68.20	17.64	Peak
6	7250.00	36.20	5.27	43.81	34.72	50.56	68.20	17.64	Peak

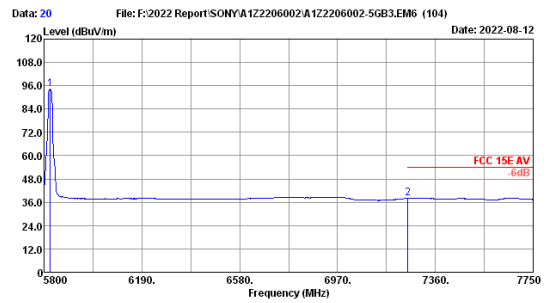
Remarks: 1. Emission Level= Antenna Factor + Cable Loss + Reading -Amp factor.
 2. The emission levels that are 20dB below the official limit are not reported.



Site no. : 3m Chamber Data no. : 19
 Dis. / Ant. : 3m 2022 3115-4877 Ant. pol. : HORIZONTAL
 Limit : FCC 15E AV
 Env. / Ins. : 23.8°C/53.5% Engineer : Allen
 Test Mode : 11a 5825MHz Tx

No.	Freq. (MHz)	Ant. Factor (dB/m)	Cable Loss (dB)	Reading (dBuV)	Amp factor (dB)	Emission Level (dBuV/m)	Limits (dBuV/m)	Margin (dB)	Remark
1	5825.35	34.17	5.34	80.42	34.50	85.43	54.00	15.88	Average
2	7250.00	36.20	5.27	31.37	34.72	38.12	54.00	15.90	Average

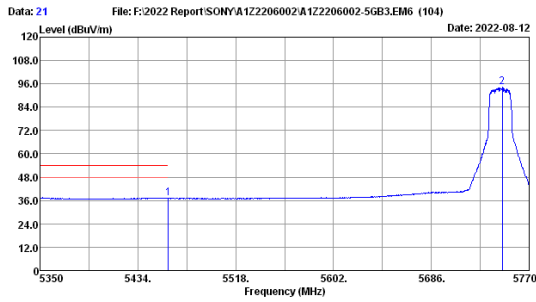
Remarks: 1. Emission Level= Antenna Factor + Cable Loss + Reading -Amp factor.
 2. The emission levels that are 20dB below the official limit are not reported.



Site no. : 3m Chamber Data no. : 20
 Dis. / Ant. : 3m 2022 3115-4877 Ant. pol. : VERTICAL
 Limit : FCC 15E AV
 Env. / Ins. : 23.8°C/53.5% Engineer : Allen
 Test Mode : 11a 5825MHz Tx

No.	Freq. (MHz)	Ant. Factor (dB/m)	Cable Loss (dB)	Reading (dBuV)	Amp factor (dB)	Emission Level (dBuV/m)	Limits (dBuV/m)	Margin (dB)	Remark
1	5825.35	34.17	5.34	89.14	34.50	94.15	54.00	15.90	Average
2	7250.00	36.20	5.27	31.35	34.72	38.10	54.00	15.90	Average

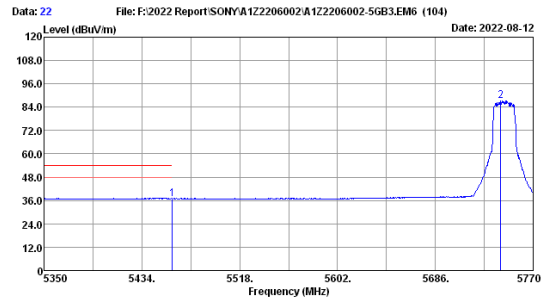
Remarks: 1. Emission Level= Antenna Factor + Cable Loss + Reading -Amp factor.
 2. The emission levels that are 20dB below the official limit are not reported.



Date: 2022-08-12
 File: F:\2022 Report\SONY\A122206002\A122206002-5GB3.EM6 (104)
 Site no. : 3m Chamber Data no. : 21
 Dis. / Ant. : 3m 2022 3115-4877 Ant. pol. : VERTICAL
 Limit : FCC 15E AV
 Env. / Ins. : 23.8°C/53.5% Engineer : Allen
 Test Mode : 11n20 5745MHz Tx

No.	Freq. (MHz)	Ant. Factor (dB/m)	Cable Loss (dB)	Reading (dBuV)	Amp factor (dB)	Emission Level (dBuV/m)	Limits (dBuV/m)	Margin (dB)	Remark
1	5460.00	34.30	5.21	32.01	34.50	37.02	54.00	16.98	Average
2	5746.90	34.00	5.31	89.45	34.50	94.26	-----	-----	Average

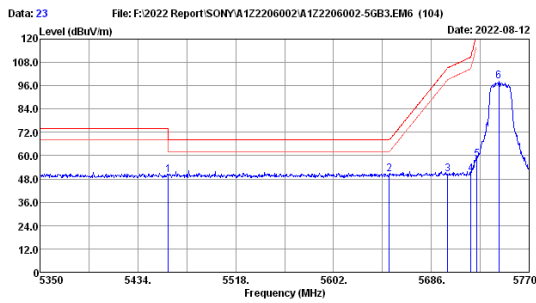
Remarks: 1. Emission Level= Antenna Factor + Cable Loss + Reading -Amp factor.
 2. The emission levels that are 20dB below the official limit are not reported.



Date: 2022-08-12
 File: F:\2022 Report\SONY\A122206002\A122206002-5GB3.EM6 (104)
 Site no. : 3m Chamber Data no. : 22
 Dis. / Ant. : 3m 2022 3115-4877 Ant. pol. : HORIZONTAL
 Limit : FCC 15E AV
 Env. / Ins. : 23.8°C/53.5% Engineer : Allen
 Test Mode : 11n20 5745MHz Tx

No.	Freq. (MHz)	Ant. Factor (dB/m)	Cable Loss (dB)	Reading (dBuV)	Amp factor (dB)	Emission Level (dBuV/m)	Limits (dBuV/m)	Margin (dB)	Remark
1	5460.00	34.30	5.21	31.92	34.50	36.93	54.00	17.07	Average
2	5742.28	34.00	5.31	82.49	34.50	87.30	-----	-----	Average

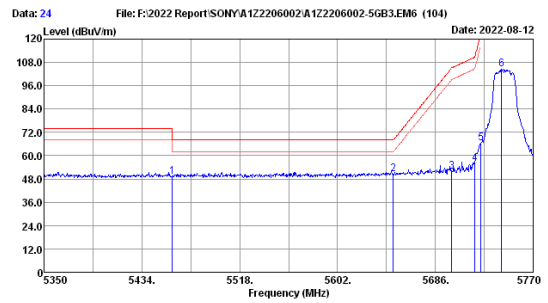
Remarks: 1. Emission Level= Antenna Factor + Cable Loss + Reading -Amp factor.
 2. The emission levels that are 20dB below the official limit are not reported.



Date: 2022-08-12
 File: F:\2022 Report\SONY\A122206002\A122206002-5GB3.EM6 (104)
 Site no. : 3m Chamber Data no. : 23
 Dis. / Ant. : 3m 2022 3115-4877 Ant. pol. : HORIZONTAL
 Limit : FCC 15E PK U-NII-3
 Env. / Ins. : 23.8°C/53.5% Engineer : Allen
 Test Mode : 11n20 5745MHz Tx

No.	Freq. (MHz)	Ant. Factor (dB/m)	Cable Loss (dB)	Reading (dBuV)	Amp factor (dB)	Emission Level (dBuV/m)	Limits (dBuV/m)	Margin (dB)	Remark
1	5460.00	34.30	5.21	45.12	34.50	50.13	68.20	18.07	Peak
2	5650.00	34.20	5.28	45.29	34.50	50.27	68.20	17.93	Peak
3	5700.00	34.20	5.29	45.27	34.50	50.26	105.20	54.94	Peak
4	5720.00	34.07	5.30	45.76	34.50	50.63	110.80	60.17	Peak
5	5725.00	34.07	5.31	53.28	34.50	58.16	122.80	64.64	Peak
6	5743.96	34.00	5.31	93.39	34.50	98.20	-----	-----	Peak

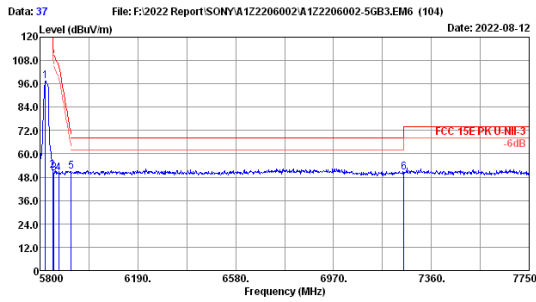
Remarks: 1. Emission Level= Antenna Factor + Cable Loss + Reading -Amp factor.
 2. The emission levels that are 20dB below the official limit are not reported.



Date: 2022-08-12
 File: F:\2022 Report\SONY\A122206002\A122206002-5GB3.EM6 (104)
 Site no. : 3m Chamber Data no. : 24
 Dis. / Ant. : 3m 2022 3115-4877 Ant. pol. : VERTICAL
 Limit : FCC 15E PK U-NII-3
 Env. / Ins. : 23.8°C/53.5% Engineer : Allen
 Test Mode : 11n20 5745MHz Tx

No.	Freq. (MHz)	Ant. Factor (dB/m)	Cable Loss (dB)	Reading (dBuV)	Amp factor (dB)	Emission Level (dBuV/m)	Limits (dBuV/m)	Margin (dB)	Remark
1	5460.00	34.30	5.21	44.11	34.50	49.12	68.20	19.08	Peak
2	5650.00	34.20	5.28	45.69	34.50	50.67	68.20	17.53	Peak
3	5700.00	34.20	5.29	46.82	34.50	51.81	105.20	53.39	Peak
4	5720.00	34.07	5.30	51.00	34.50	55.87	110.80	54.93	Peak
5	5725.00	34.07	5.31	61.65	34.50	66.53	122.80	56.27	Peak
6	5742.70	34.00	5.31	99.75	34.50	104.56	-----	-----	Peak

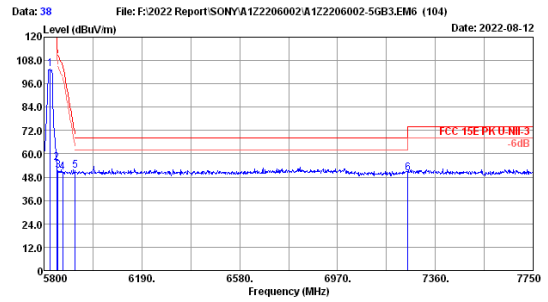
Remarks: 1. Emission Level= Antenna Factor + Cable Loss + Reading -Amp factor.
 2. The emission levels that are 20dB below the official limit are not reported.



Site no. : 3m Chamber Data no. : 37
 Dis. / Ant. : 3m 2022 3115-4877 Ant. pol. : HORIZONTAL
 Limit : FCC 15E PK U-NII-3
 Env. / Ins. : 23.8°C/53.5% Engineer : Allen
 Test Mode : 11n20 5825MHz Tx

No.	Freq. (MHz)	Ant. Factor (dB/m)	Cable Loss (dB)	Reading (dBuV)	Amp factor (dB)	Emission Level (dBuV/m)	Limits (dBuV/m)	Margin (dB)	Remark
1	5821.45	34.17	5.34	92.27	34.50	97.28	122.20	70.81	Peak
2	5850.00	34.20	5.35	46.34	34.50	51.39	110.80	60.68	Peak
3	5855.00	34.27	5.35	45.00	34.50	50.12	110.80	60.68	Peak
4	5875.00	34.33	5.36	44.87	34.50	50.06	105.20	55.14	Peak
5	5925.00	34.47	5.37	45.39	34.50	50.73	68.20	17.47	Peak
6	7250.00	36.20	5.27	43.82	34.72	50.57	68.20	17.63	Peak

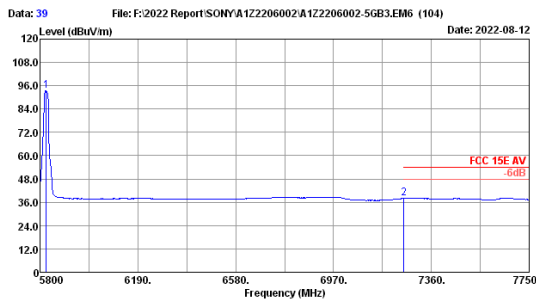
Remarks: 1. Emission Level= Antenna Factor + Cable Loss + Reading -Amp factor.
 2. The emission levels that are 20dB below the official limit are not reported.



Site no. : 3m Chamber Data no. : 38
 Dis. / Ant. : 3m 2022 3115-4877 Ant. pol. : VERTICAL
 Limit : FCC 15E PK U-NII-3
 Env. / Ins. : 23.8°C/53.5% Engineer : Allen
 Test Mode : 11n20 5825MHz Tx

No.	Freq. (MHz)	Ant. Factor (dB/m)	Cable Loss (dB)	Reading (dBuV)	Amp factor (dB)	Emission Level (dBuV/m)	Limits (dBuV/m)	Margin (dB)	Remark
1	5825.35	34.17	5.34	98.75	34.50	103.76	122.20	66.79	Peak
2	5850.00	34.20	5.35	50.38	34.50	55.41	110.80	59.60	Peak
3	5855.00	34.27	5.35	46.08	34.50	51.20	110.80	59.60	Peak
4	5875.00	34.33	5.36	45.28	34.50	50.47	105.20	54.73	Peak
5	5925.00	34.47	5.37	45.85	34.50	51.19	68.20	17.01	Peak
6	7250.00	36.20	5.27	43.22	34.72	49.97	68.20	18.23	Peak

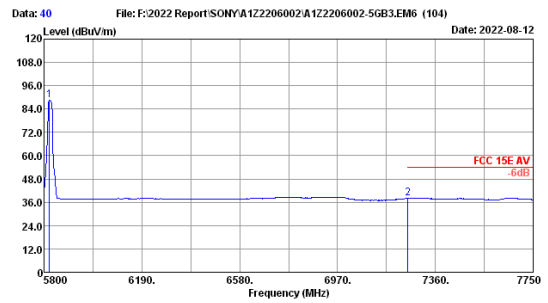
Remarks: 1. Emission Level= Antenna Factor + Cable Loss + Reading -Amp factor.
 2. The emission levels that are 20dB below the official limit are not reported.



Site no. : 3m Chamber Data no. : 39
 Dis. / Ant. : 3m 2022 3115-4877 Ant. pol. : VERTICAL
 Limit : FCC 15E AV
 Env. / Ins. : 23.8°C/53.5% Engineer : Allen
 Test Mode : 11n20 5825MHz Tx

No.	Freq. (MHz)	Ant. Factor (dB/m)	Cable Loss (dB)	Reading (dBuV)	Amp factor (dB)	Emission Level (dBuV/m)	Limits (dBuV/m)	Margin (dB)	Remark
1	5825.35	34.17	5.34	88.29	34.50	93.30	54.00	15.86	Average
2	7250.00	36.20	5.27	31.39	34.72	38.14	54.00	15.86	Average

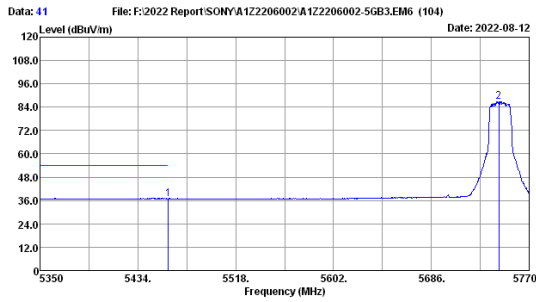
Remarks: 1. Emission Level= Antenna Factor + Cable Loss + Reading -Amp factor.
 2. The emission levels that are 20dB below the official limit are not reported.



Site no. : 3m Chamber Data no. : 40
 Dis. / Ant. : 3m 2022 3115-4877 Ant. pol. : HORIZONTAL
 Limit : FCC 15E AV
 Env. / Ins. : 23.8°C/53.5% Engineer : Allen
 Test Mode : 11n20 5825MHz Tx

No.	Freq. (MHz)	Ant. Factor (dB/m)	Cable Loss (dB)	Reading (dBuV)	Amp factor (dB)	Emission Level (dBuV/m)	Limits (dBuV/m)	Margin (dB)	Remark
1	5821.45	34.17	5.34	83.73	34.50	88.74	54.00	15.93	Average
2	7250.00	36.20	5.27	31.32	34.72	38.07	54.00	15.93	Average

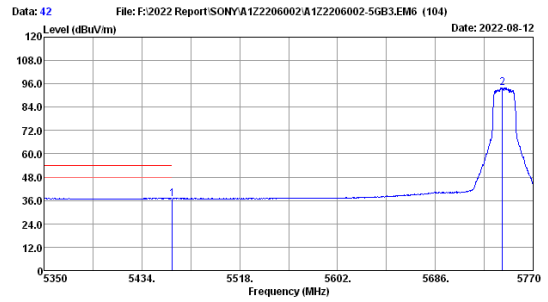
Remarks: 1. Emission Level= Antenna Factor + Cable Loss + Reading -Amp factor.
 2. The emission levels that are 20dB below the official limit are not reported.



Data: 41 File: F:\2022 Report\SONY\A122206002\A122206002-5GB3.EM6 (104) Date: 2022-08-12
 Site no. : 3m Chamber Data no. : 41
 Dis. / Ant. : 3m 2022 3115-4877 Ant. pol. : HORIZONTAL
 Limit : FCC 15E AV
 Env. / Ins. : 23.8°C/53.5% Engineer : Allen
 Test Mode : 11ac20 5745MHz Tx

No.	Freq. (MHz)	Ant. Factor (dB/m)	Cable Loss (dB)	Reading (dBuV)	Amp factor (dB)	Emission Level (dBuV/m)	Limits (dBuV/m)	Margin (dB)	Remark
1	5460.00	34.30	5.21	31.96	34.50	36.97	54.00	17.03	Average
2	5743.96	34.00	5.31	82.14	34.50	86.95	-----	-----	Average

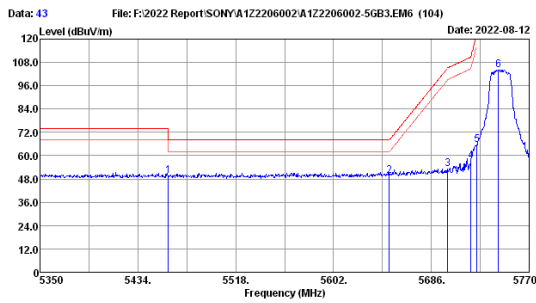
Remarks: 1. Emission Level= Antenna Factor + Cable Loss + Reading -Amp factor.
 2. The emission levels that are 20dB below the official limit are not reported.



Data: 42 File: F:\2022 Report\SONY\A122206002\A122206002-5GB3.EM6 (104) Date: 2022-08-12
 Site no. : 3m Chamber Data no. : 42
 Dis. / Ant. : 3m 2022 3115-4877 Ant. pol. : VERTICAL
 Limit : FCC 15E AV
 Env. / Ins. : 23.8°C/53.5% Engineer : Allen
 Test Mode : 11ac20 5745MHz Tx

No.	Freq. (MHz)	Ant. Factor (dB/m)	Cable Loss (dB)	Reading (dBuV)	Amp factor (dB)	Emission Level (dBuV/m)	Limits (dBuV/m)	Margin (dB)	Remark
1	5460.00	34.30	5.21	31.95	34.50	36.96	54.00	17.04	Average
2	5743.96	34.00	5.31	89.16	34.50	93.97	-----	-----	Average

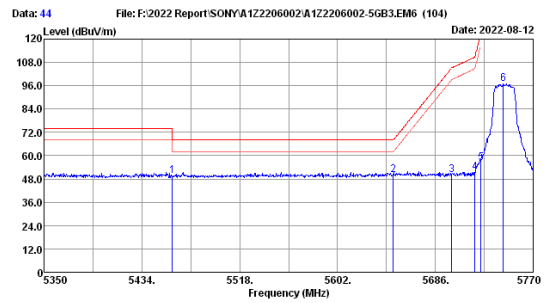
Remarks: 1. Emission Level= Antenna Factor + Cable Loss + Reading -Amp factor.
 2. The emission levels that are 20dB below the official limit are not reported.



Data: 43 File: F:\2022 Report\SONY\A122206002\A122206002-5GB3.EM6 (104) Date: 2022-08-12
 Site no. : 3m Chamber Data no. : 43
 Dis. / Ant. : 3m 2022 3115-4877 Ant. pol. : VERTICAL
 Limit : FCC 15E PK U-NII-3
 Env. / Ins. : 23.8°C/53.5% Engineer : Allen
 Test Mode : 11ac20 5745MHz Tx

No.	Freq. (MHz)	Ant. Factor (dB/m)	Cable Loss (dB)	Reading (dBuV)	Amp factor (dB)	Emission Level (dBuV/m)	Limits (dBuV/m)	Margin (dB)	Remark
1	5460.00	34.30	5.21	44.52	34.50	49.53	68.20	18.67	Peak
2	5650.00	34.20	5.28	44.61	34.50	49.59	68.20	18.61	Peak
3	5700.00	34.20	5.29	48.31	34.50	53.30	105.20	51.90	Peak
4	5720.00	34.07	5.30	52.30	34.50	57.17	110.80	53.63	Peak
5	5725.00	34.07	5.31	60.78	34.50	65.66	122.80	57.14	Peak
6	5743.96	34.00	5.31	99.46	34.50	104.27	-----	-----	Peak

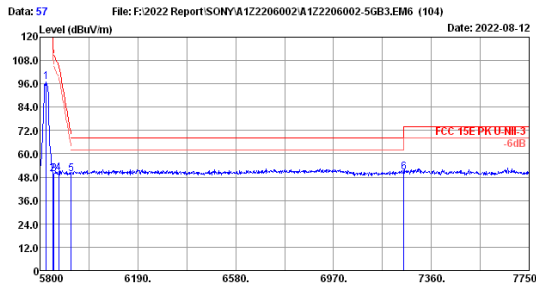
Remarks: 1. Emission Level= Antenna Factor + Cable Loss + Reading -Amp factor.
 2. The emission levels that are 20dB below the official limit are not reported.



Data: 44 File: F:\2022 Report\SONY\A122206002\A122206002-5GB3.EM6 (104) Date: 2022-08-12
 Site no. : 3m Chamber Data no. : 44
 Dis. / Ant. : 3m 2022 3115-4877 Ant. pol. : HORIZONTAL
 Limit : FCC 15E PK U-NII-3
 Env. / Ins. : 23.8°C/53.5% Engineer : Allen
 Test Mode : 11ac20 5745MHz Tx

No.	Freq. (MHz)	Ant. Factor (dB/m)	Cable Loss (dB)	Reading (dBuV)	Amp factor (dB)	Emission Level (dBuV/m)	Limits (dBuV/m)	Margin (dB)	Remark
1	5460.00	34.30	5.21	44.64	34.50	49.65	68.20	18.55	Peak
2	5650.00	34.20	5.28	44.84	34.50	49.82	68.20	18.38	Peak
3	5700.00	34.20	5.29	45.00	34.50	49.99	105.20	55.21	Peak
4	5720.00	34.07	5.30	46.37	34.50	51.24	110.80	59.56	Peak
5	5725.00	34.07	5.31	51.37	34.50	56.25	122.80	66.55	Peak
6	5744.38	34.00	5.31	92.20	34.50	97.01	-----	-----	Peak

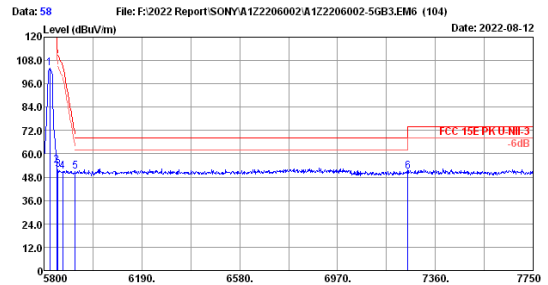
Remarks: 1. Emission Level= Antenna Factor + Cable Loss + Reading -Amp factor.
 2. The emission levels that are 20dB below the official limit are not reported.



Site no. : 3m Chamber Data no. : 57
 Dis. / Ant. : 3m 2022 3115-4877 Ant. pol. : HORIZONTAL
 Limit : FCC 15E PK U-NII-3
 Env. / Ins. : 23.8°C/53.5% Engineer : Allen
 Test Mode : 11ac20 5825MHz Tx

No.	Freq. (MHz)	Ant. Factor (dB/m)	Cable Loss (dB)	Reading (dBuV)	Amp factor (dB)	Emission Level (dBuV/m)	Limits (dBuV/m)	Margin (dB)	Remark
1	5825.35	34.17	5.34	91.80	34.50	96.81	122.20	72.48	Peak
2	5850.00	34.20	5.35	44.67	34.50	49.72	110.80	61.01	Peak
3	5855.00	34.27	5.35	44.67	34.50	49.79	110.80	61.01	Peak
4	5875.00	34.33	5.36	44.72	34.50	49.91	105.20	55.29	Peak
5	5925.00	34.47	5.37	44.09	34.50	49.43	68.20	18.77	Peak
6	7250.00	36.20	5.27	43.94	34.72	50.69	68.20	17.51	Peak

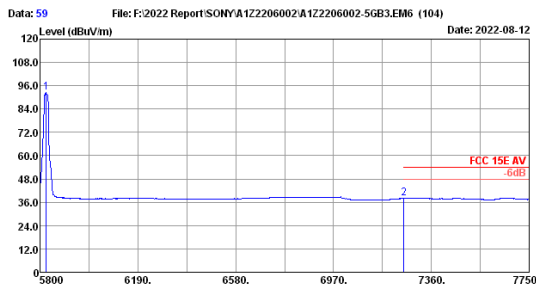
Remarks: 1. Emission Level= Antenna Factor + Cable Loss + Reading -Amp factor.
 2. The emission levels that are 20dB below the official limit are not reported.



Site no. : 3m Chamber Data no. : 58
 Dis. / Ant. : 3m 2022 3115-4877 Ant. pol. : VERTICAL
 Limit : FCC 15E PK U-NII-3
 Env. / Ins. : 23.8°C/53.5% Engineer : Allen
 Test Mode : 11ac20 5825MHz Tx

No.	Freq. (MHz)	Ant. Factor (dB/m)	Cable Loss (dB)	Reading (dBuV)	Amp factor (dB)	Emission Level (dBuV/m)	Limits (dBuV/m)	Margin (dB)	Remark
1	5823.40	34.17	5.34	99.03	34.50	104.04	122.20	67.96	Peak
2	5850.00	34.20	5.35	49.19	34.50	54.24	110.80	59.00	Peak
3	5855.00	34.27	5.35	46.68	34.50	51.80	110.80	59.00	Peak
4	5875.00	34.33	5.36	45.66	34.50	50.85	105.20	54.35	Peak
5	5925.00	34.47	5.37	45.79	34.50	51.13	68.20	17.07	Peak
6	7250.00	36.20	5.27	44.21	34.72	50.96	68.20	17.24	Peak

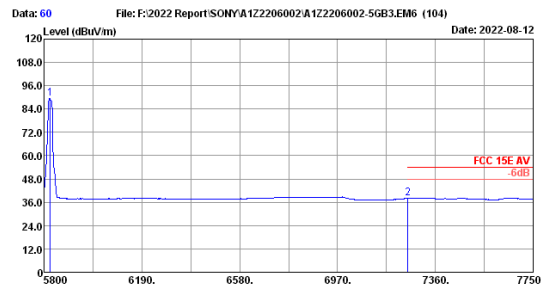
Remarks: 1. Emission Level= Antenna Factor + Cable Loss + Reading -Amp factor.
 2. The emission levels that are 20dB below the official limit are not reported.



Site no. : 3m Chamber Data no. : 59
 Dis. / Ant. : 3m 2022 3115-4877 Ant. pol. : VERTICAL
 Limit : FCC 15E AV
 Env. / Ins. : 23.8°C/53.5% Engineer : Allen
 Test Mode : 11ac20 5825MHz Tx

No.	Freq. (MHz)	Ant. Factor (dB/m)	Cable Loss (dB)	Reading (dBuV)	Amp factor (dB)	Emission Level (dBuV/m)	Limits (dBuV/m)	Margin (dB)	Remark
1	5825.35	34.17	5.34	87.35	34.50	92.36	54.00	15.81	Average
2	7250.00	36.20	5.27	31.44	34.72	38.19	54.00	15.81	Average

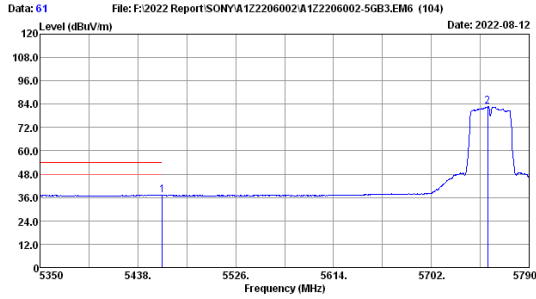
Remarks: 1. Emission Level= Antenna Factor + Cable Loss + Reading -Amp factor.
 2. The emission levels that are 20dB below the official limit are not reported.



Site no. : 3m Chamber Data no. : 60
 Dis. / Ant. : 3m 2022 3115-4877 Ant. pol. : HORIZONTAL
 Limit : FCC 15E AV
 Env. / Ins. : 23.8°C/53.5% Engineer : Allen
 Test Mode : 11ac20 5825MHz Tx

No.	Freq. (MHz)	Ant. Factor (dB/m)	Cable Loss (dB)	Reading (dBuV)	Amp factor (dB)	Emission Level (dBuV/m)	Limits (dBuV/m)	Margin (dB)	Remark
1	5825.35	34.17	5.34	84.35	34.50	89.36	54.00	15.81	Average
2	7250.00	36.20	5.27	31.44	34.72	38.19	54.00	15.81	Average

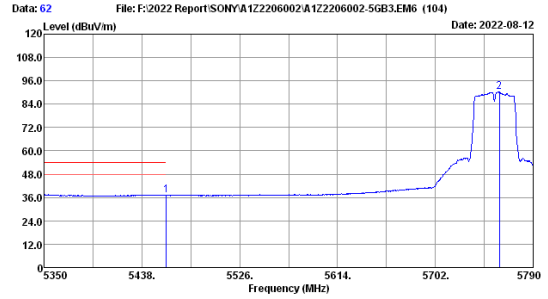
Remarks: 1. Emission Level= Antenna Factor + Cable Loss + Reading -Amp factor.
 2. The emission levels that are 20dB below the official limit are not reported.



Site no. : 3m Chamber Data no. : 61
 Dis. / Ant. : 3m 2022 3115-4877 Ant. pol. : HORIZONTAL
 Limit : FCC 15E AV
 Env. / Ins. : 23.8°C/53.5% Engineer : Allen
 Test Mode : 11n40 5755MHz Tx

No.	Freq. (MHz)	Ant. Factor (dB/m)	Cable Loss (dB)	Reading (dBuV)	Amp factor (dB)	Emission Level (dBuV/m)	Limits (dBuV/m)	Margin (dB)	Remark
1	5460.00	34.30	5.21	32.07	34.50	37.08	54.00	16.92	Average
2	5752.60	34.03	5.31	77.92	34.50	82.76	-----	-----	Average

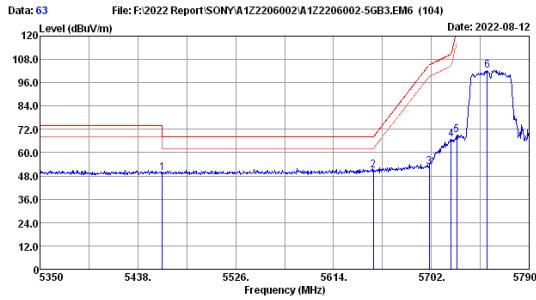
Remarks: 1. Emission Level= Antenna Factor + Cable Loss + Reading -Amp factor.
 2. The emission levels that are 20dB below the official limit are not reported.



Site no. : 3m Chamber Data no. : 62
 Dis. / Ant. : 3m 2022 3115-4877 Ant. pol. : VERTICAL
 Limit : FCC 15E AV
 Env. / Ins. : 23.8°C/53.5% Engineer : Allen
 Test Mode : 11n40 5755MHz Tx

No.	Freq. (MHz)	Ant. Factor (dB/m)	Cable Loss (dB)	Reading (dBuV)	Amp factor (dB)	Emission Level (dBuV/m)	Limits (dBuV/m)	Margin (dB)	Remark
1	5460.00	34.30	5.21	32.13	34.50	37.14	54.00	16.86	Average
2	5759.64	34.03	5.32	85.43	34.50	90.28	-----	-----	Average

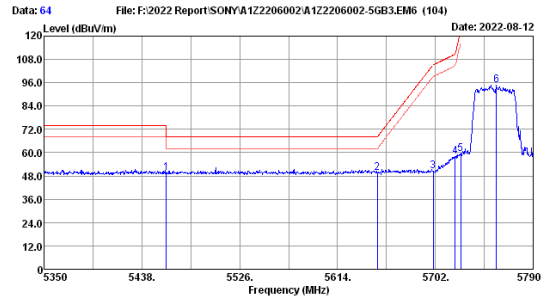
Remarks: 1. Emission Level= Antenna Factor + Cable Loss + Reading -Amp factor.
 2. The emission levels that are 20dB below the official limit are not reported.



Site no. : 3m Chamber Data no. : 63
 Dis. / Ant. : 3m 2022 3115-4877 Ant. pol. : VERTICAL
 Limit : FCC 15E PK U-NII-3
 Env. / Ins. : 23.8°C/53.5% Engineer : Allen
 Test Mode : 11n40 5755MHz Tx

No.	Freq. (MHz)	Ant. Factor (dB/m)	Cable Loss (dB)	Reading (dBuV)	Amp factor (dB)	Emission Level (dBuV/m)	Limits (dBuV/m)	Margin (dB)	Remark
1	5460.00	34.30	5.21	44.67	34.50	49.68	68.20	18.52	Peak
2	5650.00	34.20	5.28	45.89	34.50	50.87	68.20	17.33	Peak
3	5700.00	34.20	5.29	47.77	34.50	52.76	105.20	52.44	Peak
4	5720.00	34.07	5.30	61.92	34.50	66.79	110.80	44.01	Peak
5	5725.00	34.07	5.31	64.35	34.50	69.23	122.80	53.57	Peak
6	5752.16	34.03	5.31	97.38	34.50	102.22	-----	-----	Peak

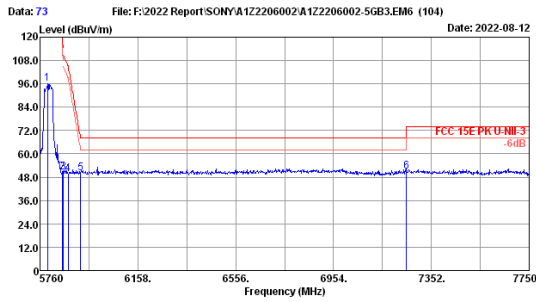
Remarks: 1. Emission Level= Antenna Factor + Cable Loss + Reading -Amp factor.
 2. The emission levels that are 20dB below the official limit are not reported.



Site no. : 3m Chamber Data no. : 64
 Dis. / Ant. : 3m 2022 3115-4877 Ant. pol. : HORIZONTAL
 Limit : FCC 15E PK U-NII-3
 Env. / Ins. : 23.8°C/53.5% Engineer : Allen
 Test Mode : 11n40 5755MHz Tx

No.	Freq. (MHz)	Ant. Factor (dB/m)	Cable Loss (dB)	Reading (dBuV)	Amp factor (dB)	Emission Level (dBuV/m)	Limits (dBuV/m)	Margin (dB)	Remark
1	5460.00	34.30	5.21	44.75	34.50	49.76	68.20	18.44	Peak
2	5650.00	34.20	5.28	44.61	34.50	49.59	68.20	18.61	Peak
3	5700.00	34.20	5.29	45.33	34.50	50.32	105.20	54.88	Peak
4	5720.00	34.07	5.30	53.18	34.50	58.03	110.80	52.77	Peak
5	5725.00	34.07	5.31	54.41	34.50	59.29	122.80	63.51	Peak
6	5757.00	34.03	5.31	89.74	34.50	94.58	-----	-----	Peak

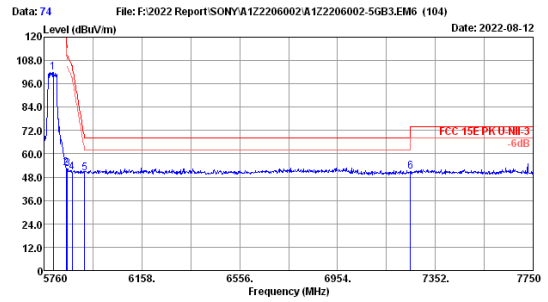
Remarks: 1. Emission Level= Antenna Factor + Cable Loss + Reading -Amp factor.
 2. The emission levels that are 20dB below the official limit are not reported.



Site no. : 3m Chamber Data no. : 73
 Dis. / Ant. : 3m 2022 3115-4877 Ant. pol. : HORIZONTAL
 Limit : FCC 15E PK U-NII-3
 Env. / Ins. : 23.8°C/53.5% Engineer : Allen
 Test Mode : 11n40 5795MHz Tx

No.	Freq. (MHz)	Ant. Factor (dB/m)	Cable Loss (dB)	Reading (dBuV)	Amp factor (dB)	Emission Level (dBuV/m)	Limits (dBuV/m)	Margin (dB)	Remark
1	5789.85	34.10	5.33	91.00	34.50	95.93	122.20	71.82	Peak
2	5850.00	34.20	5.35	45.33	34.50	50.38	110.80	60.35	Peak
3	5855.00	34.27	5.35	45.33	34.50	50.45	110.80	60.35	Peak
4	5875.00	34.33	5.36	44.29	34.50	49.48	105.20	55.72	Peak
5	5925.00	34.47	5.37	44.70	34.50	50.04	68.20	18.16	Peak
6	7250.00	36.20	5.27	44.31	34.72	51.06	68.20	17.14	Peak

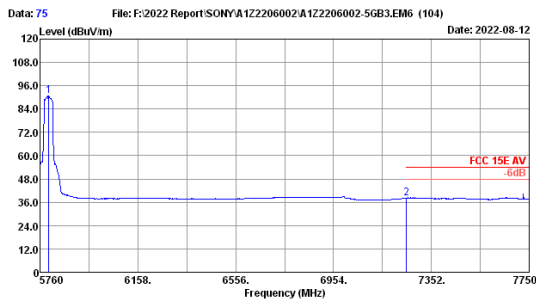
Remarks: 1. Emission Level= Antenna Factor + Cable Loss + Reading -Amp factor.
 2. The emission levels that are 20dB below the official limit are not reported.



Site no. : 3m Chamber Data no. : 74
 Dis. / Ant. : 3m 2022 3115-4877 Ant. pol. : VERTICAL
 Limit : FCC 15E PK U-NII-3
 Env. / Ins. : 23.8°C/53.5% Engineer : Allen
 Test Mode : 11n40 5795MHz Tx

No.	Freq. (MHz)	Ant. Factor (dB/m)	Cable Loss (dB)	Reading (dBuV)	Amp factor (dB)	Emission Level (dBuV/m)	Limits (dBuV/m)	Margin (dB)	Remark
1	5797.81	34.10	5.33	96.99	34.50	101.92	122.20	69.45	Peak
2	5850.00	34.20	5.35	47.70	34.50	52.75	110.80	58.53	Peak
3	5855.00	34.27	5.35	47.15	34.50	52.27	110.80	58.53	Peak
4	5875.00	34.33	5.36	45.15	34.50	50.34	105.20	54.86	Peak
5	5925.00	34.47	5.37	44.83	34.50	50.17	68.20	18.03	Peak
6	7250.00	36.20	5.27	44.08	34.72	50.83	68.20	17.37	Peak

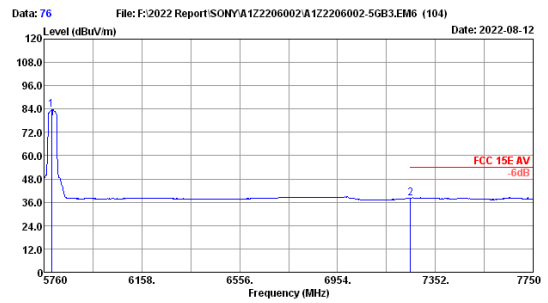
Remarks: 1. Emission Level= Antenna Factor + Cable Loss + Reading -Amp factor.
 2. The emission levels that are 20dB below the official limit are not reported.



Site no. : 3m Chamber Data no. : 75
 Dis. / Ant. : 3m 2022 3115-4877 Ant. pol. : VERTICAL
 Limit : FCC 15E AV
 Env. / Ins. : 23.8°C/53.5% Engineer : Allen
 Test Mode : 11n40 5795MHz Tx

No.	Freq. (MHz)	Ant. Factor (dB/m)	Cable Loss (dB)	Reading (dBuV)	Amp factor (dB)	Emission Level (dBuV/m)	Limits (dBuV/m)	Margin (dB)	Remark
1	5795.82	34.10	5.33	85.73	34.50	90.66	54.00	15.75	Average
2	7250.00	36.20	5.27	31.50	34.72	38.25	54.00	15.75	Average

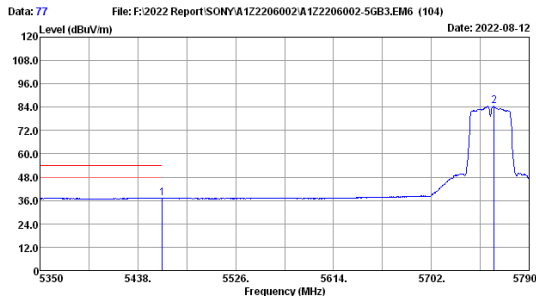
Remarks: 1. Emission Level= Antenna Factor + Cable Loss + Reading -Amp factor.
 2. The emission levels that are 20dB below the official limit are not reported.



Site no. : 3m Chamber Data no. : 76
 Dis. / Ant. : 3m 2022 3115-4877 Ant. pol. : HORIZONTAL
 Limit : FCC 15E AV
 Env. / Ins. : 23.8°C/53.5% Engineer : Allen
 Test Mode : 11n40 5795MHz Tx

No.	Freq. (MHz)	Ant. Factor (dB/m)	Cable Loss (dB)	Reading (dBuV)	Amp factor (dB)	Emission Level (dBuV/m)	Limits (dBuV/m)	Margin (dB)	Remark
1	5789.85	34.10	5.33	78.96	34.50	83.89	54.00	15.76	Average
2	7250.00	36.20	5.27	31.49	34.72	38.24	54.00	15.76	Average

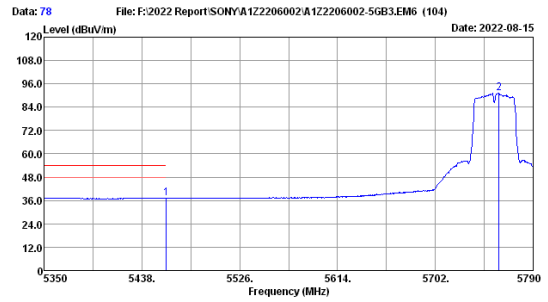
Remarks: 1. Emission Level= Antenna Factor + Cable Loss + Reading -Amp factor.
 2. The emission levels that are 20dB below the official limit are not reported.



Date: 2022-08-12
 File: F:\2022 Report\SONY\A122206002\A122206002-5GB3.EM6 (104)
 Site no. : 3m Chamber Data no. : 77
 Dis. / Ant. : 3m 2022 3115-4877 Ant. pol. : HORIZONTAL
 Limit : FCC 15E AV
 Env. / Ins. : 23.8°C/53.5% Engineer : Allen
 Test Mode : 11ac40 5755MHz Tx

No.	Freq. (MHz)	Ant. Factor (dB/m)	Cable Loss (dB)	Reading (dBuV)	Amp factor (dB)	Emission Level (dBuV/m)	Limits (dBuV/m)	Margin (dB)	Remark
1	5460.00	34.30	5.21	32.13	34.50	37.14	54.00	16.86	Average
2	5758.32	34.03	5.31	79.67	34.50	84.51	-----	-----	Average

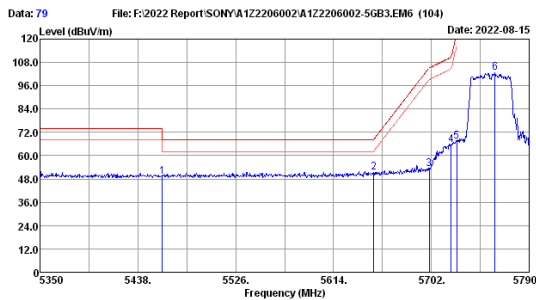
Remarks: 1. Emission Level= Antenna Factor + Cable Loss + Reading -Amp factor.
 2. The emission levels that are 20dB below the official limit are not reported.



Date: 2022-08-15
 File: F:\2022 Report\SONY\A122206002\A122206002-5GB3.EM6 (104)
 Site no. : 3m Chamber Data no. : 78
 Dis. / Ant. : 3m 2022 3115-4877 Ant. pol. : VERTICAL
 Limit : FCC 15E AV
 Env. / Ins. : 23.8°C/53.5% Engineer : Allen
 Test Mode : 11ac40 5755MHz Tx

No.	Freq. (MHz)	Ant. Factor (dB/m)	Cable Loss (dB)	Reading (dBuV)	Amp factor (dB)	Emission Level (dBuV/m)	Limits (dBuV/m)	Margin (dB)	Remark
1	5460.00	34.30	5.21	32.20	34.50	37.21	54.00	16.79	Average
2	5759.20	34.03	5.31	86.25	34.50	91.09	-----	-----	Average

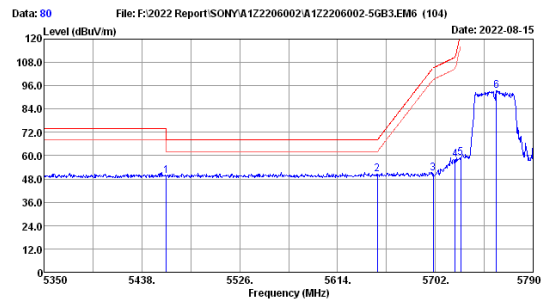
Remarks: 1. Emission Level= Antenna Factor + Cable Loss + Reading -Amp factor.
 2. The emission levels that are 20dB below the official limit are not reported.



Date: 2022-08-15
 File: F:\2022 Report\SONY\A122206002\A122206002-5GB3.EM6 (104)
 Site no. : 3m Chamber Data no. : 79
 Dis. / Ant. : 3m 2022 3115-4877 Ant. pol. : VERTICAL
 Limit : FCC 15E PK U-NII-3
 Env. / Ins. : 23.8°C/53.5% Engineer : Allen
 Test Mode : 11ac40 5755MHz Tx

No.	Freq. (MHz)	Ant. Factor (dB/m)	Cable Loss (dB)	Reading (dBuV)	Amp factor (dB)	Emission Level (dBuV/m)	Limits (dBuV/m)	Margin (dB)	Remark
1	5460.00	34.30	5.21	44.17	34.50	49.18	68.20	19.02	Peak
2	5650.08	34.20	5.28	46.40	34.50	51.38	68.26	16.88	Peak
3	5700.00	34.20	5.29	48.19	34.50	53.18	105.20	52.02	Peak
4	5720.00	34.07	5.30	60.59	34.50	65.46	110.80	45.34	Peak
5	5725.00	34.07	5.31	62.40	34.50	67.28	122.80	55.52	Peak
6	5759.20	34.03	5.31	97.80	34.50	102.64	-----	-----	Peak

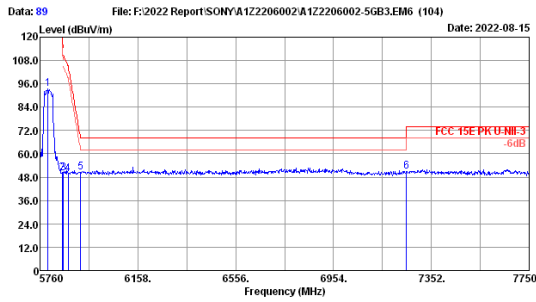
Remarks: 1. Emission Level= Antenna Factor + Cable Loss + Reading -Amp factor.
 2. The emission levels that are 20dB below the official limit are not reported.



Date: 2022-08-15
 File: F:\2022 Report\SONY\A122206002\A122206002-5GB3.EM6 (104)
 Site no. : 3m Chamber Data no. : 80
 Dis. / Ant. : 3m 2022 3115-4877 Ant. pol. : HORIZONTAL
 Limit : FCC 15E PK U-NII-3
 Env. / Ins. : 23.8°C/53.5% Engineer : Allen
 Test Mode : 11ac40 5755MHz Tx

No.	Freq. (MHz)	Ant. Factor (dB/m)	Cable Loss (dB)	Reading (dBuV)	Amp factor (dB)	Emission Level (dBuV/m)	Limits (dBuV/m)	Margin (dB)	Remark
1	5460.00	34.30	5.21	44.37	34.50	49.38	68.20	18.82	Peak
2	5650.00	34.20	5.28	45.35	34.50	50.33	68.20	17.87	Peak
3	5700.00	34.20	5.29	45.82	34.50	50.81	105.20	54.39	Peak
4	5720.00	34.07	5.30	53.01	34.50	57.88	110.80	52.92	Peak
5	5725.00	34.07	5.31	54.15	34.50	59.03	122.80	63.77	Peak
6	5757.00	34.03	5.31	88.71	34.50	93.55	-----	-----	Peak

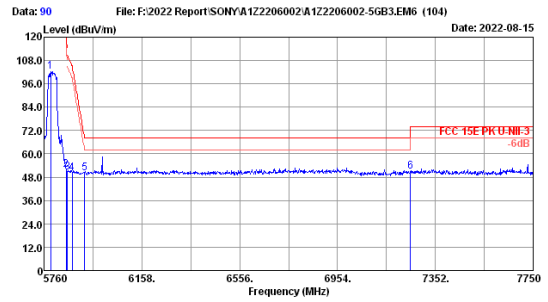
Remarks: 1. Emission Level= Antenna Factor + Cable Loss + Reading -Amp factor.
 2. The emission levels that are 20dB below the official limit are not reported.



Site no. : 3m Chamber Data no. : 89
 Dis. / Ant. : 3m 2022 3115-4877 Ant. pol. : HORIZONTAL
 Limit : FCC 15E PK U-NII-3
 Env. / Ins. : 23.8°C/53.5% Engineer : Allen
 Test Mode : 11ac40 5795MHz Tx

No.	Freq. (MHz)	Ant. Factor (dB/m)	Cable Loss (dB)	Reading (dBuV)	Amp factor (dB)	Emission Level (dBuV/m)	Limits (dBuV/m)	Margin (dB)	Remark
1	5791.84	34.10	5.33	88.42	34.50	93.35	122.20	72.28	Peak
2	5850.00	34.20	5.35	44.87	34.50	49.92	110.80	60.71	Peak
3	5855.00	34.27	5.35	44.97	34.50	50.09	110.80	60.11	Peak
4	5875.00	34.33	5.36	44.49	34.50	49.68	105.20	55.52	Peak
5	5925.00	34.47	5.37	45.09	34.50	50.43	68.20	17.77	Peak
6	7250.00	36.20	5.27	43.98	34.72	50.73	68.20	17.47	Peak

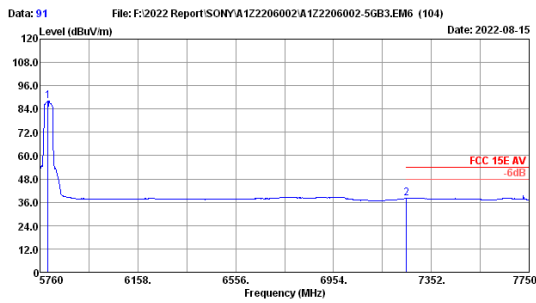
Remarks: 1. Emission Level= Antenna Factor + Cable Loss + Reading -Amp factor.
 2. The emission levels that are 20dB below the official limit are not reported.



Site no. : 3m Chamber Data no. : 90
 Dis. / Ant. : 3m 2022 3115-4877 Ant. pol. : VERTICAL
 Limit : FCC 15E PK U-NII-3
 Env. / Ins. : 23.8°C/53.5% Engineer : Allen
 Test Mode : 11ac40 5795MHz Tx

No.	Freq. (MHz)	Ant. Factor (dB/m)	Cable Loss (dB)	Reading (dBuV)	Amp factor (dB)	Emission Level (dBuV/m)	Limits (dBuV/m)	Margin (dB)	Remark
1	5787.86	34.10	5.33	97.51	34.50	102.44	122.20	70.59	Peak
2	5850.00	34.20	5.35	46.56	34.50	51.61	110.80	60.11	Peak
3	5855.00	34.27	5.35	45.57	34.50	50.69	110.80	60.11	Peak
4	5875.00	34.33	5.36	44.95	34.50	50.14	105.20	55.06	Peak
5	5925.00	34.47	5.37	44.76	34.50	50.10	68.20	18.10	Peak
6	7250.00	36.20	5.27	44.39	34.72	51.14	68.20	17.06	Peak

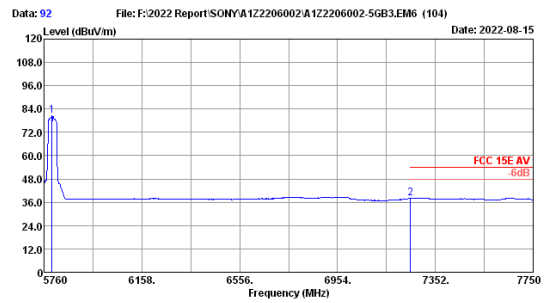
Remarks: 1. Emission Level= Antenna Factor + Cable Loss + Reading -Amp factor.
 2. The emission levels that are 20dB below the official limit are not reported.



Site no. : 3m Chamber Data no. : 91
 Dis. / Ant. : 3m 2022 3115-4877 Ant. pol. : VERTICAL
 Limit : FCC 15E AV
 Env. / Ins. : 23.8°C/53.5% Engineer : Allen
 Test Mode : 11ac40 5795MHz Tx

No.	Freq. (MHz)	Ant. Factor (dB/m)	Cable Loss (dB)	Reading (dBuV)	Amp factor (dB)	Emission Level (dBuV/m)	Limits (dBuV/m)	Margin (dB)	Remark
1	5791.84	34.10	5.33	83.27	34.50	88.20	54.00	16.01	Average
2	7250.00	36.20	5.27	31.24	34.72	37.99	54.00	16.01	Average

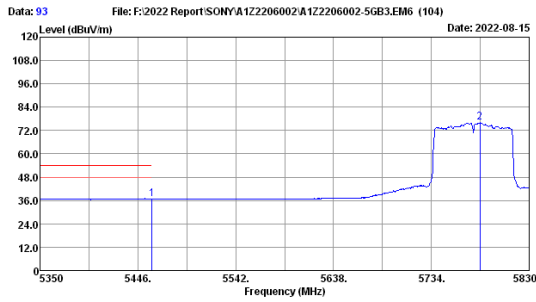
Remarks: 1. Emission Level= Antenna Factor + Cable Loss + Reading -Amp factor.
 2. The emission levels that are 20dB below the official limit are not reported.



Site no. : 3m Chamber Data no. : 92
 Dis. / Ant. : 3m 2022 3115-4877 Ant. pol. : HORIZONTAL
 Limit : FCC 15E AV
 Env. / Ins. : 23.8°C/53.5% Engineer : Allen
 Test Mode : 11ac40 5795MHz Tx

No.	Freq. (MHz)	Ant. Factor (dB/m)	Cable Loss (dB)	Reading (dBuV)	Amp factor (dB)	Emission Level (dBuV/m)	Limits (dBuV/m)	Margin (dB)	Remark
1	5791.84	34.10	5.33	75.59	34.50	80.52	54.00	15.97	Average
2	7250.00	36.20	5.27	31.28	34.72	38.03	54.00	15.97	Average

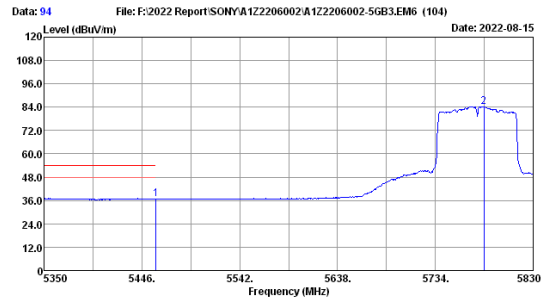
Remarks: 1. Emission Level= Antenna Factor + Cable Loss + Reading -Amp factor.
 2. The emission levels that are 20dB below the official limit are not reported.



Date: 2022-08-15
 File: F:\2022 Report\SONY\A122206002\A122206002-5GB3.EM6 (104)
 Site no. : 3m Chamber Data no. : 93
 Dis. / Ant. : 3m 2022 3115-4877 Ant. pol. : HORIZONTAL
 Limit : FCC 15E AV
 Env. / Ins. : 23.8°C/53.5% Engineer : Allen
 Test Mode : 11ac80 5775MHz Tx

No.	Freq. (MHz)	Ant. Factor (dB/m)	Cable Loss (dB)	Reading (dBuV)	Amp factor (dB)	Emission Level (dBuV/m)	Limits (dBuV/m)	Margin (dB)	Remark
1	5460.00	34.30	5.21	31.90	34.50	36.91	54.00	17.09	Average
2	5781.52	34.07	5.33	71.05	34.50	75.95	-----	-----	Average

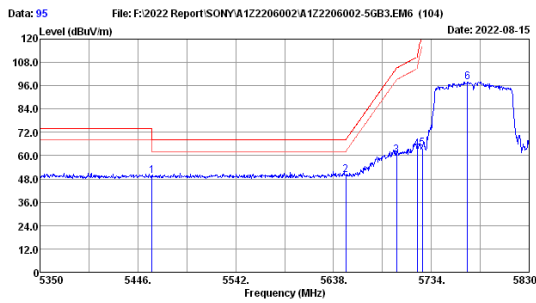
Remarks: 1. Emission Level= Antenna Factor + Cable Loss + Reading -Amp factor.
 2. The emission levels that are 20dB below the official limit are not reported.



Date: 2022-08-15
 File: F:\2022 Report\SONY\A122206002\A122206002-5GB3.EM6 (104)
 Site no. : 3m Chamber Data no. : 94
 Dis. / Ant. : 3m 2022 3115-4877 Ant. pol. : VERTICAL
 Limit : FCC 15E AV
 Env. / Ins. : 23.8°C/53.5% Engineer : Allen
 Test Mode : 11ac80 5775MHz Tx

No.	Freq. (MHz)	Ant. Factor (dB/m)	Cable Loss (dB)	Reading (dBuV)	Amp factor (dB)	Emission Level (dBuV/m)	Limits (dBuV/m)	Margin (dB)	Remark
1	5460.00	34.30	5.21	31.84	34.50	36.85	54.00	17.15	Average
2	5781.52	34.07	5.33	79.45	34.50	84.35	-----	-----	Average

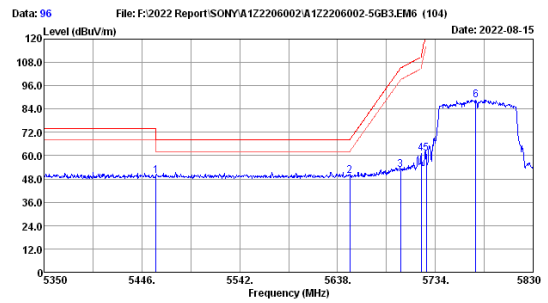
Remarks: 1. Emission Level= Antenna Factor + Cable Loss + Reading -Amp factor.
 2. The emission levels that are 20dB below the official limit are not reported.



Date: 2022-08-15
 File: F:\2022 Report\SONY\A122206002\A122206002-5GB3.EM6 (104)
 Site no. : 3m Chamber Data no. : 95
 Dis. / Ant. : 3m 2022 3115-4877 Ant. pol. : VERTICAL
 Limit : FCC 15E PK U-NII-3
 Env. / Ins. : 23.8°C/53.5% Engineer : Allen
 Test Mode : 11ac80 5775MHz Tx

No.	Freq. (MHz)	Ant. Factor (dB/m)	Cable Loss (dB)	Reading (dBuV)	Amp factor (dB)	Emission Level (dBuV/m)	Limits (dBuV/m)	Margin (dB)	Remark
1	5460.00	34.30	5.21	44.72	34.50	49.73	68.20	18.47	Peak
2	5650.00	34.20	5.28	44.98	34.50	49.96	68.20	18.24	Peak
3	5700.00	34.20	5.29	55.43	34.50	60.42	105.20	44.78	Peak
4	5720.00	34.07	5.30	58.54	34.50	63.41	110.80	47.39	Peak
5	5725.00	34.07	5.31	58.72	34.50	63.60	122.80	59.20	Peak
6	5769.52	34.07	5.32	93.16	34.50	98.05	-----	-----	Peak

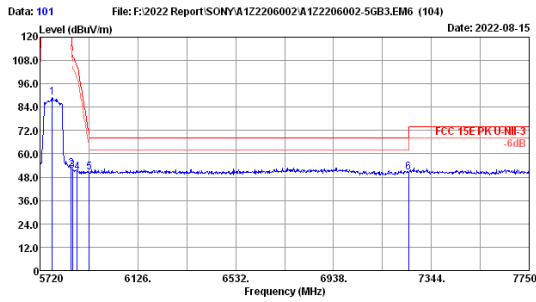
Remarks: 1. Emission Level= Antenna Factor + Cable Loss + Reading -Amp factor.
 2. The emission levels that are 20dB below the official limit are not reported.



Date: 2022-08-15
 File: F:\2022 Report\SONY\A122206002\A122206002-5GB3.EM6 (104)
 Site no. : 3m Chamber Data no. : 96
 Dis. / Ant. : 3m 2022 3115-4877 Ant. pol. : HORIZONTAL
 Limit : FCC 15E PK U-NII-3
 Env. / Ins. : 23.8°C/53.5% Engineer : Allen
 Test Mode : 11ac80 5775MHz Tx

No.	Freq. (MHz)	Ant. Factor (dB/m)	Cable Loss (dB)	Reading (dBuV)	Amp factor (dB)	Emission Level (dBuV/m)	Limits (dBuV/m)	Margin (dB)	Remark
1	5460.00	34.30	5.21	44.59	34.50	49.60	68.20	18.60	Peak
2	5650.00	34.20	5.28	44.66	34.50	49.64	68.20	18.56	Peak
3	5700.00	34.20	5.29	47.83	34.50	52.82	105.20	52.38	Peak
4	5720.00	34.07	5.30	56.12	34.50	60.99	110.80	49.81	Peak
5	5725.00	34.07	5.31	56.32	34.50	61.20	122.80	61.60	Peak
6	5773.84	34.07	5.32	83.68	34.50	88.57	-----	-----	Peak

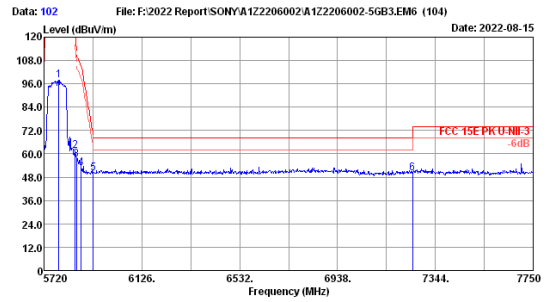
Remarks: 1. Emission Level= Antenna Factor + Cable Loss + Reading -Amp factor.
 2. The emission levels that are 20dB below the official limit are not reported.



Date: 2022-08-15
 File: F:\2022 Report\SONY\A122206002\A122206002-5GB3.EM6 (104)
 Site no. : 3m Chamber Data no. : 101
 Dis. / Ant. : 3m 2022 3115-4877 Ant. pol. : HORIZONTAL
 Limit : FCC 15E PK U-NII-3
 Env. / Ins. : 23.8°C/53.5% Engineer : Allen
 Test Mode : 11ac80 5775MHz Tx

No.	Freq. (MHz)	Ant. Factor (dB/m)	Cable Loss (dB)	Reading (dBuV)	Amp factor (dB)	Emission Level (dBuV/m)	Limits (dBuV/m)	Margin (dB)	Remark
1	5770.75	34.07	5.32	83.96	34.50	88.85	122.20	69.84	Peak
2	5850.00	34.20	5.35	47.31	34.50	52.36	110.80	59.46	Peak
3	5855.00	34.27	5.35	46.22	34.50	51.34	110.80	59.46	Peak
4	5875.00	34.33	5.36	45.47	34.50	50.66	105.20	54.54	Peak
5	5925.00	34.47	5.37	45.15	34.50	50.49	68.20	17.71	Peak
6	7250.00	36.20	5.27	43.59	34.72	50.34	68.20	17.86	Peak

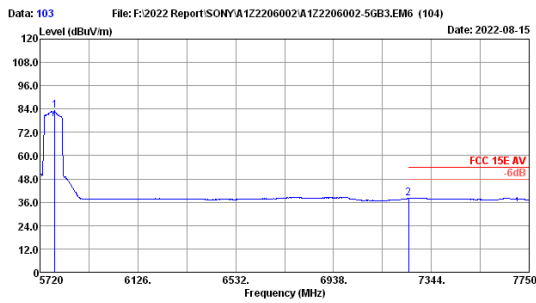
Remarks: 1. Emission Level= Antenna Factor + Cable Loss + Reading -Amp factor.
 2. The emission levels that are 20dB below the official limit are not reported.



Date: 2022-08-15
 File: F:\2022 Report\SONY\A122206002\A122206002-5GB3.EM6 (104)
 Site no. : 3m Chamber Data no. : 102
 Dis. / Ant. : 3m 2022 3115-4877 Ant. pol. : VERTICAL
 Limit : FCC 15E PK U-NII-3
 Env. / Ins. : 23.8°C/53.5% Engineer : Allen
 Test Mode : 11ac80 5775MHz Tx

No.	Freq. (MHz)	Ant. Factor (dB/m)	Cable Loss (dB)	Reading (dBuV)	Amp factor (dB)	Emission Level (dBuV/m)	Limits (dBuV/m)	Margin (dB)	Remark
1	5780.90	34.07	5.33	92.93	34.50	97.83	122.20	60.86	Peak
2	5850.00	34.20	5.35	56.29	34.50	61.34	110.80	53.78	Peak
3	5855.00	34.27	5.35	51.90	34.50	57.02	110.80	53.78	Peak
4	5875.00	34.33	5.36	47.44	34.50	52.63	105.20	52.57	Peak
5	5925.00	34.47	5.37	44.67	34.50	50.01	68.20	18.19	Peak
6	7250.00	36.20	5.27	43.48	34.72	50.23	68.20	17.97	Peak

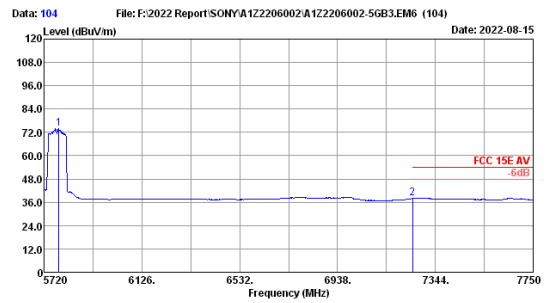
Remarks: 1. Emission Level= Antenna Factor + Cable Loss + Reading -Amp factor.
 2. The emission levels that are 20dB below the official limit are not reported.



Date: 2022-08-15
 File: F:\2022 Report\SONY\A122206002\A122206002-5GB3.EM6 (104)
 Site no. : 3m Chamber Data no. : 103
 Dis. / Ant. : 3m 2022 3115-4877 Ant. pol. : VERTICAL
 Limit : FCC 15E AV
 Env. / Ins. : 23.8°C/53.5% Engineer : Allen
 Test Mode : 11ac80 5775MHz Tx

No.	Freq. (MHz)	Ant. Factor (dB/m)	Cable Loss (dB)	Reading (dBuV)	Amp factor (dB)	Emission Level (dBuV/m)	Limits (dBuV/m)	Margin (dB)	Remark
1	5780.90	34.07	5.33	78.17	34.50	83.07	54.00	16.08	Average
2	7250.00	36.20	5.27	31.17	34.72	37.92	54.00	16.08	Average

Remarks: 1. Emission Level= Antenna Factor + Cable Loss + Reading -Amp factor.
 2. The emission levels that are 20dB below the official limit are not reported.



Date: 2022-08-15
 File: F:\2022 Report\SONY\A122206002\A122206002-5GB3.EM6 (104)
 Site no. : 3m Chamber Data no. : 104
 Dis. / Ant. : 3m 2022 3115-4877 Ant. pol. : HORIZONTAL
 Limit : FCC 15E AV
 Env. / Ins. : 23.8°C/53.5% Engineer : Allen
 Test Mode : 11ac80 5775MHz Tx

No.	Freq. (MHz)	Ant. Factor (dB/m)	Cable Loss (dB)	Reading (dBuV)	Amp factor (dB)	Emission Level (dBuV/m)	Limits (dBuV/m)	Margin (dB)	Remark
1	5780.90	34.07	5.33	68.89	34.50	73.79	54.00	16.03	Average
2	7250.00	36.20	5.27	31.22	34.72	37.97	54.00	16.03	Average

Remarks: 1. Emission Level= Antenna Factor + Cable Loss + Reading -Amp factor.
 2. The emission levels that are 20dB below the official limit are not reported.

6. 6dB & 26dB & 99% Occupied Bandwidth Test

6.1. Test Equipment

Item	Equipment	Manufacturer	Model No.	Serial No.	Last Cal.	Cal. Interval
1.	PXA Signal Analyzer	Agilent	N9030A	MY51380221	Apr.06,22	1 Year
2.	RF Cable	Mini-Circuits	CBL-1M-SMSM+	No.7	Oct.11,21	1 Year
3.	Attenuator	Agilent	8491B	MY39269201	Oct.09,21	1 Year

6.2. Limit

6dB Bandwidth should be not less than 500kHz

6.3. Test Procedure

26dB Bandwidth:

Use the test method described in ANSI C63.10 clause 12.4.1:

- (a) Set RBW = approximately 1% of the emission bandwidth.
- (b) Set the VBW > RBW.
- (c) Detector = Peak.
- (d) Trace mode = max hold.
- (e) Measure the maximum width of the emission that is 26 dB down from the maximum of the emission. Compare this with the RBW setting of the analyzer. Readjust RBW and repeat measurement as needed until the RBW/EBW ratio is approximately 1%.

6dB Bandwidth:

Use the test method described in 789033 D02 v02r01:

Section 15.407(e) specifies the minimum 6 dB emission bandwidth of at least 500 kHz for the band 5.725–5.85 GHz. The following procedure shall be used for measuring this bandwidth:

- (a) Set RBW = 100 kHz.
- (b) Set the video bandwidth (VBW) \geq 3 RBW.
- (c) Detector = Peak.
- (d) Trace mode = max hold
- (e) Sweep = auto couple
- (f) Allow the trace to stabilize
- (g) Measure the maximum width of the emission that is constrained by the frequencies associated with the two outermost amplitude points (upper and lower frequencies) that are attenuated by 6 dB relative to the maximum level measured in the fundamental emission

Note: The automatic bandwidth measurement capability of a spectrum analyzer or EMI receiver may be employed if it implements the functionality described in this section. For devices that use channel aggregation refer to III.A and III.C for determining emission bandwidth.

99% Occupied bandwidth:

Use the test method described in ANSI C63.10 Section 6.9.2:

The occupied bandwidth is the frequency bandwidth such that, below its lower and above its upper frequency limits, the mean powers are each equal to 0.5% of the total mean power of the given emission. The following procedure shall be used for measuring 99% power bandwidth:

- a) The instrument center frequency is set to the nominal EUT channel center frequency. The frequency span for the spectrum analyzer shall be between 1.5 times and 5.0 times the OBW.
- b) The nominal IF filter bandwidth (3 dB RBW) shall be in the range of 1% to 5% of the OBW, and VBW shall be approximately three times the RBW, unless otherwise specified by the applicable requirement.
- c) Set the reference level of the instrument as required, keeping the signal from exceeding the maximum input mixer level for linear operation. In general, the peak of the spectral envelope shall be more than $[10 \log (OBW/RBW)]$ below the reference level. Specific guidance is given in 4.1.5.2.
- d) Step a) through step c) might require iteration to adjust within the specified range.
- e) Video averaging is not permitted. Where practical, a sample detection and single sweep mode shall be used. Otherwise, peak detection and max hold mode (until the trace stabilizes) shall be used.
- f) Use the 99% power bandwidth function of the instrument (if available) and report the measured bandwidth.
- g) If the instrument does not have a 99% power bandwidth function, then the trace data points are recovered and directly summed in linear power terms. The recovered amplitude data points, beginning at the lowest frequency, are placed in a running sum until 0.5% of the total is reached; that frequency is recorded as the lower frequency. The process is repeated until 99.5% of the total is reached; that frequency is recorded as the upper frequency. The 99% power bandwidth is the difference between these two frequencies.
- h) The occupied bandwidth shall be reported by providing plot(s) of the measuring instrument display; the plot axes and the scale units per division shall be clearly labeled. Tabular data may be reported in addition to the plot(s).

6.4. Test Results

EUT: Digital Media Player		
M/N: YY1302B2		
Test date: 2022-08-13~18	Pressure: 102.5±1.0 kpa	Humidity: 53.6±3.0%
Tested by: Xinyao	Test site: RF site	Temperature: 22.4±0.6°C

**U-NII-1 Band:
26dB bandwidth**

Test Mode	Frequency (MHz)	26dB Bandwidth (MHz)	Limit (KHz)
11a	5180	25.46	N/A
	5200	24.67	N/A
	5240	26.46	N/A
11n HT20	5180	23.81	N/A
	5200	24.00	N/A
	5240	24.07	N/A
11n HT40	5190	44.22	N/A
	5230	48.85	N/A
11ac VHT20	5180	22.78	N/A
	5200	26.11	N/A
	5240	24.86	N/A
11ac VHT40	5190	41.81	N/A
	5230	45.57	N/A
11ac VHT80	5210	98.50	N/A

Conclusion: PASS

99% Occupied bandwidth:

Test Mode	Frequency (MHz)	99% bandwidth (MHz)	Limit (KHz)
11a	5180	16.767	N/A
	5200	16.698	N/A
	5240	16.861	N/A
11n HT20	5180	17.834	N/A
	5200	17.869	N/A
	5240	17.983	N/A
11n HT40	5190	36.307	N/A
	5230	36.272	N/A
11ac VHT20	5180	17.796	N/A
	5200	17.888	N/A
	5240	17.947	N/A
11ac VHT40	5190	36.260	N/A
	5230	36.263	N/A
11ac VHT80	5210	75.693	N/A

Conclusion: PASS

**U-NII-2A Band:
26dB bandwidth**

Test Mode	Frequency (MHz)	26dB Bandwidth (MHz)	Limit (KHz)
11a	5260	26.22	N/A
	5300	26.30	N/A
	5320	29.43	N/A
11n HT20	5260	27.14	N/A
	5300	28.93	N/A
	5320	28.21	N/A
11n HT40	5270	54.83	N/A
	5310	53.23	N/A
11ac VHT20	5260	31.25	N/A
	5300	28.24	N/A
	5320	27.67	N/A
11ac VHT40	5270	54.81	N/A
	5310	54.39	N/A
11ac VHT80	5290	106.2	N/A

Conclusion: PASS

99% Occupied bandwidth:

Test Mode	Frequency (MHz)	99% bandwidth (MHz)	Limit (KHz)
11a	5260	17.120	N/A
	5300	17.275	N/A
	5320	17.327	N/A
11n HT20	5260	18.064	N/A
	5300	18.151	N/A
	5320	18.278	N/A
11n HT40	5270	36.515	N/A
	5310	36.462	N/A
11ac VHT20	5260	18.024	N/A
	5300	18.119	N/A
	5320	18.250	N/A
11ac VHT40	5270	36.477	N/A
	5310	36.392	N/A
11ac VHT80	5290	75.831	N/A

Conclusion: PASS

**U-NII-2C Band:
26dB bandwidth**

Test Mode	Frequency (MHz)	26dB Bandwidth (MHz)	Limit (KHz)
11a	5500	31.79	N/A
	5580	27.67	N/A
	5720	23.76	N/A
11n HT20	5500	30.12	N/A
	5580	26.57	N/A
	5720	24.44	N/A
11n HT40	5510	58.23	N/A
	5550	45.42	N/A
	5710	42.14	N/A
11ac VHT20	5500	30.33	N/A
	5580	27.04	N/A
	5720	24.34	N/A
11ac VHT40	5510	57.18	N/A
	5550	42.03	N/A
	5710	40.86	
11ac VHT80	5530	109.7	N/A
	5690	100.7	N/A
Conclusion: PASS			

99% Occupied bandwidth:

Test Mode	Frequency (MHz)	99% bandwidth (MHz)	Limit (KHz)
11a	5500	17.711	N/A
	5580	17.003	N/A
	5720	16.681	N/A
11n HT20	5500	18.400	N/A
	5580	18.040	N/A
	5720	17.874	N/A
11n HT40	5510	36.449	N/A
	5550	36.412	N/A
	5710	36.261	N/A
11ac VHT20	5500	18.992	N/A
	5580	18.090	N/A
	5720	17.864	N/A
11ac VHT40	5510	36.471	N/A
	5550	36.299	N/A
	5710	36.221	N/A
11ac VHT80	5530	75.932	N/A
	5690	75.748	N/A
Conclusion: PASS			

**U-NII-3 Band:
6dB bandwidth**

Test Mode	Frequency (MHz)	6dB Bandwidth (MHz)	Limit (KHz)
11a	5745	15.25	≧ 500
	5785	16.08	≧ 500
	5825	14.14	≧ 500
11n HT20	5745	16.79	≧ 500
	5785	15.88	≧ 500
	5825	15.08	≧ 500
11n HT40	5755	35.72	≧ 500
	5795	35.17	≧ 500
11ac VHT20	5745	15.89	≧ 500
	5785	13.87	≧ 500
	5825	15.42	≧ 500
11ac VHT40	5755	35.65	≧ 500
	5795	35.51	≧ 500
11ac VHT80	5775	75.40	≧ 500
Conclusion: PASS			

26dB bandwidth

Test Mode	Frequency (MHz)	26dB Bandwidth (MHz)	Limit (KHz)
11a	5745	24.35	N/A
	5785	23.37	N/A
	5825	23.62	N/A
11n HT20	5745	24.60	N/A
	5785	22.86	N/A
	5825	23.28	N/A
11n HT40	5755	41.35	N/A
	5795	42.56	N/A
11ac VHT20	5745	25.44	N/A
	5785	24.26	N/A
	5825	23.10	N/A
11ac VHT40	5755	42.15	N/A
	5795	44.05	N/A
11ac VHT80	5775	94.22	N/A
Conclusion: PASS			

99% Occupied bandwidth:

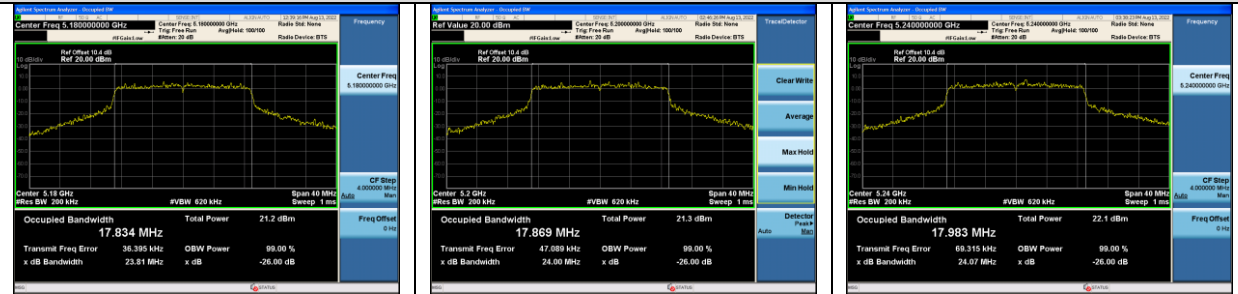
Test Mode	Frequency (MHz)	99% bandwidth (MHz)	Limit (KHz)
11a	5745	16.745	N/A
	5785	16.636	N/A
	5825	16.623	N/A
11n HT20	5745	17.895	N/A
	5785	17.786	N/A
	5825	17.836	N/A
11n HT40	5755	36.233	N/A
	5795	36.227	N/A
11ac VHT20	5745	17.892	N/A
	5785	17.835	N/A
	5825	17.771	N/A
11ac VHT40	5755	36.232	N/A
	5795	36.205	N/A
11ac VHT80	5775	75.994	N/A
Conclusion: PASS			

26dB bandwidth & 99% Occupied bandwidth

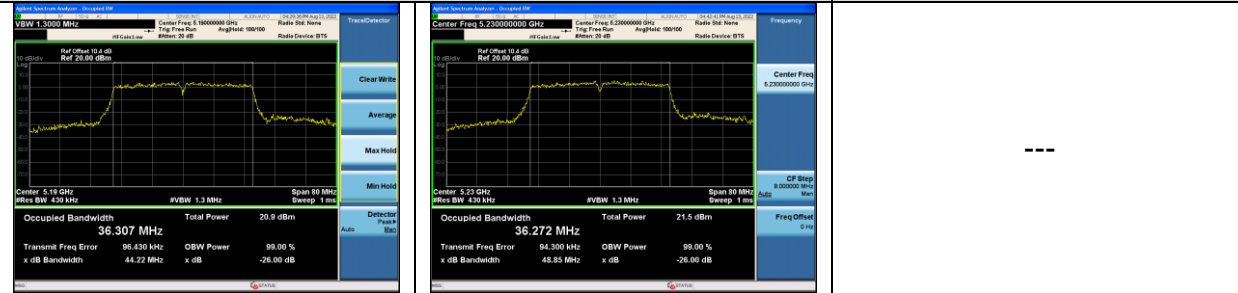
U-NII-1 Band IEEE 802.11a



IEEE 802.11n HT20



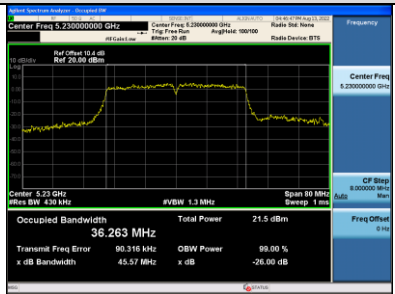
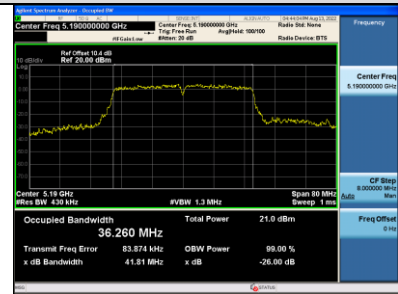
IEEE 802.11n HT40



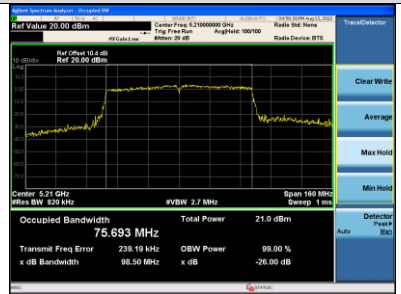
IEEE 802.11ac VHT20



IEEE 802.11ac VHT40

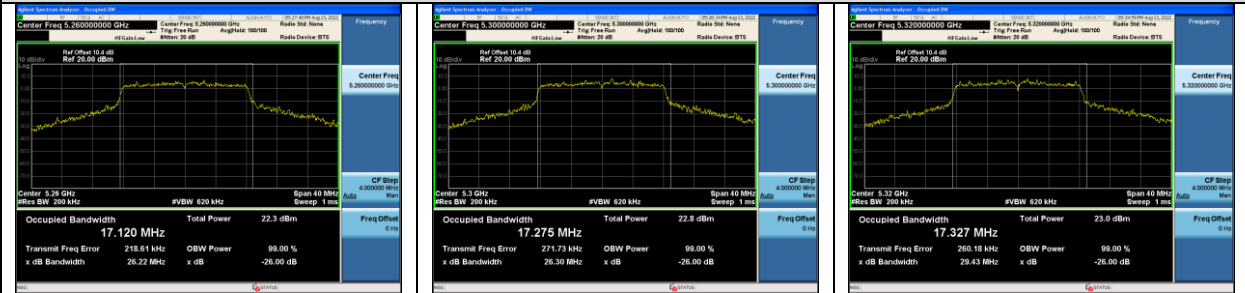


IEEE 802.11ac VHT80

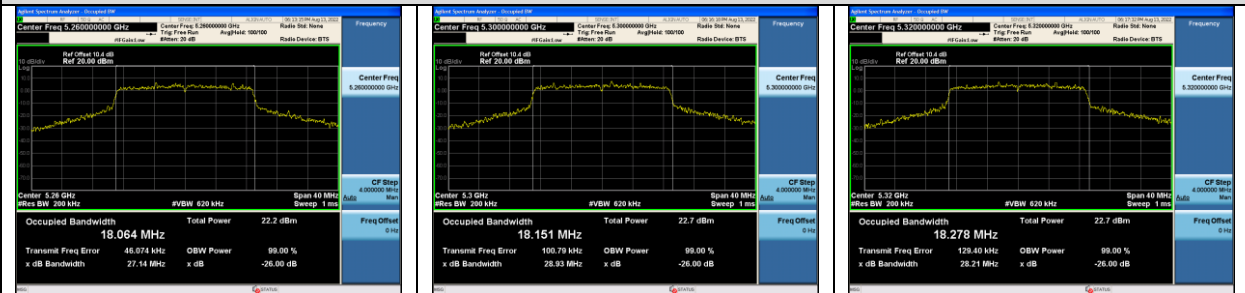


26dB bandwidth & 99% Occupied bandwidth

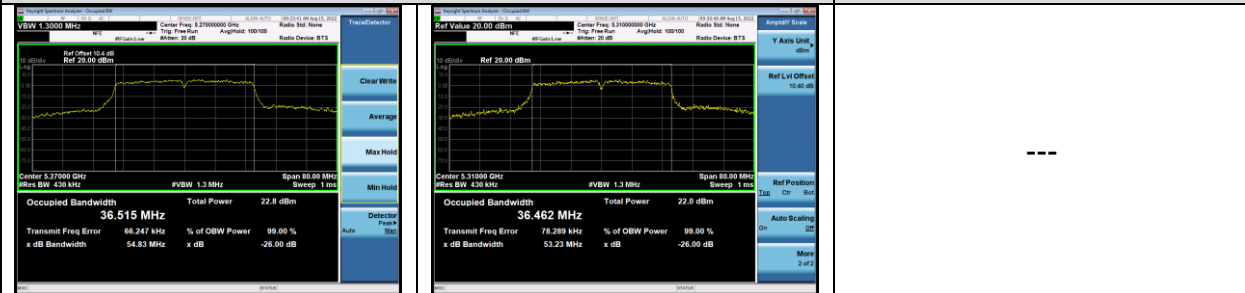
U-NII-2A Band IEEE 802.11a



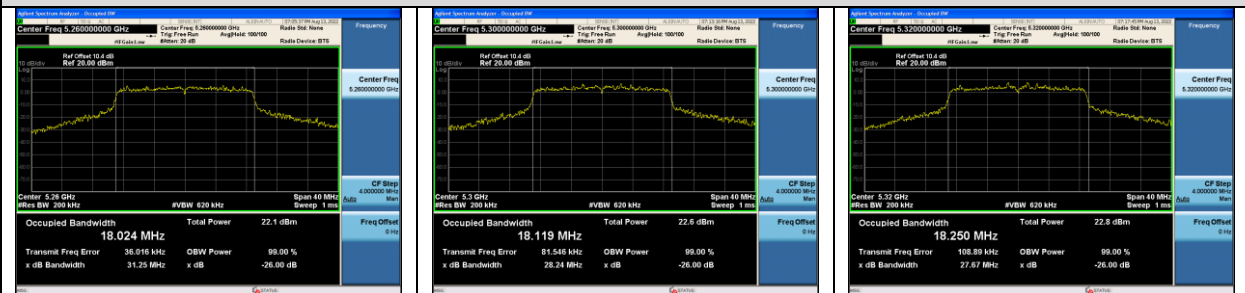
IEEE 802.11n HT20



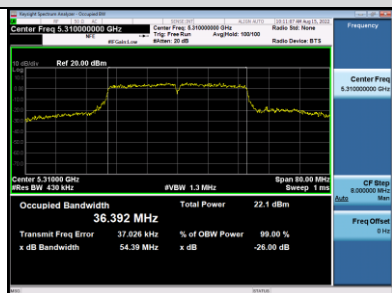
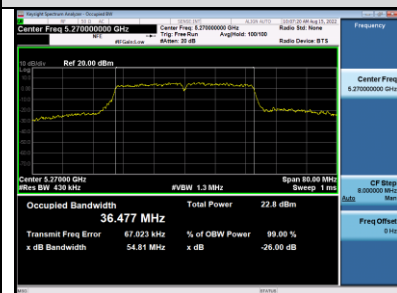
IEEE 802.11n HT40



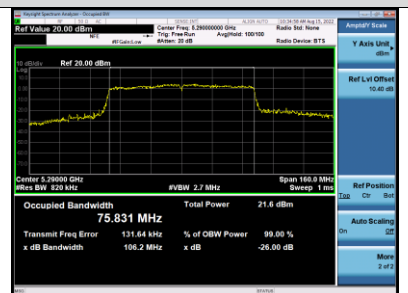
IEEE 802.11ac VHT20



IEEE 802.11ac VHT40



IEEE 802.11ac VHT80

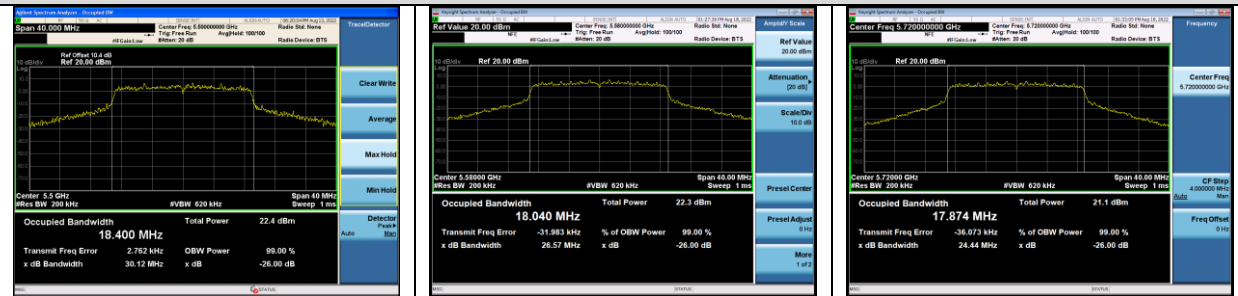


26dB bandwidth & 99% Occupied bandwidth

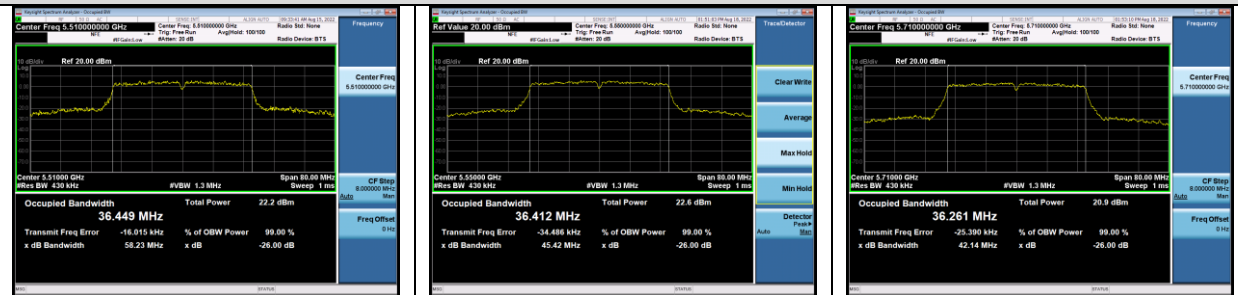
U-NII-2C Band IEEE 802.11a



IEEE 802.11n HT20



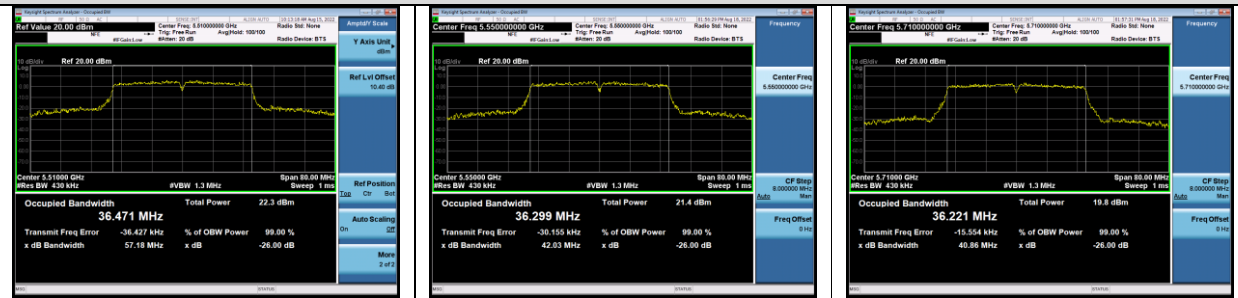
IEEE 802.11n HT40




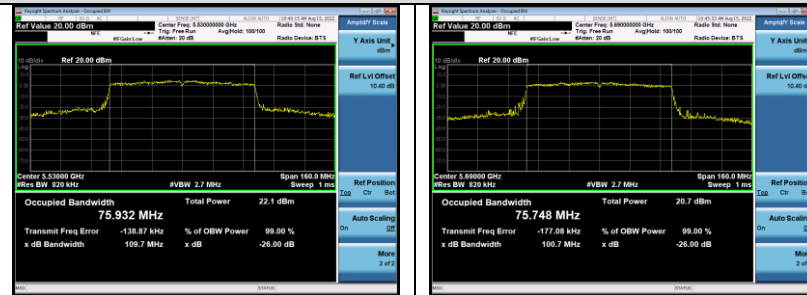
IEEE 802.11ac VHT20



IEEE 802.11ac VHT40



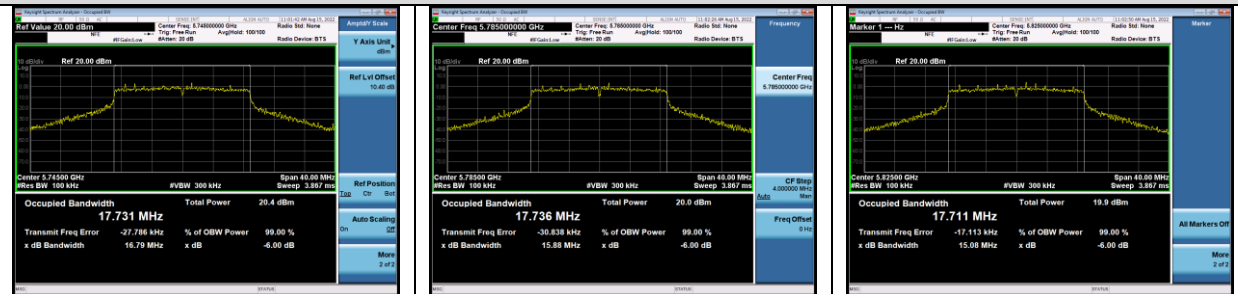
IEEE 802.11ac VHT80



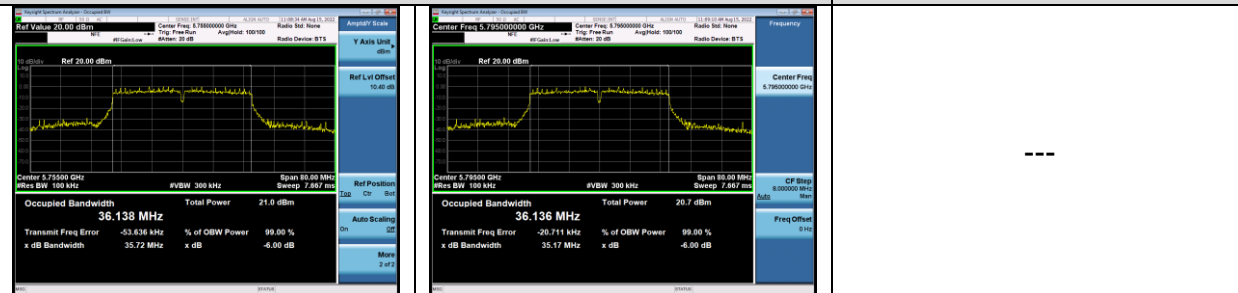
**6dB bandwidth
U-NII-3 Band
IEEE 802.11a**



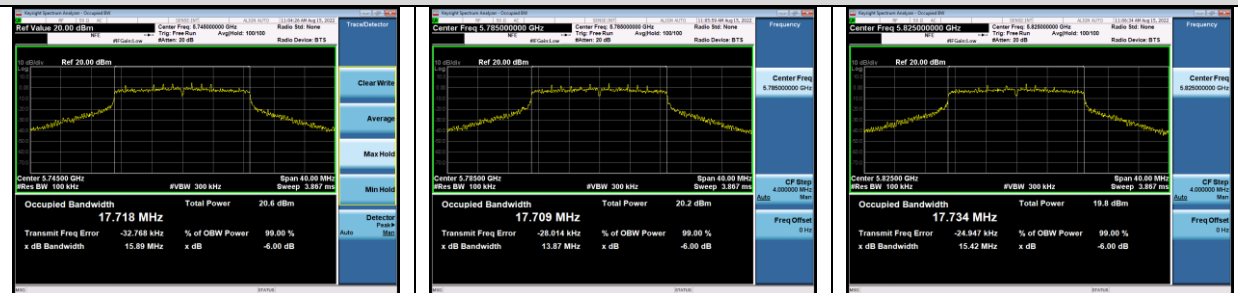
IEEE 802.11n HT20



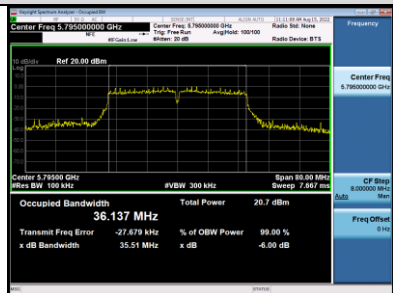
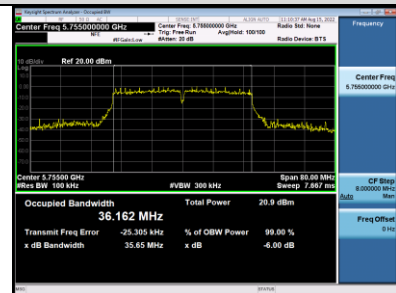
IEEE 802.11n HT40



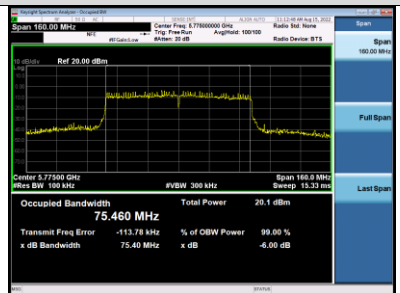
IEEE 802.11ac VHT20



IEEE 802.11ac VHT40

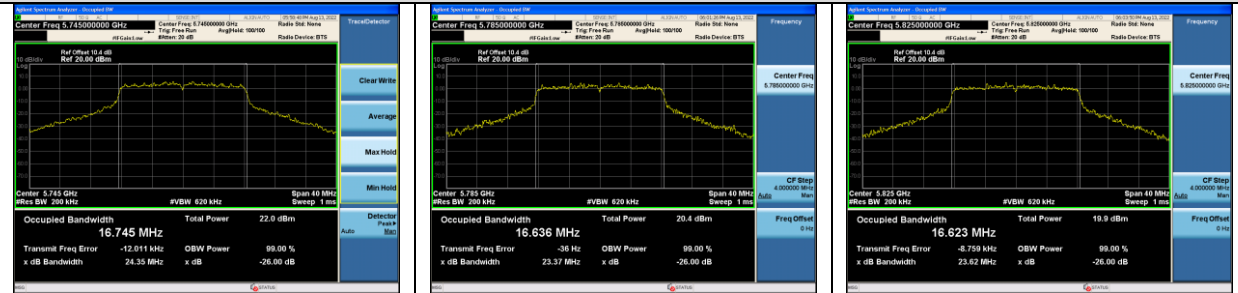


IEEE 802.11ac VHT80

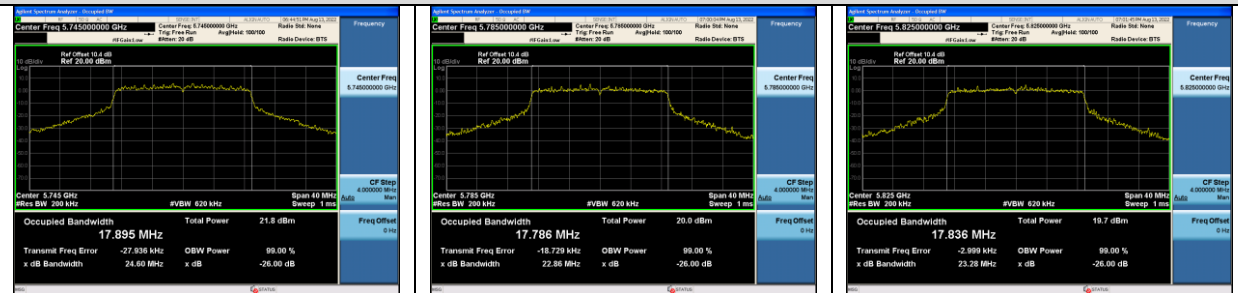


26dB bandwidth & 99% Occupied bandwidth

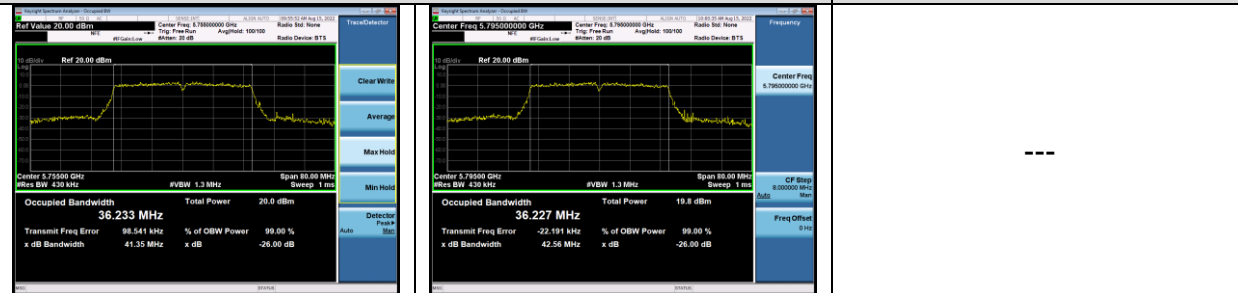
U-NII-3 Band
IEEE 802.11a



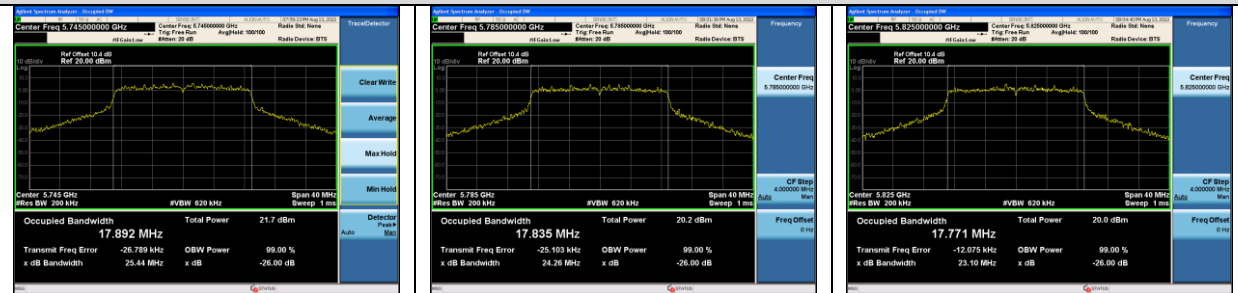
IEEE 802.11n HT20



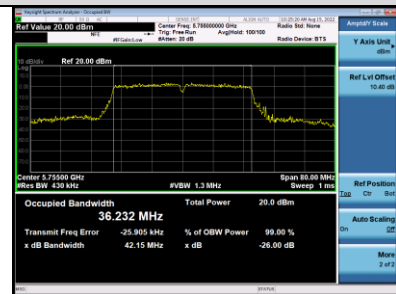
IEEE 802.11n HT40



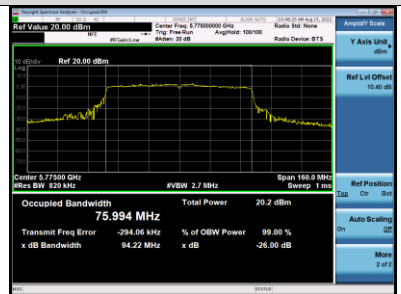
IEEE 802.11ac VHT20



IEEE 802.11ac VHT40



IEEE 802.11ac VHT80



7. OUTPUT POWER TEST

7.1. Test Equipment

Item	Equipment	Manufacturer	Model No.	Serial No.	Last Cal.	Cal. Interval
1.	PXA Signal Analyzer	Agilent	N9030A	MY51380221	Apr.06,22	1 Year
2.	RF Cable	Mini-Circuits	CBL-1M-S MSM+	No.7	Oct.11,21	1 Year
3.	Power Meter	Anritsu	ML2487A	6K00003262	Jul.01,22	1 Year
4.	Power Sensor	Anritsu	MA2491A	032516	Jul.01,22	1 Year
5.	Attenuator	Agilent	8491B	MY39269201	Oct.09,21	1 Year

7.2. Limit

For the band 5.15–5.25 GHz.

For mobile and portable client devices in the 5.15–5.25 GHz band, the maximum conducted output power over the frequency band of operation shall not exceed 250 mW provided the maximum antenna gain does not exceed 6 dBi.

For the 5.25–5.35 GHz and 5.47–5.725 GHz bands, the maximum conducted output power over the frequency bands of operation shall not exceed the lesser of 250 mW or 11 dBm + 10 log B, where B is the 26 dB emission bandwidth in megahertz.

For the band 5.725-5.85 GHz, the maximum conducted output power over the frequency band of operation shall not exceed 1 W.

7.3. Test Procedure

1. Connected the EUT's antenna port to measure device by 20dB attenuator.
2. Use the test method described in ANSI C63.10 clause 12.3 Method SA-1
 - 1) Set span to encompass the entire emission bandwidth (EBW) (or, alternatively, the entire 99% occupied bandwidth) of the signal.
 - 2) Set RBW = 1 MHz.
 - 3) Set VBW ≥ 3 MHz.
 - 4) Number of points in sweep ≥ 2 × span / RBW.
 - 5) Sweep time = auto.
 - 6) Detector = power averaging (rms), if available. Otherwise, use sample detector mode.
 - 7) If transmit duty cycle < 98%, use a video trigger with the trigger level set to enable triggering only on full power pulses. Transmitter must operate at maximum power control level for the entire duration of every sweep. If the EUT transmits continuously (i.e., with no off intervals) or at duty cycle ≥ 98%, and if each transmission is entirely at the maximum power control level, then the trigger shall be set to “free run.”
 - 8) Trace average at least 100 traces in power averaging (rms) mode.
 - 9) Compute power by integrating the spectrum across the EBW (or, alternatively, the entire 99% occupied bandwidth) of the signal using the instrument's band power measurement function with band limits set equal to the EBW (or occupied bandwidth) band edges. If the instrument does not have a band power function, sum the spectrum levels (in power units) at 1 MHz intervals extending across the EBW (or, alternatively, the entire 99% occupied bandwidth) of the spectrum.

Note: The cable loss and attenuator loss were offset into measure device as an amplitude offset.

7.4. Test Results

EUT: Digital Media Player		
M/N: YY1302B2		
Test date: 2022-08-17~22	Pressure: 102.5±1.0 kpa	Humidity: 53.6±3.0%
Tested by: Xinyao	Test site: RF site	Temperature: 22.4±0.6°C

U-NII-1 Band:

Test Mode	Frequency (MHz)	Power Setting	Output Power (dBm)	Limit (dBm)
11a	5180	15	13.23	23.98
	5200	15	13.41	
	5240	15	14.04	
11n HT20	5180	15	13.11	23.98
	5200	15	13.29	
	5240	15	13.87	
11n HT40	5190	14	13.41	23.98
	5230	14	13.86	
11ac VHT20	5180	15	13.10	23.98
	5200	15	13.31	
	5240	15	13.92	
11ac VHT40	5190	14	13.41	23.98
	5230	14	13.86	
11ac VHT80	5210	13	12.43	23.98
Conclusion:Pass				

U-NII-2A Band:

Test Mode	Frequency (MHz)	Power Setting	Output Power (dBm)	Limit (dBm)
11a	5260	15	14.20	23.98
	5300	15	14.58	
	5320	15	14.63	
11n HT20	5260	15	14.06	23.98
	5300	15	14.48	
	5320	15	14.66	
11n HT40	5270	14	14.26	23.98
	5310	14	14.62	
11ac VHT20	5260	15	14.11	23.98
	5300	15	14.49	
	5320	15	14.67	
11ac VHT40	5270	14	14.27	23.98
	5310	14	14.64	
11ac VHT80	5290	13	13.22	23.98
Conclusion:Pass				

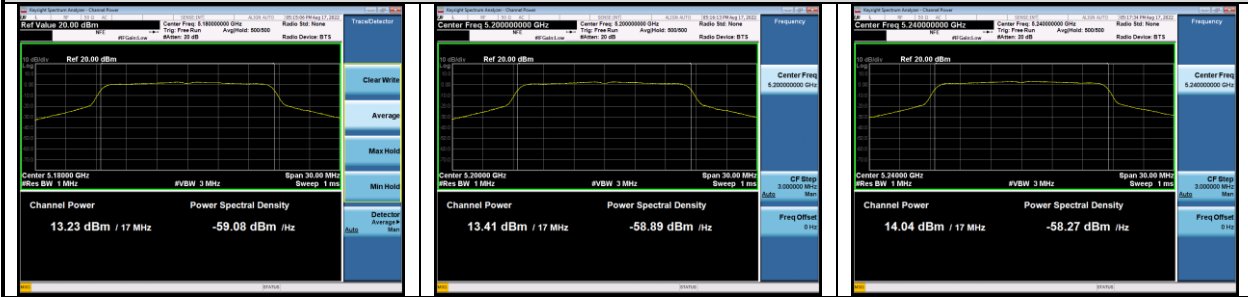
U-NII-2C Band:

Test Mode	Frequency (MHz)	Power Setting	Output Power (dBm)	Limit (dBm)
11a	5500	15	15.03	23.98
	5580	15	14.55	
	5720	15	13.30	
11n HT20	5500	15	15.09	23.98
	5580	15	14.52	
	5720	15	13.22	
11n HT40	5510	14	15.17	23.98
	5550	14	14.95	
	5710	14	13.53	
11ac VHT20	5500	15	15.09	23.98
	5580	15	14.50	
	5720	15	13.25	
11ac VHT40	5510	14	15.16	23.98
	5550	14	14.94	
	5710	14	13.53	
11ac VHT80	5530	13	13.73	23.98
	5690	13	12.30	
Conclusion:Pass				

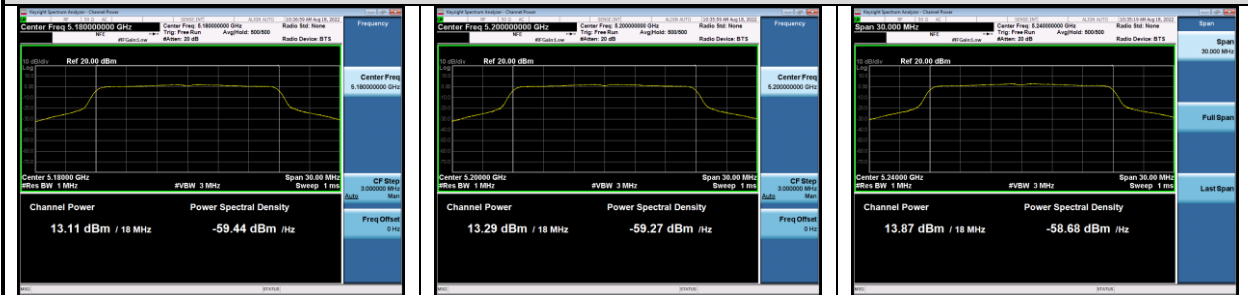
U-NII-3 Band:

Test Mode	Frequency (MHz)	Power Setting	Output Power (dBm)	Limit (dBm)
11a	5745	15	12.97	30
	5785	15	12.52	
	5825	15	12.25	
11n HT20	5745	15	12.94	30
	5785	15	12.39	
	5825	15	12.09	
11n HT40	5755	14	12.73	30
	5795	14	12.18	
11ac VHT20	5745	15	12.97	30
	5785	15	12.45	
	5825	15	12.07	
11ac VHT40	5755	14	12.78	30
	5795	14	12.21	
11ac VHT80	5775	13	11.58	30
Conclusion:Pass				

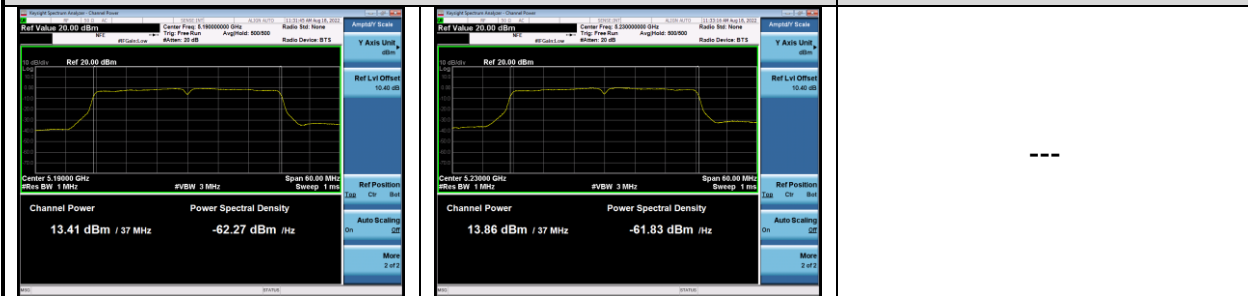
U-NII-1 Band IEEE 802.11a



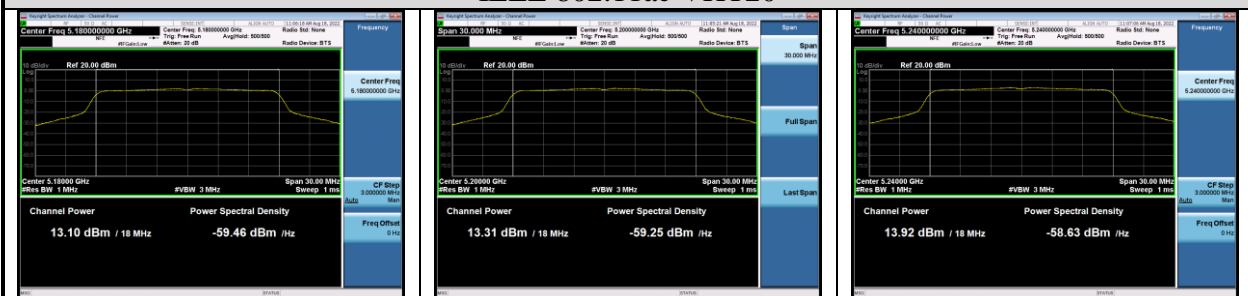
IEEE 802.11n HT20



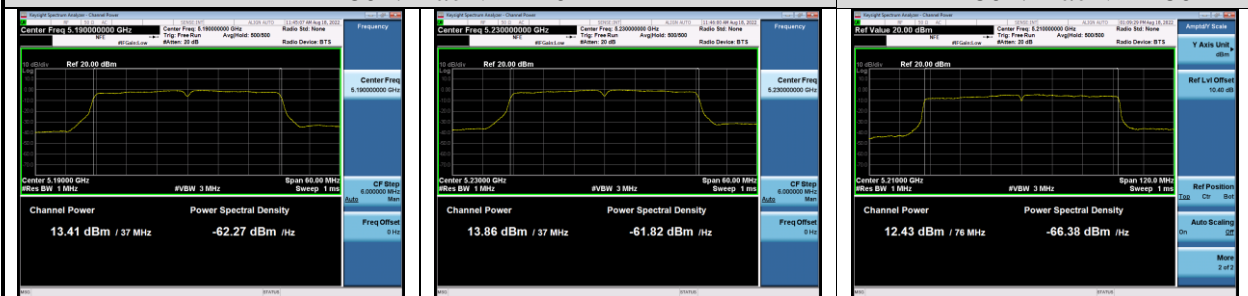
IEEE 802.11n HT40



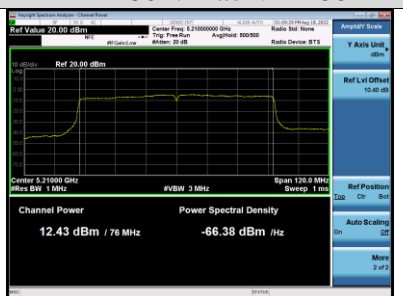
IEEE 802.11ac VHT20



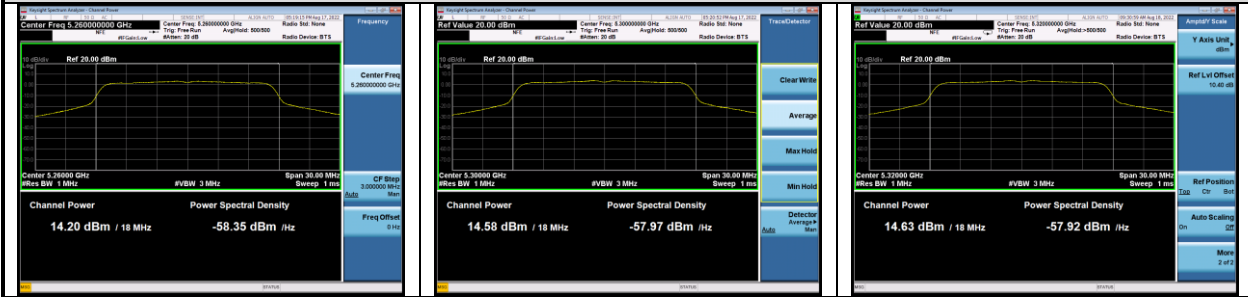
IEEE 802.11ac VHT40



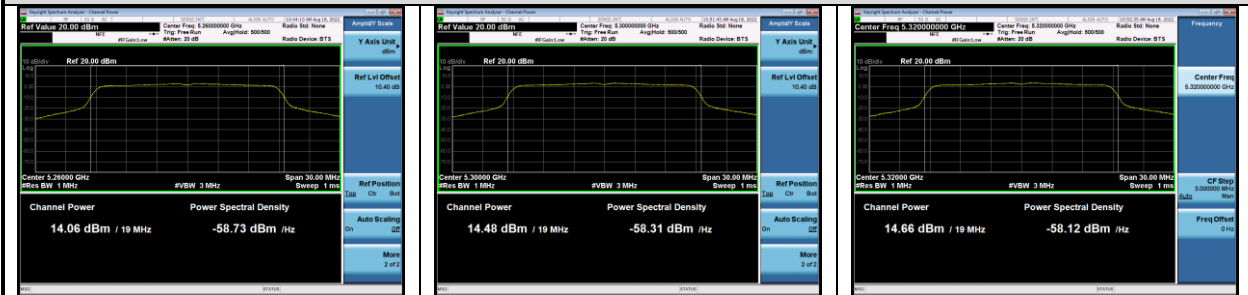
IEEE 802.11ac VHT80



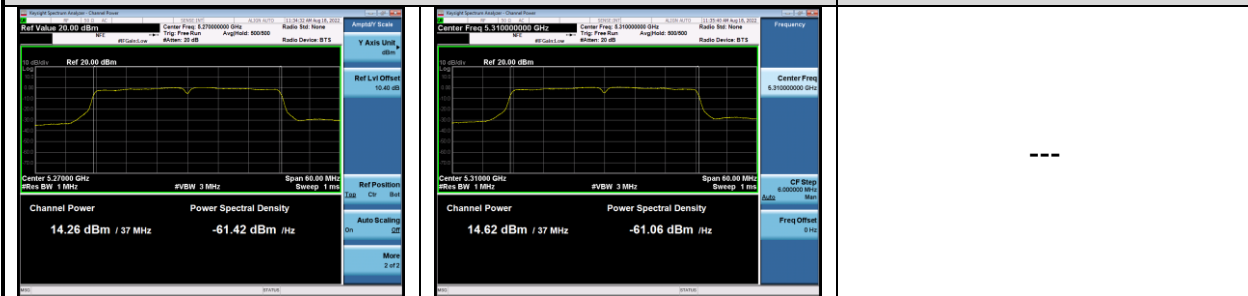
U-NII-2A Band IEEE 802.11a



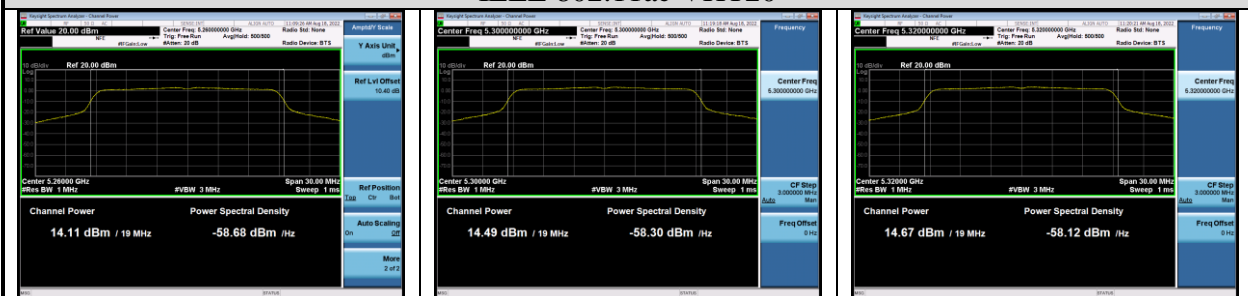
IEEE 802.11n HT20



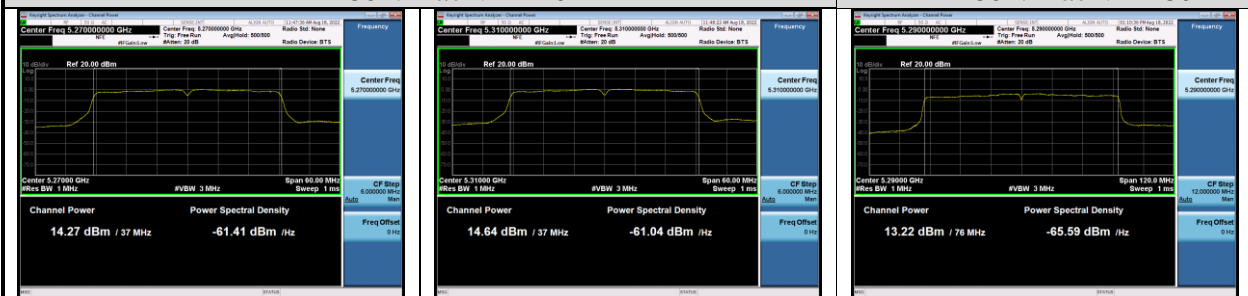
IEEE 802.11n HT40



IEEE 802.11ac VHT20



IEEE 802.11ac VHT40



IEEE 802.11ac VHT80

