




Appendix A. Photograph of Test


A.1 Photos of Power Line Conducted Emission Test




A.2 Photos of Radiated Emission Test



(Above 1000MHz)



EUT is Connected and set



Appendix B. Photo of the EUT

Figure 1
General Appearance of the EUT



Figure 2
General Appearance of the EUT



Figure 3
General Appearance of the EUT




Figure 4
General Appearance of the EUT




Figure 5
General Appearance of the EUT



Figure 6
General Appearance of the EUT



Figure 7
General Appearance of the EUT



..... **THE END**