

## Setup Photographs


<Radiated Emission>


X Plane for PCS Band

LF



HF




**SHF**

**Y Plane for Cellular Band**

**LF**



**HF**



—————THE END—————