



### APPENDIX 3: Photographs of test setup

#### Conducted Emission



**Photo 1**



**Photo 2**

---


**UL Japan, Inc.**  
**Ise EMC Lab.**

4383-326 Asama-cho, Ise-shi, Mie-ken 516-0021 JAPAN

Telephone : +81 596 24 8999

Facsimile : +81 596 24 8124

### Radiated Spurious Emission



**Photo 1**



**Photo 2**

---

**UL Japan, Inc.**  
**Ise EMC Lab.**

4383-326 Asama-cho, Ise-shi, Mie-ken 516-0021 JAPAN

Telephone : +81 596 24 8999

Facsimile : +81 596 24 8124

**Worst Case Position**

**Below 1 GHz (Horizontal: Z-axis/ Vertical: Y-axis)**

**Above 1 GHz (Horizontal: Z-axis/ Vertical: Y-axis)**


**X-axis**



**Y-axis**



**Z-axis**



**End of Report**

---

**UL Japan, Inc.**  
**Ise EMC Lab.**

4383-326 Asama-cho, Ise-shi, Mie-ken 516-0021 JAPAN

Telephone : +81 596 24 8999

Facsimile : +81 596 24 8124