

APPENDIX 3: Photographs of test setup

Conducted Emission



Photo 1




Photo 2

Radiated Emission




Photo 1




Photo 2

UL Japan, Inc.

Ise EMC Lab.

4383-326 Asama-cho, Ise-shi, Mie-ken 516-0021 JAPAN

Telephone : +81 596 24 8999

Facsimile : +81 596 24 8124

Worst Case Position

**Below 30 MHz (Receiver: Z-Axis / MODE: USB)
Above 30 MHz (Receiver: (Horizontal: Y-Axis / Vertical: Y-Axis) /
MODE: MI-Shoe power Supply)**

Receiver

X-axis



Y-axis



Z-axis



MODE

Battery power Supply



USB power Supply



MI-Shoe power Supply (Worst)



Worst Case Position



With Tag



Without Tag (Worst)

End of Report