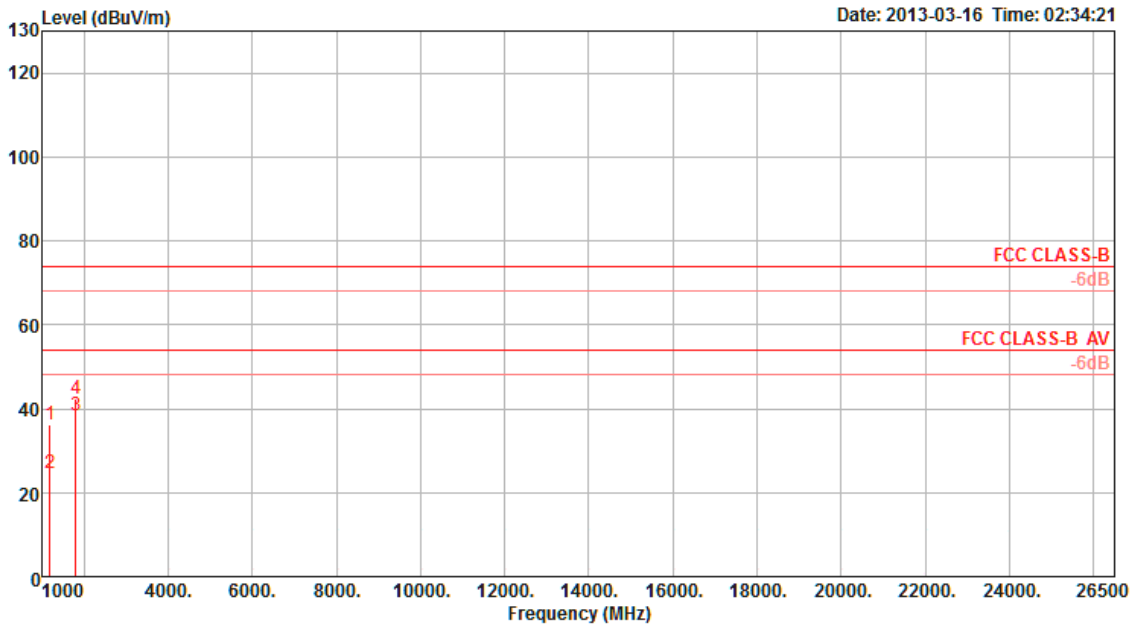


## Appendix B. Co-location

# 1. Results of Radiated Emissions for Co-located

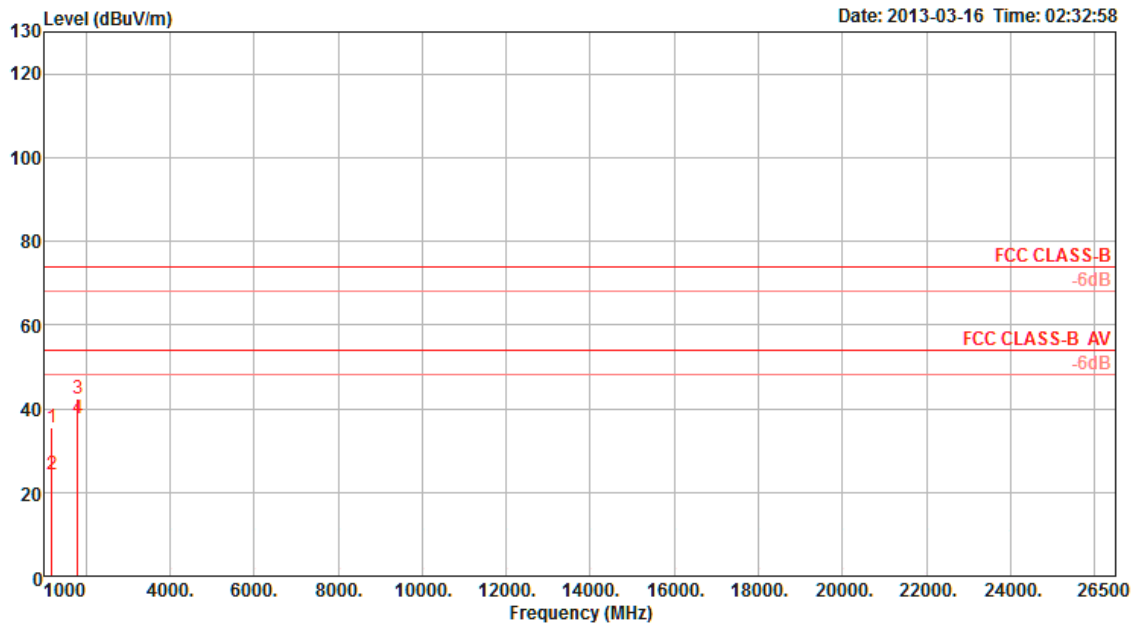
Temperature	26°C	Humidity	60%
Test Engineer	Jim Huang	Configurations	2.4GHz + Bluetooth

## Horizontal



	Freq	Level	Limit	Over	Read	Cable	Preamp	Antenna	Remark	T/Pos	A/Pos	Pol/Phase
	MHz	dBuV/m	dBuV/m	dB	dBuV	dB	dB	dB/m		deg	cm	
1	1196.26	36.27	74.00	-37.73	45.45	2.00	35.58	24.40	Peak	209	100	HORIZONTAL
2	1197.08	24.52	54.00	-29.48	33.70	2.00	35.58	24.40	Average	209	100	HORIZONTAL
3 a	1812.52	38.25	54.00	-15.75	43.24	2.52	34.87	27.36	Average	217	100	HORIZONTAL
4 p	1812.68	42.41	74.00	-31.59	47.40	2.52	34.87	27.36	Peak	217	100	HORIZONTAL

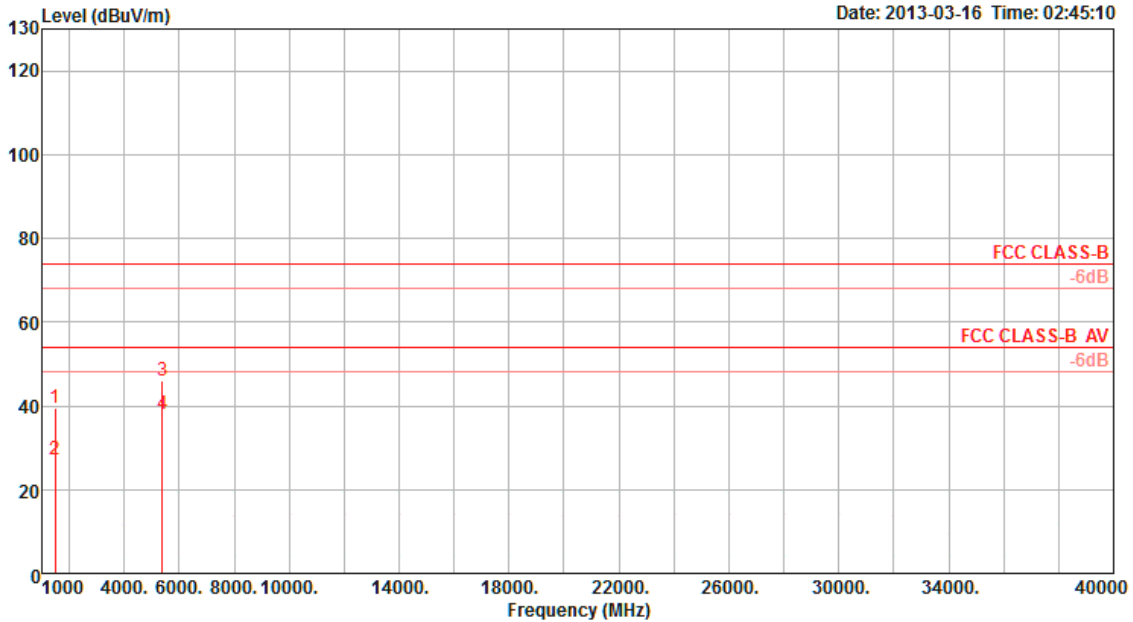
Vertical



	Freq	Level	Limit	Over	Read	Cable	Preamp	Antenna	Remark	T/Pos	A/Pos	Pol/Phase
	MHz	dBuV/m	dBuV/m	dB	dBuV	dB	dB	dB/m		deg	cm	
1	1196.79	35.62	74.00	-38.38	44.80	2.00	35.58	24.40	Peak	184	100	VERTICAL
2	1196.88	24.36	54.00	-29.64	33.54	2.00	35.58	24.40	Average	184	100	VERTICAL
3 p	1812.45	42.28	74.00	-31.72	47.27	2.52	34.87	27.36	Peak	248	100	VERTICAL
4 a	1812.47	37.78	54.00	-16.22	42.77	2.52	34.87	27.36	Average	248	100	VERTICAL

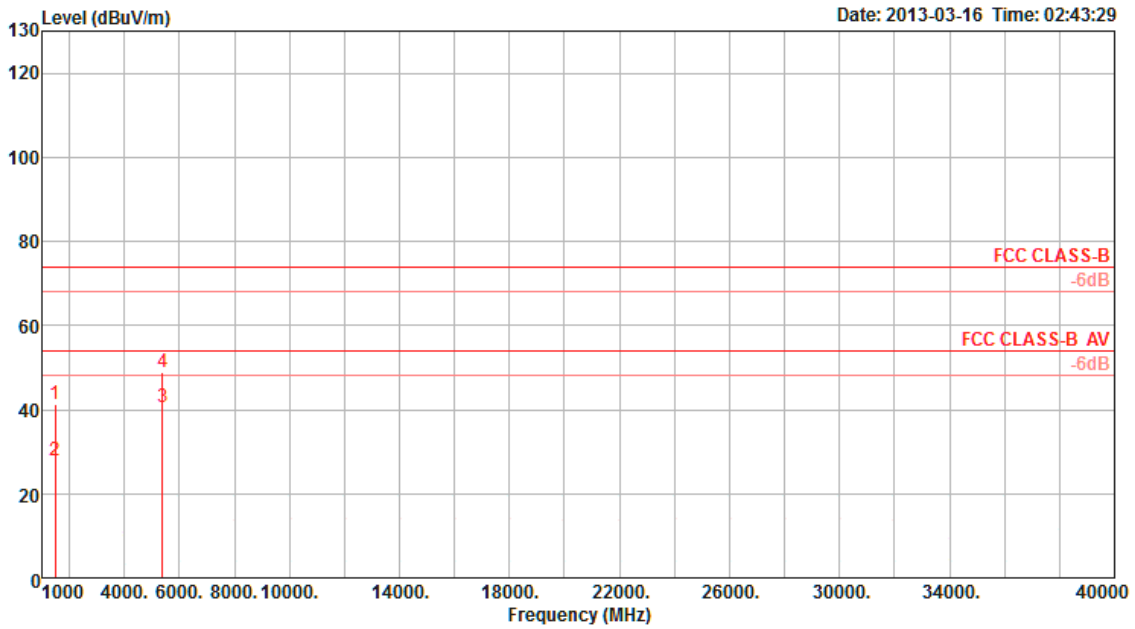
Temperature	26°C	Humidity	60%
Test Engineer	Jim Huang	Configurations	5GHz + Bluetooth

Horizontal



	Freq	Level	Limit	Over	Read	Cable	Preamp	Antenna	Remark	T/Pos	A/Pos	Pol/Phase
	MHz	dBuV/m	dBuV/m	dB	dBuV	dB	dB	dB/m		deg	cm	
1	1495.07	39.58	74.00	-34.42	47.02	2.25	35.09	25.40	Peak	204	100	HORIZONTAL
2	1495.46	27.34	54.00	-26.66	34.78	2.25	35.09	25.40	Average	204	100	HORIZONTAL
3 p	5395.77	45.94	74.00	-28.06	42.52	4.50	34.62	33.54	Peak	130	100	HORIZONTAL
4 a	5395.89	37.97	54.00	-16.03	34.55	4.50	34.62	33.54	Average	130	100	HORIZONTAL

Vertical



	Freq	Level	Limit	Over	Read	Cable	Preamp	Antenna	Remark	T/Pos	A/Pos	Pol/Phase
	MHz	dBuV/m	dBuV/m	dB	dBuV	dB	dB	dB/m		deg	cm	
1	1495.92	41.13	74.00	-32.87	48.57	2.25	35.09	25.40	Peak	167	100	VERTICAL
2	1496.65	27.80	54.00	-26.20	35.24	2.25	35.09	25.40	Average	167	100	VERTICAL
3 a	5395.85	40.41	54.00	-13.59	36.99	4.50	34.62	33.54	Average	268	126	VERTICAL
4 p	5395.96	49.01	74.00	-24.99	45.59	4.50	34.62	33.54	Peak	268	126	VERTICAL