

APPENDIX 3: Photographs of test setup

Conducted Emission



Photo 1




Photo 2

UL Japan, Inc.


Shonan EMC Lab.

1-22-3 Megumigaoka, Hiratsuka-shi, Kanagawa-ken, 259-1220 JAPAN


Telephone : +81 463 50 6400

Facsimile : +81 463 50 6401


Radiated Spurious Emission




(front)



(Rear, below 30 MHz, Vertical)



(Rear, below 30 MHz, Horizontal)




(Rear, above 30 MHz)


Pre-check of Worst Case Position

(without tag)


X-axis



Y-axis



Z-axis



Test fixture tests



Photo 1




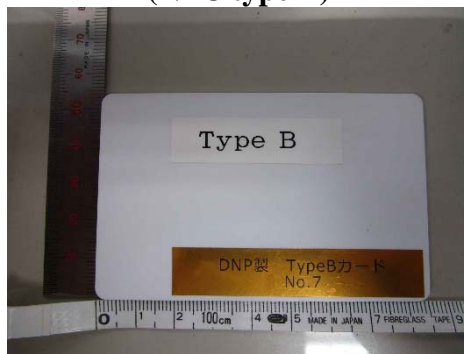
Photo 2

Tag appearance

(NFC type A)



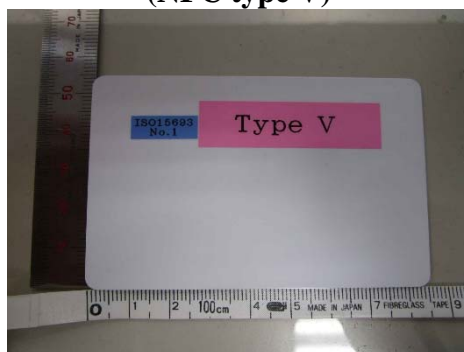
(NFC type B)



(NFC type F)



(NFC type V)



End of Report