



## 6. Photographs of test setup

The following photographs show the arrangement of the worst case.





### 6.1. AC Power-line Conducted Emissions Photo(s)



### 6.2. 20dB Bandwidth / Frequency Tolerance Photo(s)



6.3. Electric Field Strength (Fundamental Emissions and Spurious Emissions) Photo(s)



<EUT Axis>

X (without Tag)



Y (without Tag)



Z (without Tag)

