


6. Photographs of test setup


The following photographs show the arrangement of the worst case.

6.1. AC Power-line Conducted Emissions Measurements Photo(s)




6.2. 20dB Bandwidth / Frequency Tolerance Measurements Photo(s)

Power Rating : DC 3.7V



Power Rating : DC 5V




6.3. Electric field strength Measurement Photo(s)



9 kHz - 30 MHz



30 - 1000 MHz



X (without Tag)



< EUT Axis >
Y (without Tag)



Z (without Tag)



< EUT Zoom >
[Type F] (with Tag)

