


Specification of Antenna

1. Information


- Antenna Type: IFA
- Antenna name: ANT4(PWB printed antenna)
- Antenna number: Type_52-401
- Antenna Gain: ANT4 2400-2500 MHz 3.5dBi max
- Outline:



- Measurement Location: Sony Interactive Entertainment Inc. Anechoic Chamber
1-7-1 Konan Minato-ku Tokyo Japan
- Measurement date : 2024/2
- Test personnel: Kota Hatano
- Equipment : ETS-L Antenna Measurement System
Keysight E5071C(Calibration date: 2023/9)
- Measurement Software: EMQuest Data Acquisition and Analysis Software

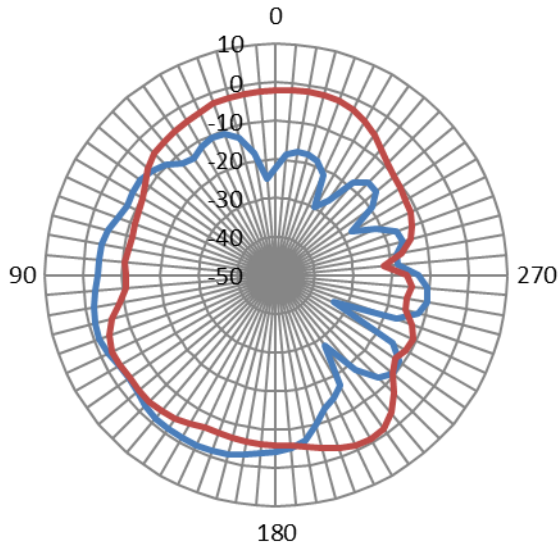
2. Test Method

Antenna gain is measured in “ETS-L Antenna Measurement anechoic chamber”. This system consists of Dual-polarized antennas arranged in a ring and RF path switch control box. Network analyzer E5071C is connected to this chamber. DUT is put on a turn table located in center of the chamber as pictured below. Characteristics of the horizontal and vertical polarization are acquired in all direction by switching antennas and rotation of the turn table.

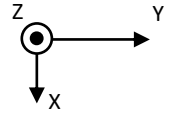
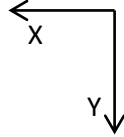


3. Radiation Pattern

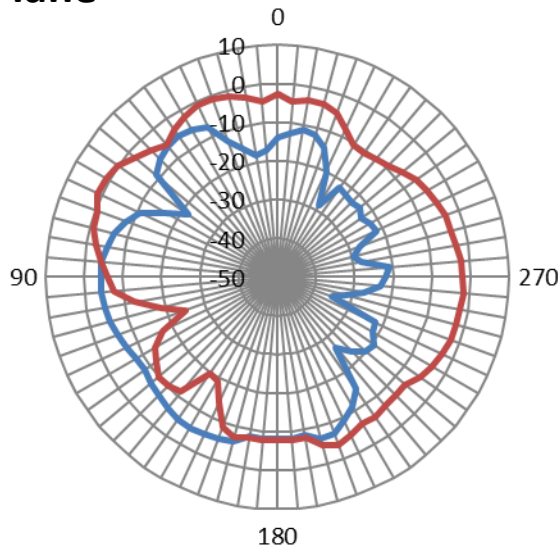
XY Plane



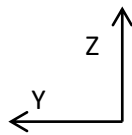
— E Phi : XY
(2440MHz)
— E Theta : XY
(2440MHz)



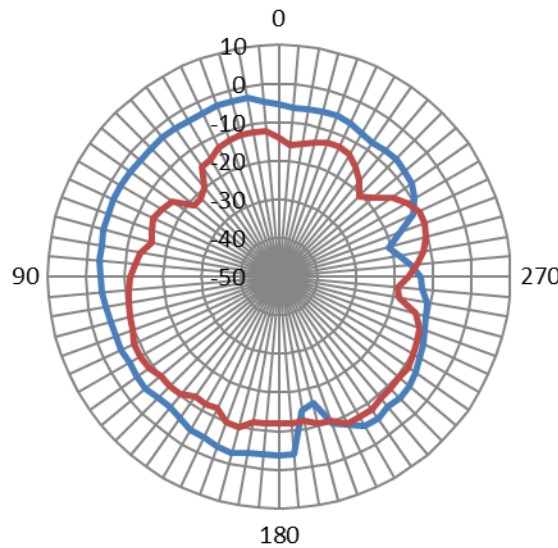
YZ Plane



— E Phi : YZ
(2440MHz)
— E Theta : YZ
(2440MHz)



ZX Plane



— E Phi : ZX
(2440MHz)
— E Theta : ZX
(2440MHz)

