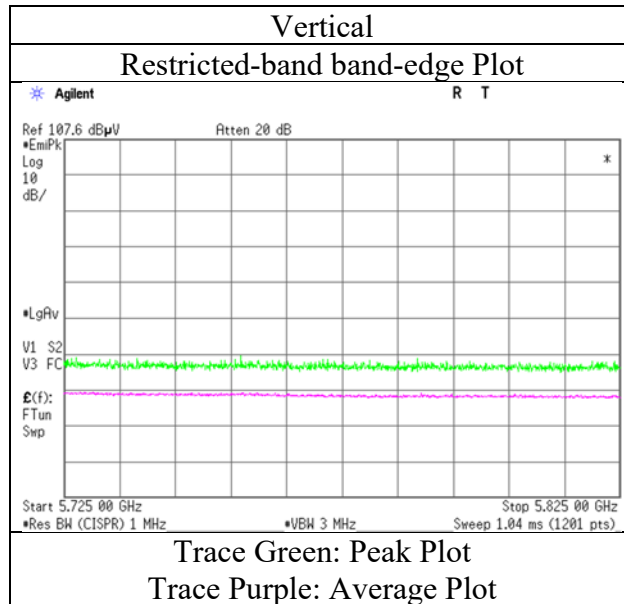
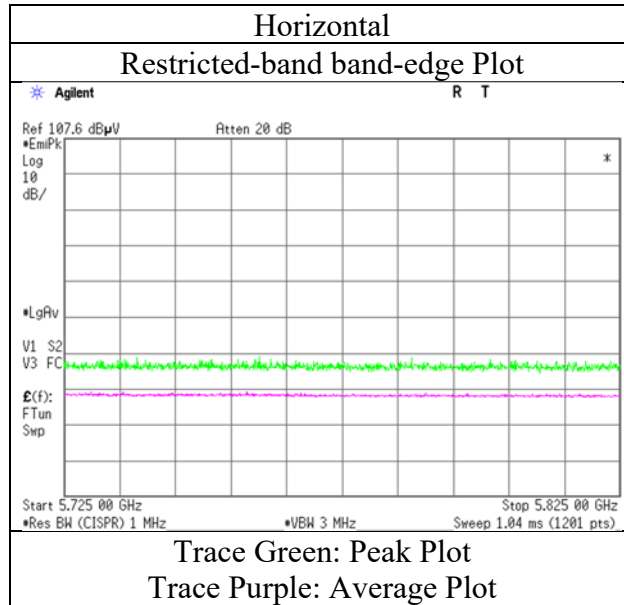


### Radiated Spurious Emission

Test place	Ise EMC Lab.
Semi Anechoic Chamber	No.3
Date	January 10, 2023
Temperature / Humidity	20 deg. C / 31 % RH
Engineer	Sayaka Hara (1 GHz - 10 GHz)
Mode	Tx 11ax-40 5670 MHz (52-tone RU)

#### RU Index 45



\* The measurement was conducted for a sufficiently long enough time to detect any possible spurious emissions. Final result of restricted band edge was shown in tabular data.

## Radiated Spurious Emission

Test place	Ise EMC Lab.
Semi Anechoic Chamber	No.3
Date	January 10, 2023
Temperature / Humidity	20 deg. C / 31 % RH
Engineer	Sayaka Hara (1 GHz - 10 GHz)
Mode	Tx 11ax-40 5670 MHz (106-tone RU)

### RU Index 56

Polarity	Frequency	Reading (QP / PK)	Reading (AV)	Ant. Factor	Loss	Gain	Duty Factor	Result (QP / PK)	Result (AV)	Limit (QP / PK)	Limit (AV)	Margin (QP / PK)	Margin (AV)	Remark
[Hori/Vert]	[MHz]	[dBuV]	[dBuV]	[dB/m]	[dB]	[dB]	[dB]	[dBuV/m]	[dBuV/m]	[dBuV/m]	[dBuV/m]	[dB]	[dB]	
Hori.	5725.0	44.9	-	31.9	6.7	32.0	-	51.6	-	68.2	-	16.6	-	
Vert.	5725.0	45.9	-	31.9	6.7	32.0	-	52.6	-	68.2	-	15.6	-	

Result (QP / PK) = Reading + Ant Factor + Loss (Cable+Attenuator+Filter+Distance factor(above 1 GHz)) - Gain(Amplifier)

Result (AV)= Reading + Ant Factor + Loss (Cable+Attenuator+Filter+Distance factor(above 1 GHz)) - Gain(Amplifier) + Duty factor

\*Other frequency noises omitted in this report were not seen or had enough margin (more than 20 dB).

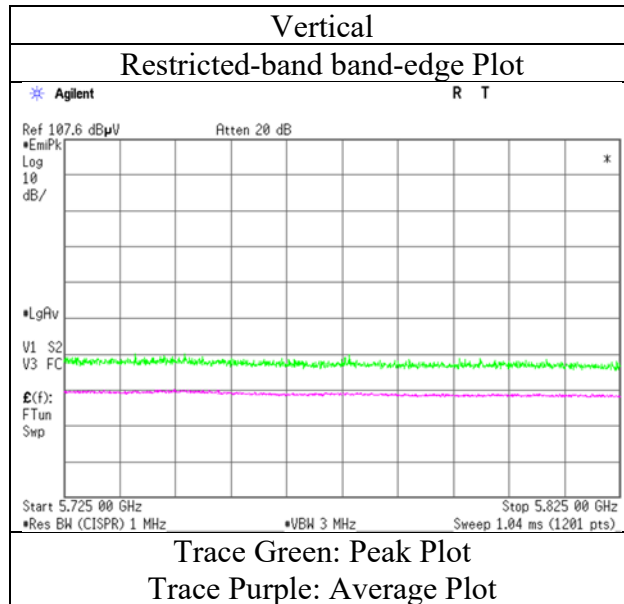
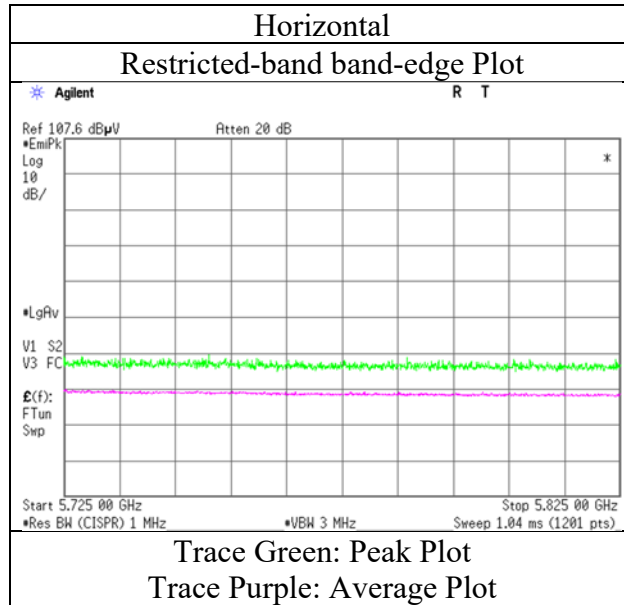
\*QP detector was used up to 1GHz.

Distance factor:      1 GHz - 10 GHz       $20\log(3.95 \text{ m} / 3.0 \text{ m}) = 2.39 \text{ dB}$

### Radiated Spurious Emission

Test place	Ise EMC Lab.
Semi Anechoic Chamber	No.3
Date	January 10, 2023
Temperature / Humidity	20 deg. C / 31 % RH
Engineer	Sayaka Hara (1 GHz - 10 GHz)
Mode	Tx 11ax-40 5670 MHz (106-tone RU)

#### RU Index 56



\* The measurement was conducted for a sufficiently long enough time to detect any possible spurious emissions. Final result of restricted band edge was shown in tabular data.

## Radiated Spurious Emission

Test place	Ise EMC Lab.
Semi Anechoic Chamber	No.3
Date	January 10, 2023
Temperature / Humidity	20 deg. C / 31 % RH
Engineer	Sayaka Hara (1 GHz - 10 GHz)
Mode	Tx 11ax-40 5670 MHz (242-tone RU)

### RU Index 62

Polarity	Frequency	Reading (QP / PK)	Reading (AV)	Ant. Factor	Loss	Gain	Duty Factor	Result (QP / PK)	Result (AV)	Limit (QP / PK)	Limit (AV)	Margin (QP / PK)	Margin (AV)	Remark
[Hori/Vert]	[MHz]	[dBuV]	[dBuV]	[dB/m]	[dB]	[dB]	[dB]	[dBuV/m]	[dBuV/m]	[dBuV/m]	[dBuV/m]	[dB]	[dB]	
Hori.	5725.0	47.1	-	31.9	6.7	32.0	-	53.7	-	68.2	-	14.5	-	
Vert.	5725.0	47.8	-	31.9	6.7	32.0	-	54.5	-	68.2	-	13.7	-	

Result (QP / PK) = Reading + Ant Factor + Loss (Cable+Attenuator+Filter+Distance factor(above 1 GHz)) - Gain(Amplifier)

Result (AV)= Reading + Ant Factor + Loss (Cable+Attenuator+Filter+Distance factor(above 1 GHz)) - Gain(Amplifier) + Duty factor

\*Other frequency noises omitted in this report were not seen or had enough margin (more than 20 dB).

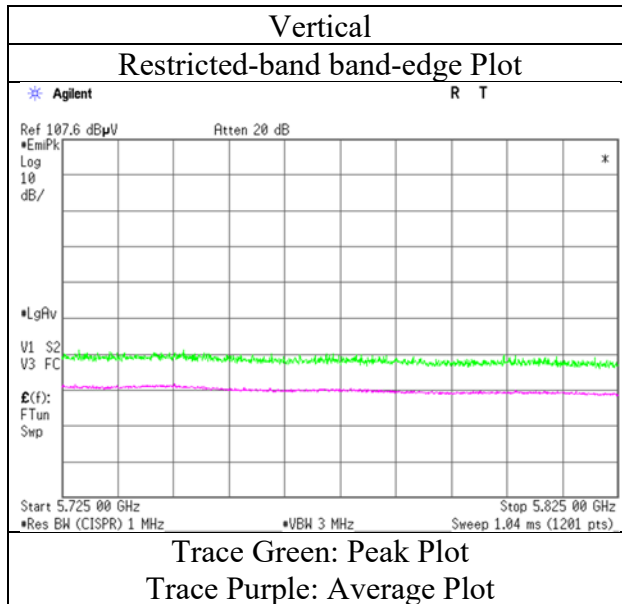
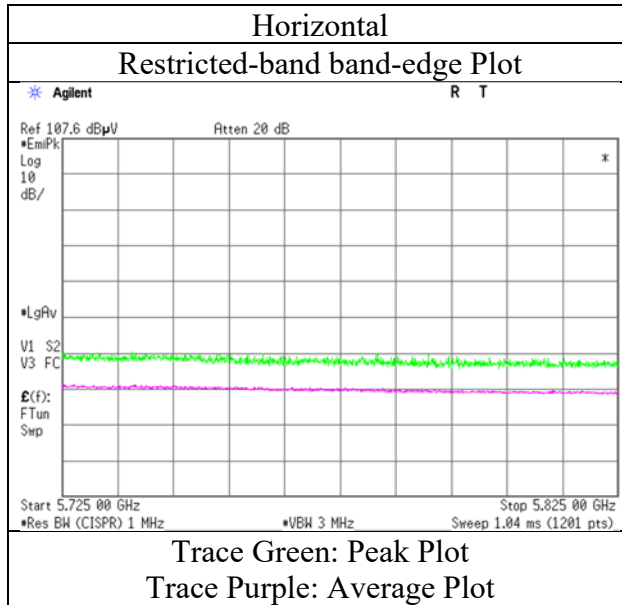
\*QP detector was used up to 1GHz.

Distance factor:      1 GHz - 10 GHz       $20\log(3.95 \text{ m} / 3.0 \text{ m}) = 2.39 \text{ dB}$

### Radiated Spurious Emission

Test place	Ise EMC Lab.
Semi Anechoic Chamber	No.3
Date	January 10, 2023
Temperature / Humidity	20 deg. C / 31 % RH
Engineer	Sayaka Hara (1 GHz - 10 GHz)
Mode	Tx 11ax-40 5670 MHz (242-tone RU)

#### RU Index 62



\* The measurement was conducted for a sufficiently long enough time to detect any possible spurious emissions. Final result of restricted band edge was shown in tabular data.

## Radiated Spurious Emission

Test place	Ise EMC Lab.
Semi Anechoic Chamber	No.3
Date	January 10, 2023
Temperature / Humidity	20 deg. C / 31 % RH
Engineer	Sayaka Hara (1 GHz - 10 GHz)
Mode	Tx 11ax-40 5670 MHz (484-tone RU)

### RU Index 65

Polarity	Frequency	Reading (QP / PK)	Reading (AV)	Ant. Factor	Loss	Gain	Duty Factor	Result (QP / PK)	Result (AV)	Limit (QP / PK)	Limit (AV)	Margin (QP / PK)	Margin (AV)	Remark
[Hori/Vert]	[MHz]	[dBuV]	[dBuV]	[dB/m]	[dB]	[dB]	[dB]	[dBuV/m]	[dBuV/m]	[dBuV/m]	[dBuV/m]	[dB]	[dB]	
Hori.	5725.0	49.7	-	31.9	6.7	32.0	-	56.4	-	68.2	-	11.8	-	
Vert.	5725.0	49.3	-	31.9	6.7	32.0	-	56.0	-	68.2	-	12.2	-	

Result (QP / PK) = Reading + Ant Factor + Loss (Cable+Attenuator+Filter+Distance factor(above 1 GHz)) - Gain(Amplifier)

Result (AV) = Reading + Ant Factor + Loss (Cable+Attenuator+Filter+Distance factor(above 1 GHz)) - Gain(Amplifier) + Duty factor

\*Other frequency noises omitted in this report were not seen or had enough margin (more than 20 dB).

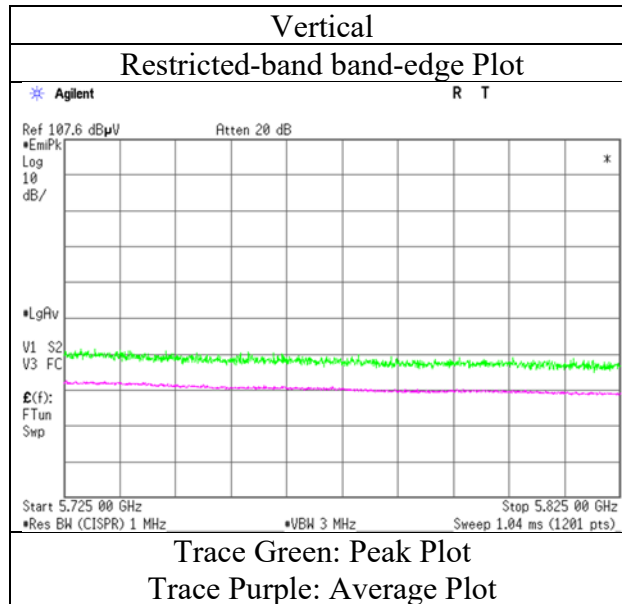
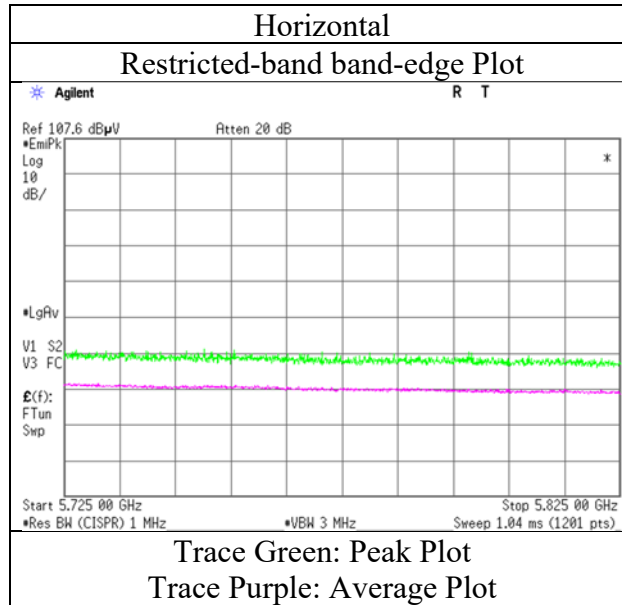
\*QP detector was used up to 1GHz.

Distance factor:      1 GHz - 10 GHz       $20\log(3.95\text{ m} / 3.0\text{ m}) = 2.39\text{ dB}$

### Radiated Spurious Emission

Test place	Ise EMC Lab.
Semi Anechoic Chamber	No.3
Date	January 10, 2023
Temperature / Humidity	20 deg. C / 31 % RH
Engineer	Sayaka Hara (1 GHz - 10 GHz)
Mode	Tx 11ax-40 5670 MHz (484-tone RU)

#### RU Index 65



\* The measurement was conducted for a sufficiently long enough time to detect any possible spurious emissions. Final result of restricted band edge was shown in tabular data.

## Radiated Spurious Emission

Test place	Ise EMC Lab.
Semi Anechoic Chamber	No.3
Date	January 11, 2023
Temperature / Humidity	20 deg. C / 30 % RH
Engineer	Sayaka Hara (1 GHz - 10 GHz)
Mode	Tx 11ax-40 5755 MHz (26-tone RU)

### RU Index 0

Polarity	Frequency	Reading (QP / PK)	Reading (AV)	Ant. Factor	Loss	Gain	Duty Factor	Result (QP / PK)	Result (AV)	Limit (QP / PK)	Limit (AV)	Margin (QP / PK)	Margin (AV)	Remark
[Hori/Vert]	[MHz]	[dBuV]	[dBuV]	[dB/m]	[dB]	[dB]	[dB]	[dBuV/m]	[dBuV/m]	[dBuV/m]	[dBuV/m]	[dB]	[dB]	
Hori.	5650.0	41.8	-	31.8	6.7	32.0	-	48.2	-	68.2	-	20.0	-	
Hori.	5700.0	42.4	-	31.8	6.7	32.0	-	49.0	-	105.2	-	56.2	-	
Hori.	5720.0	42.7	-	31.9	6.7	32.0	-	49.3	-	110.8	-	61.5	-	
Hori.	5725.0	43.3	-	31.9	6.7	32.0	-	50.0	-	122.2	-	72.2	-	
Vert.	5650.0	41.0	-	31.8	6.7	32.0	-	47.5	-	68.2	-	20.7	-	
Vert.	5700.0	42.3	-	31.8	6.7	32.0	-	48.9	-	105.2	-	56.3	-	
Vert.	5720.0	42.7	-	31.9	6.7	32.0	-	49.3	-	110.8	-	61.5	-	
Vert.	5725.0	43.2	-	31.9	6.7	32.0	-	49.9	-	122.2	-	72.4	-	

Result (QP / PK) = Reading + Ant Factor + Loss (Cable+Attenuator+Filter+Distance factor(above 1 GHz)) - Gain(Amplifier)

Result (AV) = Reading + Ant Factor + Loss (Cable+Attenuator+Filter+Distance factor(above 1 GHz)) - Gain(Amplifier) + Duty factor

\*Other frequency noises omitted in this report were not seen or had enough margin (more than 20 dB).

\*QP detector was used up to 1GHz.

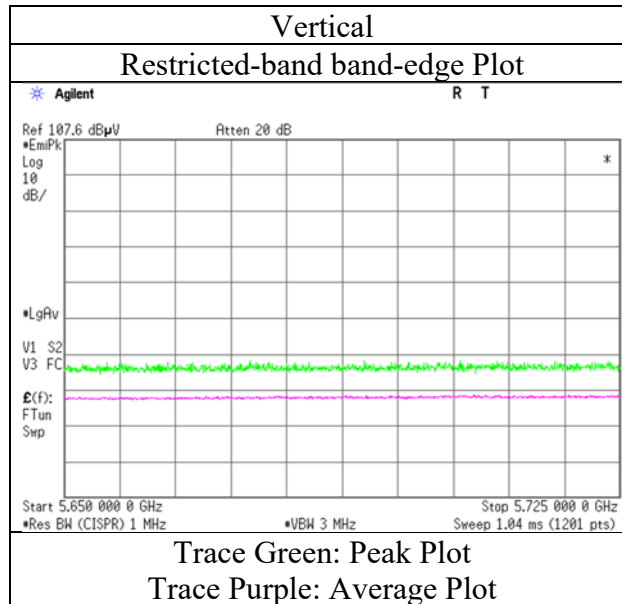
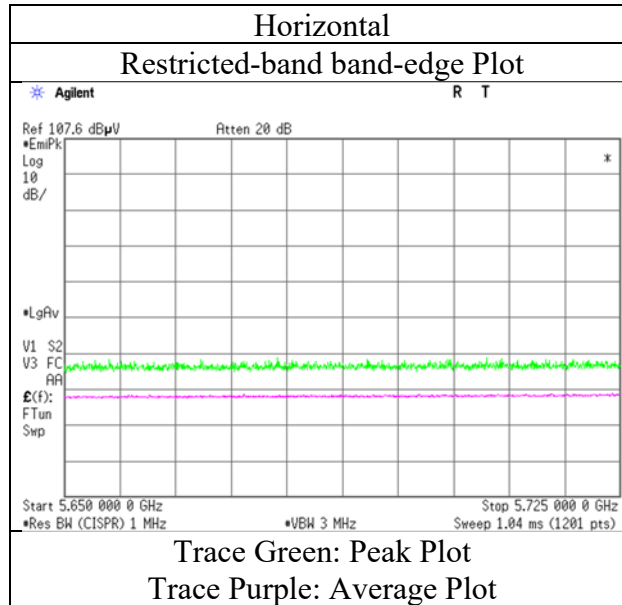
Distance factor:            1 GHz - 10 GHz             $20\log(3.95\text{ m} / 3.0\text{ m}) = 2.39\text{ dB}$



### Radiated Spurious Emission

Test place	Ise EMC Lab.
Semi Anechoic Chamber	No.3
Date	January 11, 2023
Temperature / Humidity	20 deg. C / 30 % RH
Engineer	Sayaka Hara (1 GHz - 10 GHz)
Mode	Tx 11ax-40 5755 MHz (26-tone RU)

#### RU Index 0



\* The measurement was conducted for a sufficiently long enough time to detect any possible spurious emissions. Final result of restricted band edge was shown in tabular data.

## Radiated Spurious Emission

Test place	Ise EMC Lab.
Semi Anechoic Chamber	No.3
Date	January 11, 2023
Temperature / Humidity	20 deg. C / 30 % RH
Engineer	Sayaka Hara (1 GHz - 10 GHz)
Mode	Tx 11ax-40 5755 MHz (52-tone RU)

### RU Index 37

Polarity	Frequency	Reading (QP / PK)	Reading (AV)	Ant. Factor	Loss	Gain	Duty Factor	Result (QP / PK)	Result (AV)	Limit (QP / PK)	Limit (AV)	Margin (QP / PK)	Margin (AV)	Remark
[Hori/Vert]	[MHz]	[dBuV]	[dBuV]	[dB/m]	[dB]	[dB]	[dB]	[dBuV/m]	[dBuV/m]	[dBuV/m]	[dBuV/m]	[dB]	[dB]	
Hori.	5650.0	41.9	-	31.8	6.7	32.0	-	48.4	-	68.2	-	19.8	-	
Hori.	5700.0	43.4	-	31.8	6.7	32.0	-	50.0	-	105.2	-	55.2	-	
Hori.	5720.0	44.3	-	31.9	6.7	32.0	-	50.9	-	110.8	-	59.9	-	
Hori.	5725.0	45.3	-	31.9	6.7	32.0	-	51.9	-	122.2	-	70.3	-	
Vert.	5650.0	42.1	-	31.8	6.7	32.0	-	48.6	-	68.2	-	19.6	-	
Vert.	5700.0	43.2	-	31.8	6.7	32.0	-	49.8	-	105.2	-	55.4	-	
Vert.	5720.0	44.6	-	31.9	6.7	32.0	-	51.2	-	110.8	-	59.6	-	
Vert.	5725.0	45.4	-	31.9	6.7	32.0	-	52.1	-	122.2	-	70.1	-	

Result (QP / PK) = Reading + Ant Factor + Loss (Cable+Attenuator+Filter+Distance factor(above 1 GHz)) - Gain(Amplifier)

Result (AV)= Reading + Ant Factor + Loss (Cable+Attenuator+Filter+Distance factor(above 1 GHz)) - Gain(Amplifier) + Duty factor

\*Other frequency noises omitted in this report were not seen or had enough margin (more than 20 dB).

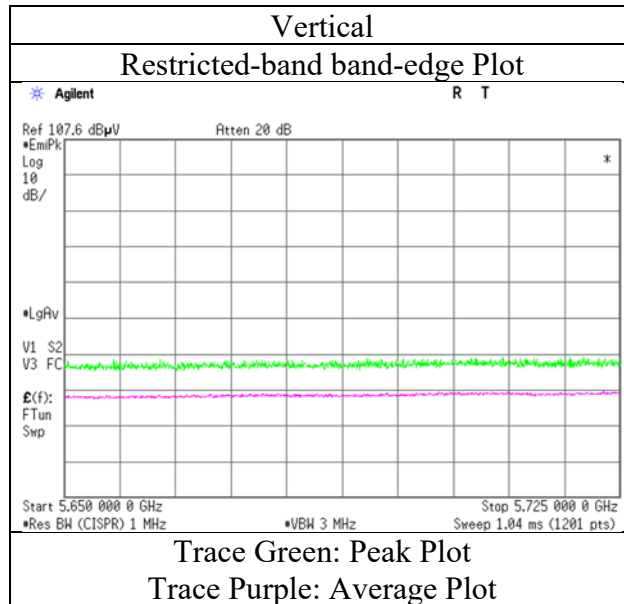
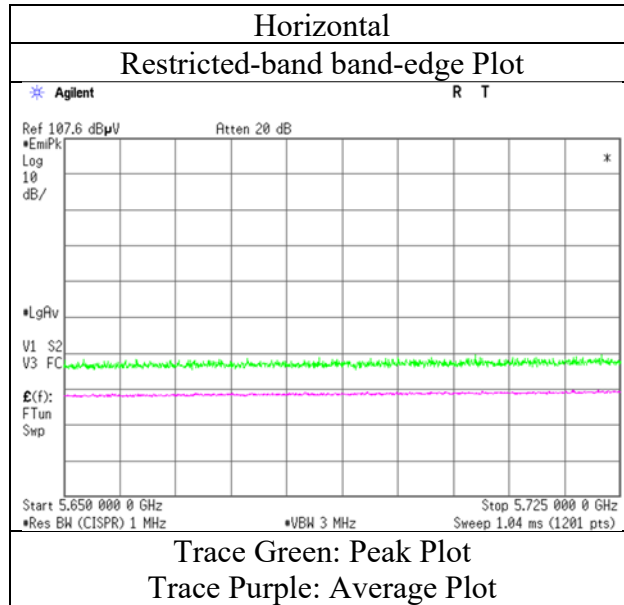
\*QP detector was used up to 1GHz.

Distance factor:            1 GHz - 10 GHz             $20\log(3.95\text{ m} / 3.0\text{ m}) = 2.39\text{ dB}$

### Radiated Spurious Emission

Test place	Ise EMC Lab.
Semi Anechoic Chamber	No.3
Date	January 11, 2023
Temperature / Humidity	20 deg. C / 30 % RH
Engineer	Sayaka Hara (1 GHz - 10 GHz)
Mode	Tx 11ax-40 5755 MHz (52-tone RU)

#### RU Index 37



\* The measurement was conducted for a sufficiently long enough time to detect any possible spurious emissions. Final result of restricted band edge was shown in tabular data.

## Radiated Spurious Emission

Test place	Ise EMC Lab.
Semi Anechoic Chamber	No.3
Date	January 11, 2023
Temperature / Humidity	20 deg. C / 30 % RH
Engineer	Sayaka Hara (1 GHz - 10 GHz)
Mode	Tx 11ax-40 5755 MHz (106-tone RU)

### RU Index 53

Polarity	Frequency	Reading (QP / PK)	Reading (AV)	Ant. Factor	Loss	Gain	Duty Factor	Result (QP / PK)	Result (AV)	Limit (QP / PK)	Limit (AV)	Margin (QP / PK)	Margin (AV)	Remark
[Hori/Vert]	[MHz]	[dBuV]	[dBuV]	[dB/m]	[dB]	[dB]	[dB]	[dBuV/m]	[dBuV/m]	[dBuV/m]	[dBuV/m]	[dB]	[dB]	
Hori.	5650.0	42.3	-	31.8	6.7	32.0	-	48.8	-	68.2	-	19.4	-	
Hori.	5700.0	45.3	-	31.8	6.7	32.0	-	51.9	-	105.2	-	53.3	-	
Hori.	5720.0	46.1	-	31.9	6.7	32.0	-	52.8	-	110.8	-	58.0	-	
Hori.	5725.0	46.9	-	31.9	6.7	32.0	-	53.5	-	122.2	-	68.7	-	
Vert.	5650.0	42.8	-	31.8	6.7	32.0	-	49.3	-	68.2	-	19.0	-	
Vert.	5700.0	45.3	-	31.8	6.7	32.0	-	51.9	-	105.2	-	53.4	-	
Vert.	5720.0	46.2	-	31.9	6.7	32.0	-	52.8	-	110.8	-	58.0	-	
Vert.	5725.0	47.7	-	31.9	6.7	32.0	-	54.4	-	122.2	-	67.8	-	

Result (QP / PK) = Reading + Ant Factor + Loss (Cable+Attenuator+Filter+Distance factor(above 1 GHz)) - Gain(Amplifier)

Result (AV) = Reading + Ant Factor + Loss (Cable+Attenuator+Filter+Distance factor(above 1 GHz)) - Gain(Amplifier) + Duty factor

\*Other frequency noises omitted in this report were not seen or had enough margin (more than 20 dB).

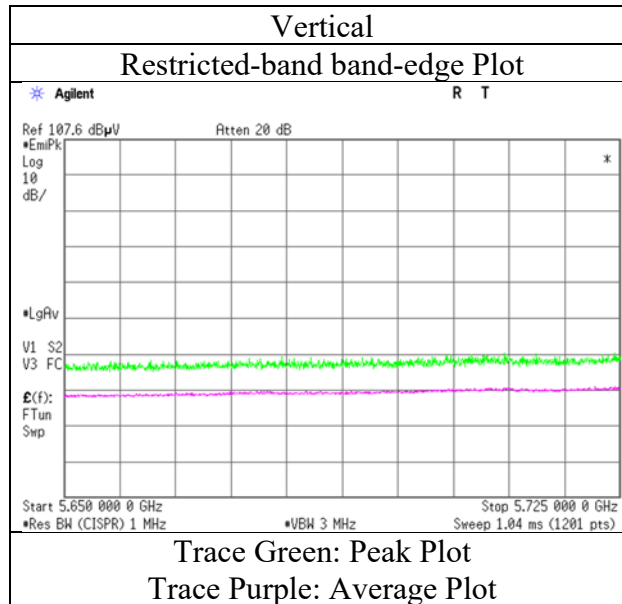
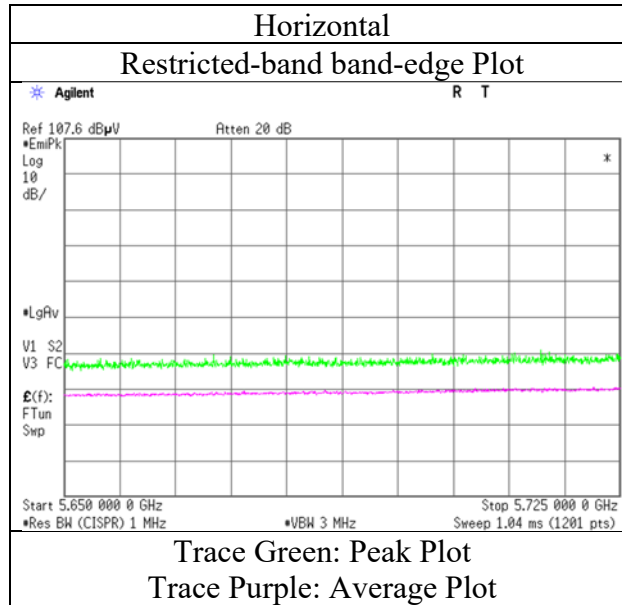
\*QP detector was used up to 1GHz.

Distance factor:      1 GHz - 10 GHz       $20\log(3.95 \text{ m} / 3.0 \text{ m}) = 2.39 \text{ dB}$

### Radiated Spurious Emission

Test place	Ise EMC Lab.
Semi Anechoic Chamber	No.3
Date	January 11, 2023
Temperature / Humidity	20 deg. C / 30 % RH
Engineer	Sayaka Hara (1 GHz - 10 GHz)
Mode	Tx 11ax-40 5755 MHz (106-tone RU)

#### RU Index 53



\* The measurement was conducted for a sufficiently long enough time to detect any possible spurious emissions. Final result of restricted band edge was shown in tabular data.

## Radiated Spurious Emission

Test place	Ise EMC Lab.
Semi Anechoic Chamber	No.3
Date	January 11, 2023
Temperature / Humidity	20 deg. C / 30 % RH
Engineer	Sayaka Hara
	(1 GHz - 10 GHz)
Mode	Tx 11ax-40 5755 MHz (242-tone RU)

### RU Index 61

Polarity	Frequency	Reading (QP / PK)	Reading (AV)	Ant. Factor	Loss	Gain	Duty Factor	Result (QP / PK)	Result (AV)	Limit (QP / PK)	Limit (AV)	Margin (QP / PK)	Margin (AV)	Remark
[Hori/Vert]	[MHz]	[dBuV]	[dBuV]	[dB/m]	[dB]	[dB]	[dB]	[dBuV/m]	[dBuV/m]	[dBuV/m]	[dBuV/m]	[dB]	[dB]	
Hori.	5650.0	46.1	-	31.8	6.7	32.0	-	52.5	-	68.2	-	15.7	-	
Hori.	5700.0	47.6	-	31.8	6.7	32.0	-	54.2	-	105.2	-	51.0	-	
Hori.	5720.0	55.8	-	31.9	6.7	32.0	-	62.5	-	110.8	-	48.3	-	
Hori.	5725.0	56.8	-	31.9	6.7	32.0	-	63.4	-	122.2	-	58.8	-	
Vert.	5650.0	44.4	-	31.8	6.7	32.0	-	50.9	-	68.2	-	17.3	-	
Vert.	5700.0	48.6	-	31.8	6.7	32.0	-	55.2	-	105.2	-	50.0	-	
Vert.	5720.0	54.4	-	31.9	6.7	32.0	-	61.0	-	110.8	-	49.8	-	
Vert.	5725.0	56.5	-	31.9	6.7	32.0	-	63.2	-	122.2	-	59.0	-	

Result (QP / PK) = Reading + Ant Factor + Loss (Cable+Attenuator+Filter+Distance factor(above 1 GHz)) - Gain(Amplifier)

Result (AV)= Reading + Ant Factor + Loss (Cable+Attenuator+Filter+Distance factor(above 1 GHz)) - Gain(Amplifier) + Duty factor

\*Other frequency noises omitted in this report were not seen or had enough margin (more than 20 dB).

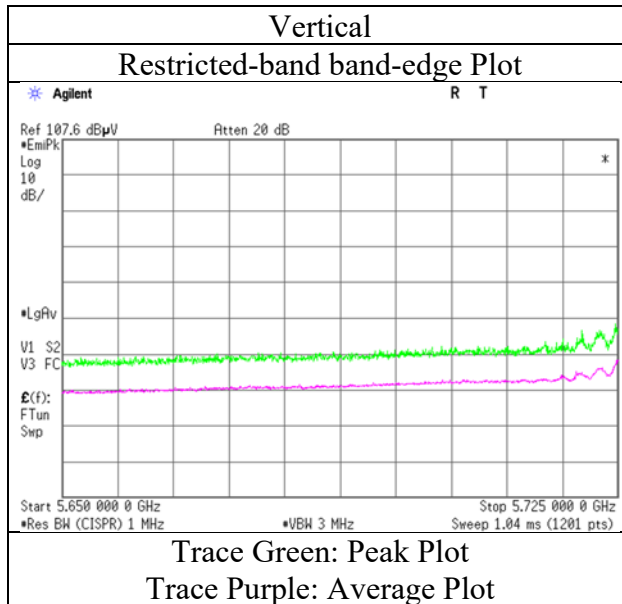
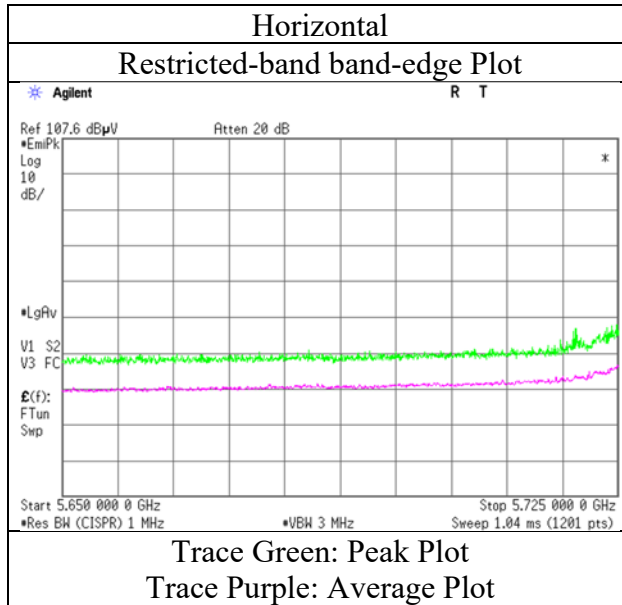
\*QP detector was used up to 1GHz.

Distance factor:            1 GHz - 10 GHz             $20\log(3.95\text{ m} / 3.0\text{ m}) = 2.39\text{ dB}$

### Radiated Spurious Emission

Test place	Ise EMC Lab.
Semi Anechoic Chamber	No.3
Date	January 11, 2023
Temperature / Humidity	20 deg. C / 30 % RH
Engineer	Sayaka Hara (1 GHz - 10 GHz)
Mode	Tx 11ax-40 5755 MHz (242-tone RU)

#### RU Index 61



\* The measurement was conducted for a sufficiently long enough time to detect any possible spurious emissions. Final result of restricted band edge was shown in tabular data.

## Radiated Spurious Emission

Test place	Ise EMC Lab.
Semi Anechoic Chamber	No.3
Date	January 11, 2023
Temperature / Humidity	20 deg. C / 30 % RH
Engineer	Sayaka Hara (1 GHz - 10 GHz)
Mode	Tx 11ax-40 5755 MHz (484-tone RU)

### RU Index 65

Polarity	Frequency	Reading (QP / PK)	Reading (AV)	Ant. Factor	Loss	Gain	Duty Factor	Result (QP / PK)	Result (AV)	Limit (QP / PK)	Limit (AV)	Margin (QP / PK)	Margin (AV)	Remark
[Hori/Vert]	[MHz]	[dBuV]	[dBuV]	[dB/m]	[dB]	[dB]	[dB]	[dBuV/m]	[dBuV/m]	[dBuV/m]	[dBuV/m]	[dB]	[dB]	
Hori.	5650.0	46.2	-	31.8	6.7	32.0	-	52.7	-	68.2	-	15.5	-	
Hori.	5700.0	50.1	-	31.8	6.7	32.0	-	56.7	-	105.2	-	48.6	-	
Hori.	5720.0	57.9	-	31.9	6.7	32.0	-	64.6	-	110.8	-	46.3	-	
Hori.	5725.0	58.6	-	31.9	6.7	32.0	-	65.3	-	122.2	-	57.0	-	
Vert.	5650.0	45.8	-	31.8	6.7	32.0	-	52.3	-	68.2	-	15.9	-	
Vert.	5700.0	48.8	-	31.8	6.7	32.0	-	55.4	-	105.2	-	49.8	-	
Vert.	5720.0	58.6	-	31.9	6.7	32.0	-	65.2	-	110.8	-	45.6	-	
Vert.	5725.0	58.9	-	31.9	6.7	32.0	-	65.5	-	122.2	-	56.7	-	

Result (QP / PK) = Reading + Ant Factor + Loss (Cable+Attenuator+Filter+Distance factor(above 1 GHz)) - Gain(Amplifier)

Result (AV)= Reading + Ant Factor + Loss (Cable+Attenuator+Filter+Distance factor(above 1 GHz)) - Gain(Amplifier) + Duty factor

\*Other frequency noises omitted in this report were not seen or had enough margin (more than 20 dB).

\*QP detector was used up to 1GHz.

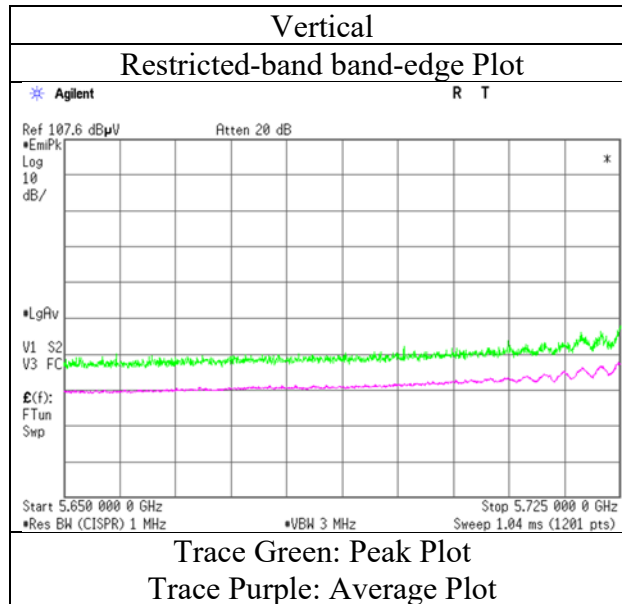
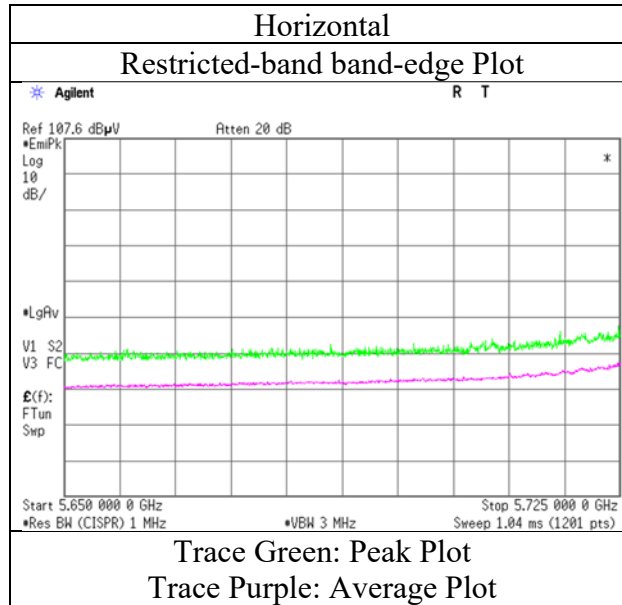
Distance factor:            1 GHz - 10 GHz             $20\log(3.95 \text{ m} / 3.0 \text{ m}) = 2.39 \text{ dB}$



### Radiated Spurious Emission

Test place	Ise EMC Lab.
Semi Anechoic Chamber	No.3
Date	January 11, 2023
Temperature / Humidity	20 deg. C / 30 % RH
Engineer	Sayaka Hara (1 GHz - 10 GHz)
Mode	Tx 11ax-40 5755 MHz (484-tone RU)

#### RU Index 61



\* The measurement was conducted for a sufficiently long enough time to detect any possible spurious emissions. Final result of restricted band edge was shown in tabular data.

## Radiated Spurious Emission

Test place	Ise EMC Lab.
Semi Anechoic Chamber	No.3
Date	January 11, 2023
Temperature / Humidity	20 deg. C / 30 % RH
Engineer	Sayaka Hara (1 GHz - 10 GHz)
Mode	Tx 11ax-40 5795 MHz (26-tone RU)

### RU Index 17

Polarity	Frequency	Reading (QP / PK)	Reading (AV)	Ant. Factor	Loss	Gain	Duty Factor	Result (QP / PK)	Result (AV)	Limit (QP / PK)	Limit (AV)	Margin (QP / PK)	Margin (AV)	Remark
[Hori/Vert]	[MHz]	[dBuV]	[dBuV]	[dB/m]	[dB]	[dB]	[dB]	[dBuV/m]	[dBuV/m]	[dBuV/m]	[dBuV/m]	[dB]	[dB]	
Hori.	5850.0	41.7	-	32.2	6.8	32.0	-	48.7	-	122.2	-	73.5	-	
Hori.	5855.0	41.6	-	32.2	6.8	32.0	-	48.7	-	110.8	-	62.2	-	
Hori.	5875.0	41.3	-	32.3	6.8	32.0	-	48.4	-	105.2	-	56.8	-	
Hori.	5925.0	41.1	-	32.3	6.8	32.0	-	48.3	-	68.2	-	19.9	-	
Vert.	5850.0	41.9	-	32.2	6.8	32.0	-	48.9	-	122.2	-	73.3	-	
Vert.	5855.0	41.9	-	32.2	6.8	32.0	-	48.9	-	110.8	-	61.9	-	
Vert.	5875.0	41.3	-	32.3	6.8	32.0	-	48.4	-	105.2	-	56.8	-	
Vert.	5925.0	40.9	-	32.3	6.8	32.0	-	48.1	-	68.2	-	20.1	-	

Result (QP / PK) = Reading + Ant Factor + Loss (Cable+Attenuator+Filter+Distance factor(above 1 GHz)) - Gain(Amplifier)

Result (AV) = Reading + Ant Factor + Loss (Cable+Attenuator+Filter+Distance factor(above 1 GHz)) - Gain(Amplifier) + Duty factor

\*Other frequency noises omitted in this report were not seen or had enough margin (more than 20 dB).

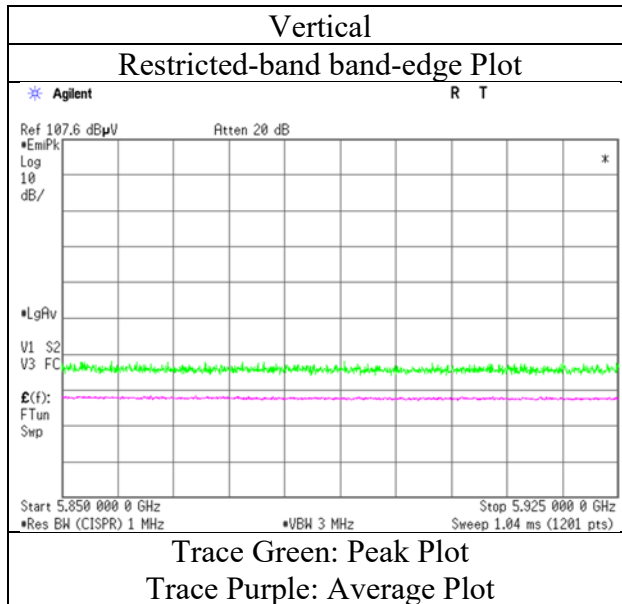
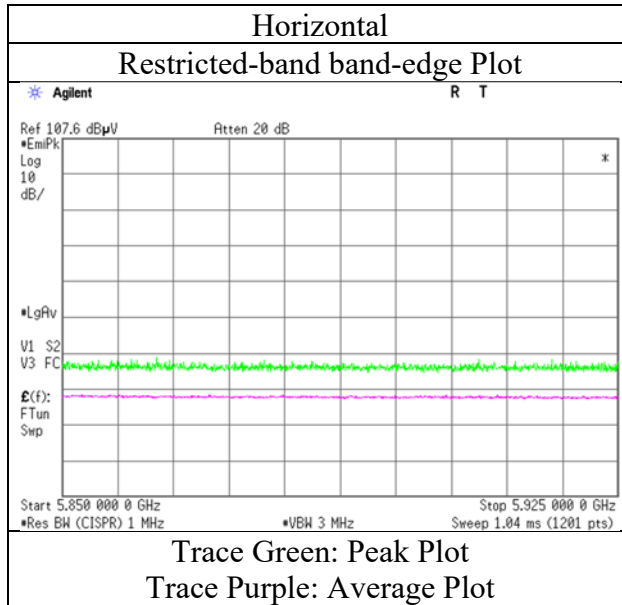
\*QP detector was used up to 1GHz.

Distance factor:      1 GHz - 10 GHz       $20\log(3.95 \text{ m} / 3.0 \text{ m}) = 2.39 \text{ dB}$

### Radiated Spurious Emission

Test place	Ise EMC Lab.
Semi Anechoic Chamber	No.3
Date	January 11, 2023
Temperature / Humidity	20 deg. C / 30 % RH
Engineer	Sayaka Hara (1 GHz - 10 GHz)
Mode	Tx 11ax-40 5795 MHz (26-tone RU)

#### RU Index 17



\* The measurement was conducted for a sufficiently long enough time to detect any possible spurious emissions. Final result of restricted band edge was shown in tabular data.

## Radiated Spurious Emission

Test place	Ise EMC Lab.
Semi Anechoic Chamber	No.3
Date	January 11, 2023
Temperature / Humidity	20 deg. C / 30 % RH
Engineer	Sayaka Hara (1 GHz - 10 GHz)
Mode	Tx 11ax-40 5795 MHz (52-tone RU)

### RU Index 44

Polarity	Frequency	Reading (QP / PK)	Reading (AV)	Ant. Factor	Loss	Gain	Duty Factor	Result (QP / PK)	Result (AV)	Limit (QP / PK)	Limit (AV)	Margin (QP / PK)	Margin (AV)	Remark
[Hori/Vert]	[MHz]	[dBuV]	[dBuV]	[dB/m]	[dB]	[dB]	[dB]	[dBuV/m]	[dBuV/m]	[dBuV/m]	[dBuV/m]	[dB]	[dB]	
Hori.	5850.0	44.7	-	32.2	6.8	32.0	-	51.7	-	122.2	-	70.5	-	
Hori.	5855.0	44.0	-	32.2	6.8	32.0	-	51.0	-	110.8	-	59.8	-	
Hori.	5875.0	43.1	-	32.3	6.8	32.0	-	50.2	-	105.2	-	55.0	-	
Hori.	5925.0	42.4	-	32.3	6.8	32.0	-	49.5	-	68.2	-	18.7	-	
Vert.	5850.0	44.3	-	32.2	6.8	32.0	-	51.3	-	122.2	-	70.9	-	
Vert.	5855.0	44.1	-	32.2	6.8	32.0	-	51.1	-	110.8	-	59.7	-	
Vert.	5875.0	42.7	-	32.3	6.8	32.0	-	49.7	-	105.2	-	55.5	-	
Vert.	5925.0	42.6	-	32.3	6.8	32.0	-	49.7	-	68.2	-	18.5	-	

Result (QP / PK) = Reading + Ant Factor + Loss (Cable+Attenuator+Filter+Distance factor(above 1 GHz)) - Gain(Amplifier)

Result (AV) = Reading + Ant Factor + Loss (Cable+Attenuator+Filter+Distance factor(above 1 GHz)) - Gain(Amplifier) + Duty factor

\*Other frequency noises omitted in this report were not seen or had enough margin (more than 20 dB).

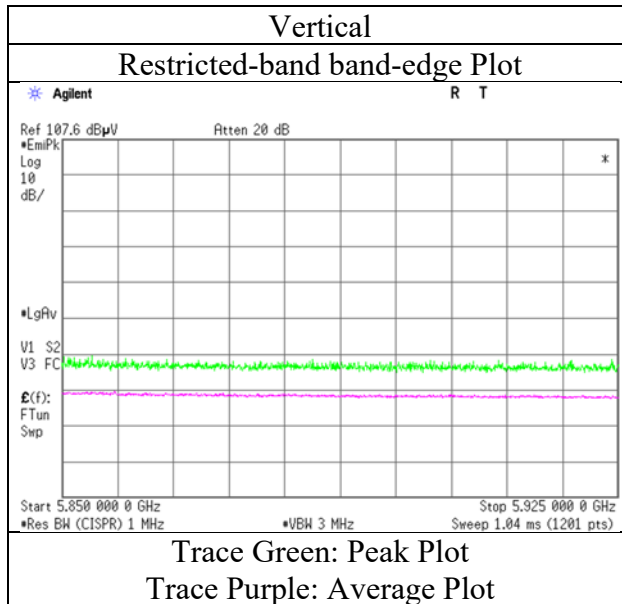
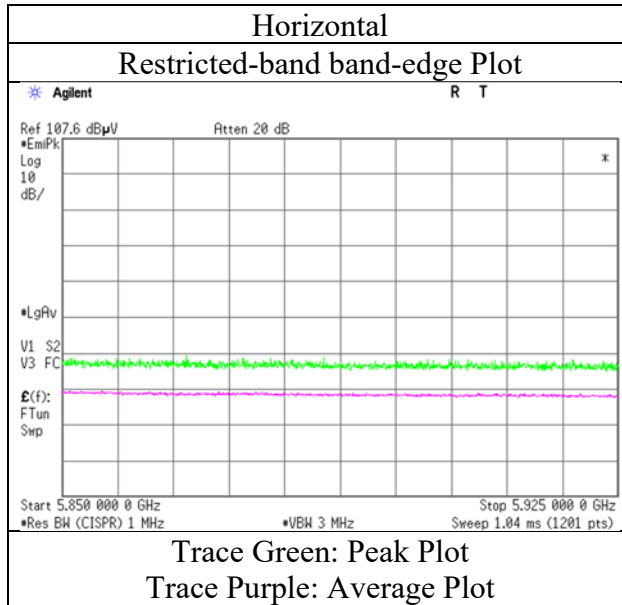
\*QP detector was used up to 1GHz.

Distance factor:      1 GHz - 10 GHz       $20\log(3.95 \text{ m} / 3.0 \text{ m}) = 2.39 \text{ dB}$

### Radiated Spurious Emission

Test place	Ise EMC Lab.
Semi Anechoic Chamber	No.3
Date	January 11, 2023
Temperature / Humidity	20 deg. C / 30 % RH
Engineer	Sayaka Hara (1 GHz - 10 GHz)
Mode	Tx 11ax-40 5795 MHz (52-tone RU)

#### RU Index 44



\* The measurement was conducted for a sufficiently long enough time to detect any possible spurious emissions. Final result of restricted band edge was shown in tabular data.

## Radiated Spurious Emission

Test place	Ise EMC Lab.
Semi Anechoic Chamber	No.3
Date	January 11, 2023
Temperature / Humidity	20 deg. C / 30 % RH
Engineer	Sayaka Hara
	(1 GHz - 10 GHz)
Mode	Tx 11ax-40 5795 MHz (106-tone RU)

### RU Index 56

Polarity	Frequency	Reading (QP / PK)	Reading (AV)	Ant. Factor	Loss	Gain	Duty Factor	Result (QP / PK)	Result (AV)	Limit (QP / PK)	Limit (AV)	Margin (QP / PK)	Margin (AV)	Remark
[Hori/Vert]	[MHz]	[dBuV]	[dBuV]	[dB/m]	[dB]	[dB]	[dB]	[dBuV/m]	[dBuV/m]	[dBuV/m]	[dBuV/m]	[dB]	[dB]	
Hori.	5850.0	45.3	-	32.2	6.8	32.0	-	52.3	-	122.2	-	69.9	-	
Hori.	5855.0	44.9	-	32.2	6.8	32.0	-	52.0	-	110.8	-	58.8	-	
Hori.	5875.0	44.2	-	32.3	6.8	32.0	-	51.2	-	105.2	-	54.0	-	
Hori.	5925.0	43.0	-	32.3	6.8	32.0	-	50.2	-	68.2	-	18.0	-	
Vert.	5850.0	45.2	-	32.2	6.8	32.0	-	52.2	-	122.2	-	70.0	-	
Vert.	5855.0	45.1	-	32.2	6.8	32.0	-	52.1	-	110.8	-	58.7	-	
Vert.	5875.0	44.8	-	32.3	6.8	32.0	-	51.9	-	105.2	-	53.4	-	
Vert.	5925.0	43.7	-	32.3	6.8	32.0	-	50.8	-	68.2	-	17.4	-	

Result (QP / PK) = Reading + Ant Factor + Loss (Cable+Attenuator+Filter+Distance factor(above 1 GHz)) - Gain(Amplifier)

Result (AV) = Reading + Ant Factor + Loss (Cable+Attenuator+Filter+Distance factor(above 1 GHz)) - Gain(Amplifier) + Duty factor

\*Other frequency noises omitted in this report were not seen or had enough margin (more than 20 dB).

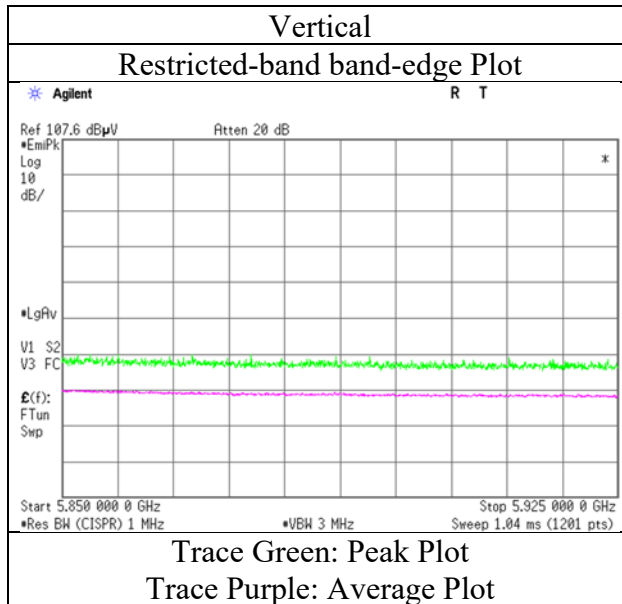
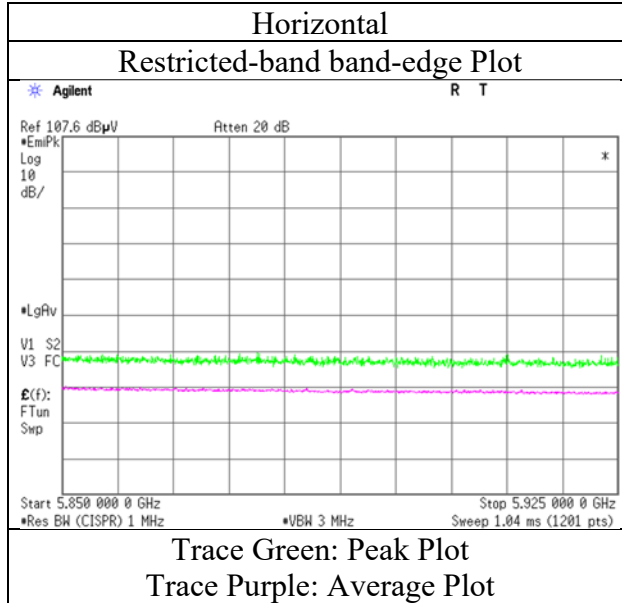
\*QP detector was used up to 1GHz.

Distance factor: 1 GHz - 10 GHz       $20\log(3.95 \text{ m} / 3.0 \text{ m}) = 2.39 \text{ dB}$

### Radiated Spurious Emission

Test place	Ise EMC Lab.
Semi Anechoic Chamber	No.3
Date	January 11, 2023
Temperature / Humidity	20 deg. C / 30 % RH
Engineer	Sayaka Hara (1 GHz - 10 GHz)
Mode	Tx 11ax-40 5795 MHz (106-tone RU)

#### RU Index 56



\* The measurement was conducted for a sufficiently long enough time to detect any possible spurious emissions. Final result of restricted band edge was shown in tabular data.

## Radiated Spurious Emission

Test place	Ise EMC Lab.
Semi Anechoic Chamber	No.3
Date	January 11, 2023
Temperature / Humidity	20 deg. C / 30 % RH
Engineer	Sayaka Hara
	(1 GHz - 10 GHz)
Mode	Tx 11ax-40 5795 MHz (242-tone RU)

### RU Index 62

Polarity	Frequency	Reading (QP / PK)	Reading (AV)	Ant. Factor	Loss	Gain	Duty Factor	Result (QP / PK)	Result (AV)	Limit (QP / PK)	Limit (AV)	Margin (QP / PK)	Margin (AV)	Remark
[Hori/Vert]	[MHz]	[dBuV]	[dBuV]	[dB/m]	[dB]	[dB]	[dB]	[dBuV/m]	[dBuV/m]	[dBuV/m]	[dBuV/m]	[dB]	[dB]	
Hori.	5850.0	47.9	-	32.2	6.8	32.0	-	54.9	-	122.2	-	67.3	-	
Hori.	5855.0	47.4	-	32.2	6.8	32.0	-	54.4	-	110.8	-	56.4	-	
Hori.	5875.0	46.0	-	32.3	6.8	32.0	-	53.1	-	105.2	-	52.1	-	
Hori.	5925.0	44.8	-	32.3	6.8	32.0	-	52.0	-	68.2	-	16.2	-	
Vert.	5850.0	47.8	-	32.2	6.8	32.0	-	54.8	-	122.2	-	67.4	-	
Vert.	5855.0	46.3	-	32.2	6.8	32.0	-	53.4	-	110.8	-	57.5	-	
Vert.	5875.0	46.2	-	32.3	6.8	32.0	-	53.2	-	105.2	-	52.0	-	
Vert.	5925.0	44.1	-	32.3	6.8	32.0	-	51.2	-	68.2	-	17.0	-	

Result (QP / PK) = Reading + Ant Factor + Loss (Cable+Attenuator+Filter+Distance factor(above 1 GHz)) - Gain(Amplifier)

Result (AV)= Reading + Ant Factor + Loss (Cable+Attenuator+Filter+Distance factor(above 1 GHz)) - Gain(Amplifier) + Duty factor

\*Other frequency noises omitted in this report were not seen or had enough margin (more than 20 dB).

\*QP detector was used up to 1GHz.

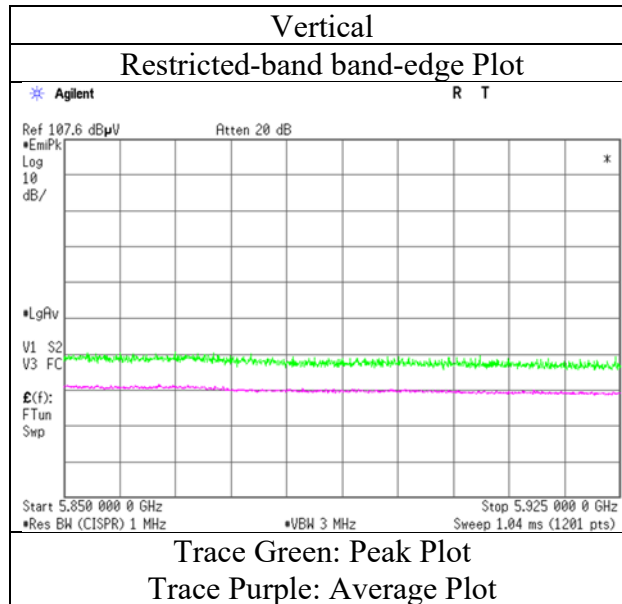
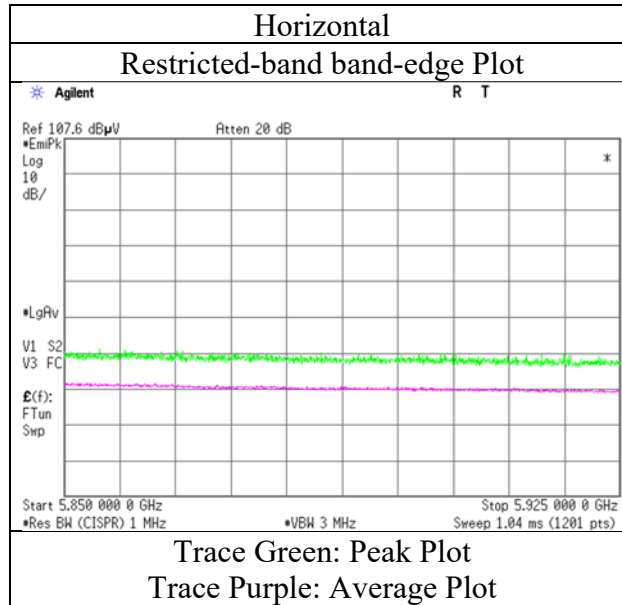
Distance factor:            1 GHz - 10 GHz             $20\log(3.95\text{ m} / 3.0\text{ m}) = 2.39\text{ dB}$



### Radiated Spurious Emission

Test place	Ise EMC Lab.
Semi Anechoic Chamber	No.3
Date	January 11, 2023
Temperature / Humidity	20 deg. C / 30 % RH
Engineer	Sayaka Hara (1 GHz - 10 GHz)
Mode	Tx 11ax-40 5795 MHz (242-tone RU)

#### RU Index 62



\* The measurement was conducted for a sufficiently long enough time to detect any possible spurious emissions. Final result of restricted band edge was shown in tabular data.

## Radiated Spurious Emission

Test place	Ise EMC Lab.
Semi Anechoic Chamber	No.3
Date	January 11, 2023
Temperature / Humidity	20 deg. C / 30 % RH
Engineer	Sayaka Hara (1 GHz - 10 GHz)
Mode	Tx 11ax-40 5795 MHz (484-tone RU)

### RU Index 65

Polarity	Frequency	Reading (QP / PK)	Reading (AV)	Ant. Factor	Loss	Gain	Duty Factor	Result (QP / PK)	Result (AV)	Limit (QP / PK)	Limit (AV)	Margin (QP / PK)	Margin (AV)	Remark
[Hori/Vert]	[MHz]	[dBuV]	[dBuV]	[dB/m]	[dB]	[dB]	[dB]	[dBuV/m]	[dBuV/m]	[dBuV/m]	[dBuV/m]	[dB]	[dB]	
Hori.	5850.0	47.9	-	32.2	6.8	32.0	-	54.9	-	122.2	-	67.3	-	
Hori.	5855.0	47.7	-	32.2	6.8	32.0	-	54.7	-	110.8	-	56.1	-	
Hori.	5875.0	46.4	-	32.3	6.8	32.0	-	53.5	-	105.2	-	51.7	-	
Hori.	5925.0	44.9	-	32.3	6.8	32.0	-	52.0	-	68.2	-	16.2	-	
Vert.	5850.0	49.1	-	32.2	6.8	32.0	-	56.1	-	122.2	-	66.1	-	
Vert.	5855.0	48.8	-	32.2	6.8	32.0	-	55.8	-	110.8	-	55.0	-	
Vert.	5875.0	47.6	-	32.3	6.8	32.0	-	54.6	-	105.2	-	50.6	-	
Vert.	5925.0	45.3	-	32.3	6.8	32.0	-	52.4	-	68.2	-	15.8	-	

Result (QP / PK) = Reading + Ant Factor + Loss (Cable+Attenuator+Filter+Distance factor(above 1 GHz)) - Gain(Amplifier)

Result (AV)= Reading + Ant Factor + Loss (Cable+Attenuator+Filter+Distance factor(above 1 GHz)) - Gain(Amplifier) + Duty factor

\*Other frequency noises omitted in this report were not seen or had enough margin (more than 20 dB).

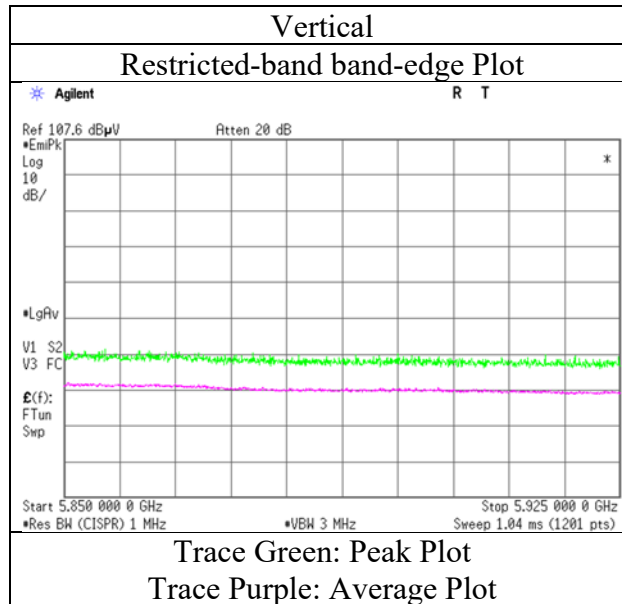
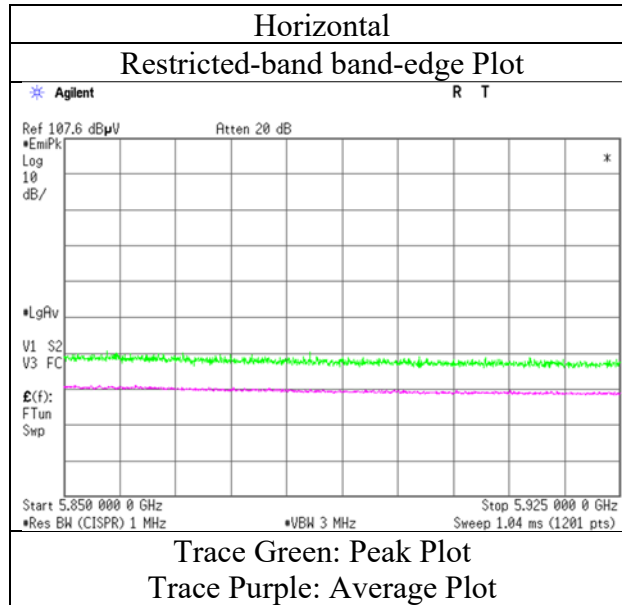
\*QP detector was used up to 1GHz.

Distance factor:            1 GHz - 10 GHz             $20\log(3.95\text{ m} / 3.0\text{ m}) = 2.39\text{ dB}$

### Radiated Spurious Emission

Test place	Ise EMC Lab.
Semi Anechoic Chamber	No.3
Date	January 11, 2023
Temperature / Humidity	20 deg. C / 30 % RH
Engineer	Sayaka Hara (1 GHz - 10 GHz)
Mode	Tx 11ax-40 5795 MHz (484-tone RU)

#### RU Index 65



\* The measurement was conducted for a sufficiently long enough time to detect any possible spurious emissions. Final result of restricted band edge was shown in tabular data.

## Radiated Spurious Emission

Test place	Ise EMC Lab.
Semi Anechoic Chamber	No.3
Date	January 11, 2023
Temperature / Humidity	20 deg. C / 30 % RH
Engineer	Sayaka Hara (1 GHz - 10 GHz)
Mode	Tx 11ax-80 5210 MHz (26-tone RU)

### RU Index 0

Polarity	Frequency	Reading (QP / PK)	Reading (AV)	Ant. Factor	Loss	Gain	Duty Factor	Result (QP / PK)	Result (AV)	Limit (QP / PK)	Limit (AV)	Margin (QP / PK)	Margin (AV)	Remark
[Hori/Vert]	[MHz]	[dBuV]	[dBuV]	[dB/m]	[dB]	[dB]	[dB]	[dBuV/m]	[dBuV/m]	[dBuV/m]	[dBuV/m]	[dB]	[dB]	
Hori.	5150.0	40.8	31.2	31.9	6.4	31.9	0.2	47.1	37.8	73.9	53.9	26.8	16.1	*1)
Vert.	5150.0	40.8	31.2	31.9	6.4	31.9	0.2	47.2	37.8	73.9	53.9	26.7	16.1	*1)

Result (QP / PK) = Reading + Ant Factor + Loss (Cable+Attenuator+Filter+Distance factor(above 1 GHz)) - Gain(Amplifier)

Result (AV)= Reading + Ant Factor + Loss (Cable+Attenuator+Filter+Distance factor(above 1 GHz)) - Gain(Amplifier) + Duty factor

\*Other frequency noises omitted in this report were not seen or had enough margin (more than 20 dB).

\*QP detector was used up to 1GHz.

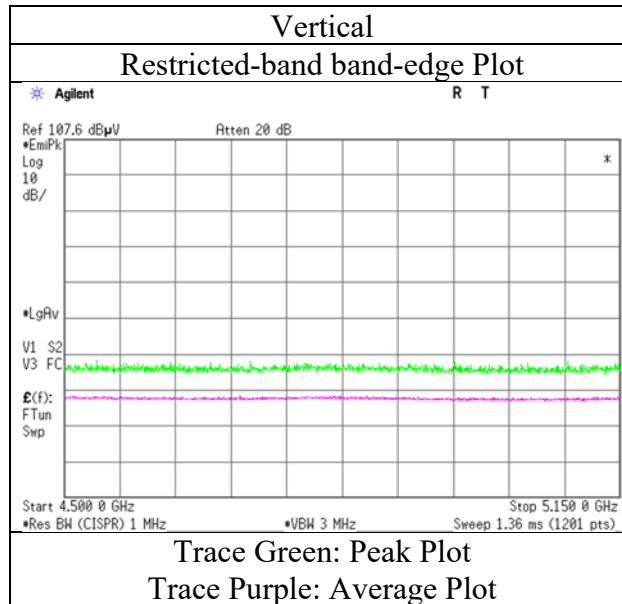
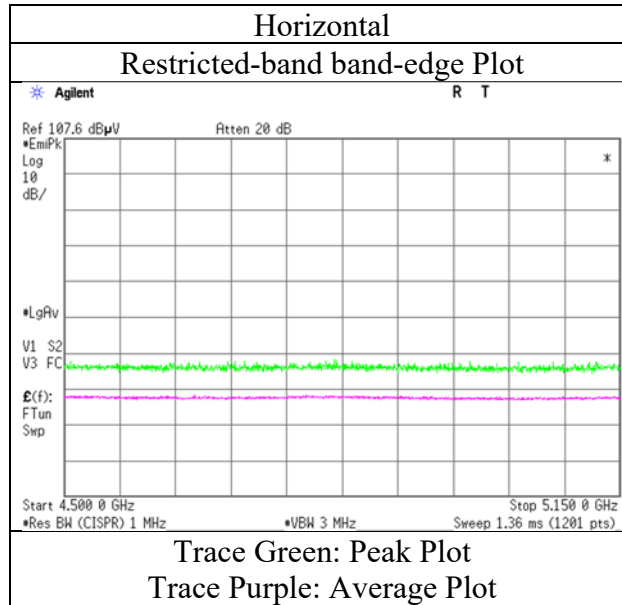
\*1) Not Out of Band emission(Leakage Power)

Distance factor:      1 GHz - 10 GHz       $20\log(3.95 \text{ m} / 3.0 \text{ m}) = 2.39 \text{ dB}$

### Radiated Spurious Emission

Test place	Ise EMC Lab.
Semi Anechoic Chamber	No.3
Date	January 11, 2023
Temperature / Humidity	20 deg. C / 30 % RH
Engineer	Sayaka Hara (1 GHz - 10 GHz)
Mode	Tx 11ax-80 5210 MHz (26-tone RU)

#### RU Index 0



\* The measurement was conducted for a sufficiently long enough time to detect any possible spurious emissions. Final result of restricted band edge was shown in tabular data.

## Radiated Spurious Emission

Test place	Ise EMC Lab.
Semi Anechoic Chamber	No.3
Date	January 11, 2023
Temperature / Humidity	20 deg. C / 30 % RH
Engineer	Sayaka Hara (1 GHz - 10 GHz)
Mode	Tx 11ax-80 5210 MHz (52-tone RU)

### RU Index 37

Polarity	Frequency	Reading (QP / PK)	Reading (AV)	Ant. Factor	Loss	Gain	Duty Factor	Result (QP / PK)	Result (AV)	Limit (QP / PK)	Limit (AV)	Margin (QP / PK)	Margin (AV)	Remark
[Hori/Vert]	[MHz]	[dBuV]	[dBuV]	[dB/m]	[dB]	[dB]	[dB]	[dBuV/m]	[dBuV/m]	[dBuV/m]	[dBuV/m]	[dB]	[dB]	
Hori.	5150.0	41.2	31.7	31.9	6.4	31.9	0.3	47.6	38.4	73.9	53.9	26.3	15.5	*1)
Vert.	5150.0	41.3	31.4	31.9	6.4	31.9	0.3	47.6	38.1	73.9	53.9	26.3	15.8	*1)

Result (QP / PK) = Reading + Ant Factor + Loss (Cable+Attenuator+Filter+Distance factor(above 1 GHz)) - Gain(Amplifier)

Result (AV)= Reading + Ant Factor + Loss (Cable+Attenuator+Filter+Distance factor(above 1 GHz)) - Gain(Amplifier) + Duty factor

\*Other frequency noises omitted in this report were not seen or had enough margin (more than 20 dB).

\*QP detector was used up to 1GHz.

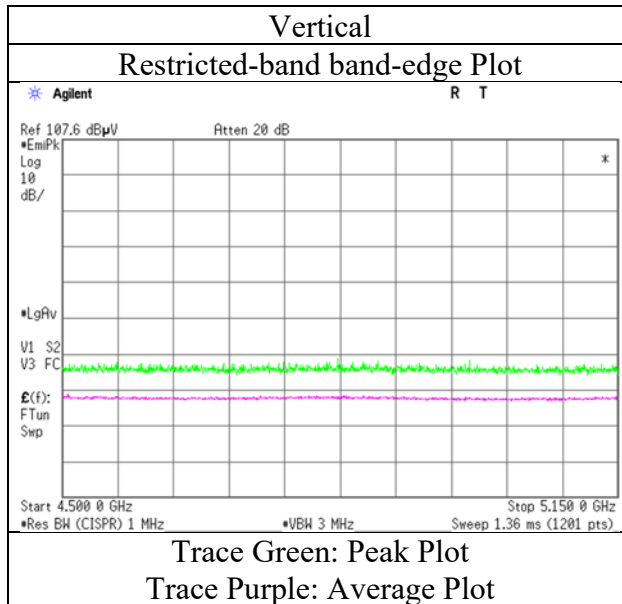
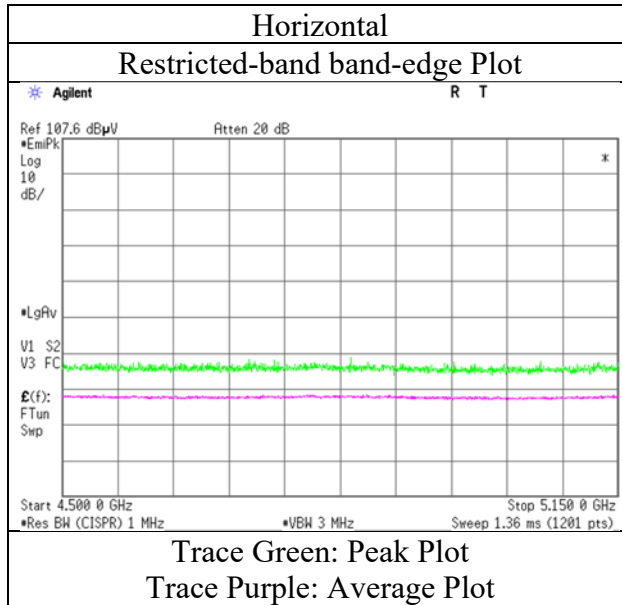
\*1) Not Out of Band emission(Leakage Power)

Distance factor:      1 GHz - 10 GHz       $20\log(3.95 \text{ m} / 3.0 \text{ m}) = 2.39 \text{ dB}$

### Radiated Spurious Emission

Test place	Ise EMC Lab.
Semi Anechoic Chamber	No.3
Date	January 11, 2023
Temperature / Humidity	20 deg. C / 30 % RH
Engineer	Sayaka Hara (1 GHz - 10 GHz)
Mode	Tx 11ax-80 5210 MHz (52-tone RU)

#### RU Index 37



\* The measurement was conducted for a sufficiently long enough time to detect any possible spurious emissions. Final result of restricted band edge was shown in tabular data.

## Radiated Spurious Emission

Test place	Ise EMC Lab.
Semi Anechoic Chamber	No.3
Date	January 11, 2023
Temperature / Humidity	20 deg. C / 30 % RH
Engineer	Sayaka Hara (1 GHz - 10 GHz)
Mode	Tx 11ax-80 5210 MHz (106-tone RU)

### RU Index 53

Polarity	Frequency	Reading (QP / PK)	Reading (AV)	Ant. Factor	Loss	Gain	Duty Factor	Result (QP / PK)	Result (AV)	Limit (QP / PK)	Limit (AV)	Margin (QP / PK)	Margin (AV)	Remark
[Hori/Vert]	[MHz]	[dBuV]	[dBuV]	[dB/m]	[dB]	[dB]	[dB]	[dBuV/m]	[dBuV/m]	[dBuV/m]	[dBuV/m]	[dB]	[dB]	
Hori.	5150.0	43.4	33.5	31.9	6.4	31.9	0.3	49.7	40.2	73.9	53.9	24.2	13.7	*1)
Vert.	5150.0	43.2	32.9	31.9	6.4	31.9	0.3	49.6	39.6	73.9	53.9	24.4	14.3	*1)

Result (QP / PK) = Reading + Ant Factor + Loss (Cable+Attenuator+Filter+Distance factor(above 1 GHz)) - Gain(Amplifier)

Result (AV)= Reading + Ant Factor + Loss (Cable+Attenuator+Filter+Distance factor(above 1 GHz)) - Gain(Amplifier) + Duty factor

\*Other frequency noises omitted in this report were not seen or had enough margin (more than 20 dB).

\*QP detector was used up to 1GHz.

\*1) Not Out of Band emission(Leakage Power)

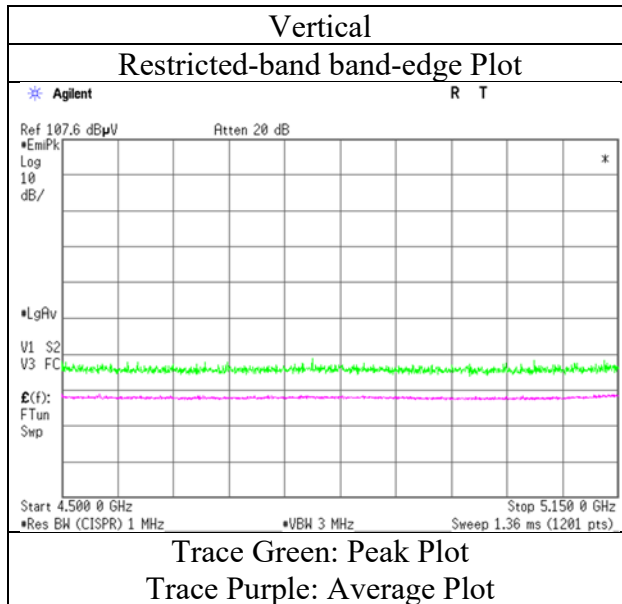
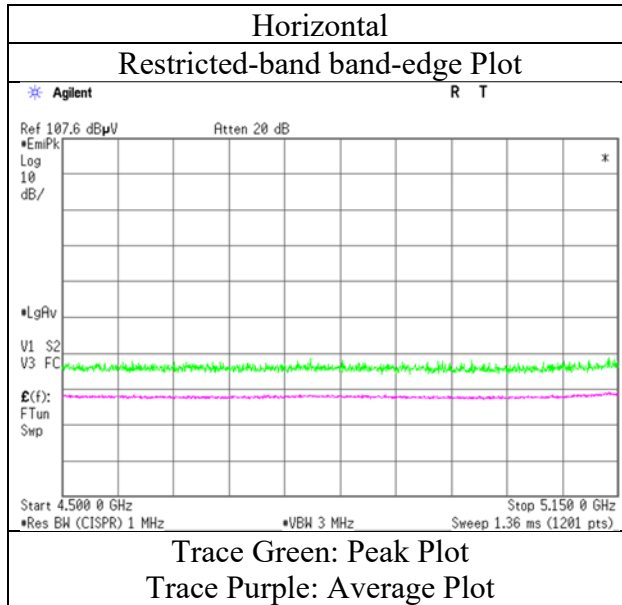
Distance factor:      1 GHz - 10 GHz       $20\log(3.95\text{ m} / 3.0\text{ m}) = 2.39\text{ dB}$



### Radiated Spurious Emission

Test place	Ise EMC Lab.
Semi Anechoic Chamber	No.3
Date	January 11, 2023
Temperature / Humidity	20 deg. C / 30 % RH
Engineer	Sayaka Hara (1 GHz - 10 GHz)
Mode	Tx 11ax-80 5210 MHz (106-tone RU)

#### RU Index 53



\* The measurement was conducted for a sufficiently long enough time to detect any possible spurious emissions. Final result of restricted band edge was shown in tabular data.

## Radiated Spurious Emission

Test place	Ise EMC Lab.
Semi Anechoic Chamber	No.3
Date	January 11, 2023
Temperature / Humidity	20 deg. C / 30 % RH
Engineer	Sayaka Hara (1 GHz - 10 GHz)
Mode	Tx 11ax-80 5210 MHz (242-tone RU)

### RU Index 61

Polarity	Frequency	Reading (QP / PK)	Reading (AV)	Ant. Factor	Loss	Gain	Duty Factor	Result (QP / PK)	Result (AV)	Limit (QP / PK)	Limit (AV)	Margin (QP / PK)	Margin (AV)	Remark
[Hori/Vert]	[MHz]	[dBuV]	[dBuV]	[dB/m]	[dB]	[dB]	[dB]	[dBuV/m]	[dBuV/m]	[dBuV/m]	[dBuV/m]	[dB]	[dB]	
Hori.	5150.0	46.1	35.9	31.9	6.4	31.9	0.4	52.4	42.6	73.9	53.9	21.5	11.3	*1)
Vert.	5150.0	45.7	34.9	31.9	6.4	31.9	0.4	52.0	41.6	73.9	53.9	21.9	12.3	*1)

Result (QP / PK) = Reading + Ant Factor + Loss (Cable+Attenuator+Filter+Distance factor(above 1 GHz)) - Gain(Amplifier)

Result (AV)= Reading + Ant Factor + Loss (Cable+Attenuator+Filter+Distance factor(above 1 GHz)) - Gain(Amplifier) + Duty factor

\*Other frequency noises omitted in this report were not seen or had enough margin (more than 20 dB).

\*QP detector was used up to 1GHz.

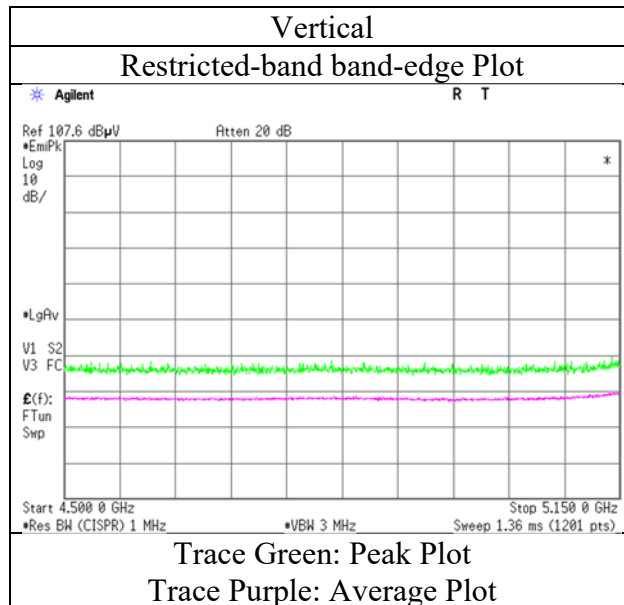
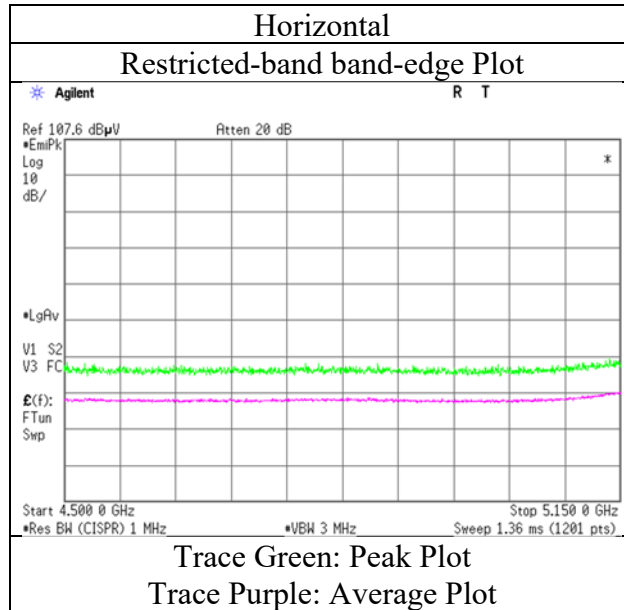
\*1) Not Out of Band emission(Leakage Power)

Distance factor: 1 GHz - 10 GHz       $20\log(3.95 \text{ m} / 3.0 \text{ m}) = 2.39 \text{ dB}$

### Radiated Spurious Emission

Test place	Ise EMC Lab.
Semi Anechoic Chamber	No.3
Date	January 11, 2023
Temperature / Humidity	20 deg. C / 30 % RH
Engineer	Sayaka Hara (1 GHz - 10 GHz)
Mode	Tx 11ax-80 5210 MHz (242-tone RU)

#### RU Index 61



\* The measurement was conducted for a sufficiently long enough time to detect any possible spurious emissions. Final result of restricted band edge was shown in tabular data.

## Radiated Spurious Emission

Test place	Ise EMC Lab.
Semi Anechoic Chamber	No.3
Date	January 11, 2023
Temperature / Humidity	20 deg. C / 30 % RH
Engineer	Sayaka Hara (1 GHz - 10 GHz)
Mode	Tx 11ax-80 5210 MHz (484-tone RU)

### RU Index 65

Polarity	Frequency	Reading (QP / PK)	Reading (AV)	Ant. Factor	Loss	Gain	Duty Factor	Result (QP / PK)	Result (AV)	Limit (QP / PK)	Limit (AV)	Margin (QP / PK)	Margin (AV)	Remark
[Hori/Vert]	[MHz]	[dBuV]	[dBuV]	[dB/m]	[dB]	[dB]	[dB]	[dBuV/m]	[dBuV/m]	[dBuV/m]	[dBuV/m]	[dB]	[dB]	
Hori.	5150.0	50.9	38.8	31.9	6.4	31.9	0.4	57.3	45.5	73.9	53.9	16.7	8.4	*1)
Vert.	5150.0	48.7	38.0	31.9	6.4	31.9	0.4	55.1	44.7	73.9	53.9	18.8	9.2	*1)

Result (QP / PK) = Reading + Ant Factor + Loss (Cable+Attenuator+Filter+Distance factor(above 1 GHz)) - Gain(Amplifier)

Result (AV)= Reading + Ant Factor + Loss (Cable+Attenuator+Filter+Distance factor(above 1 GHz)) - Gain(Amplifier) + Duty factor

\*Other frequency noises omitted in this report were not seen or had enough margin (more than 20 dB).

\*QP detector was used up to 1GHz.

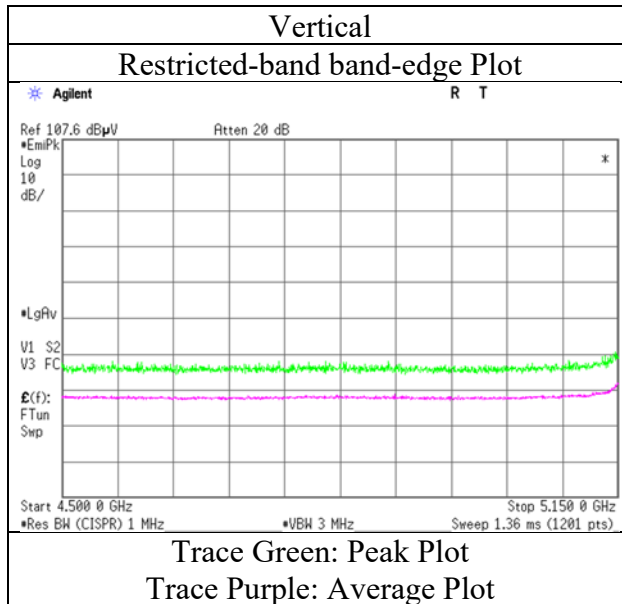
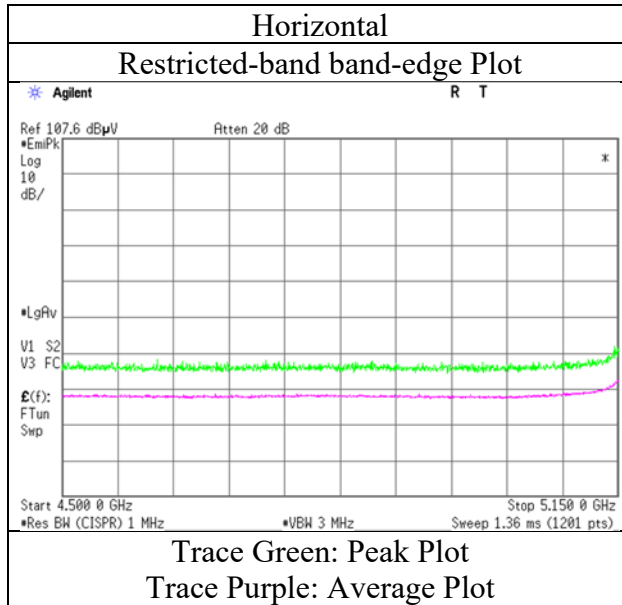
\*1) Not Out of Band emission(Leakage Power)

Distance factor: 1 GHz - 10 GHz       $20\log(3.95 \text{ m} / 3.0 \text{ m}) = 2.39 \text{ dB}$

### Radiated Spurious Emission

Test place	Ise EMC Lab.
Semi Anechoic Chamber	No.3
Date	January 11, 2023
Temperature / Humidity	20 deg. C / 30 % RH
Engineer	Sayaka Hara (1 GHz - 10 GHz)
Mode	Tx 11ax-80 5210 MHz (484-tone RU)

#### RU Index 65



\* The measurement was conducted for a sufficiently long enough time to detect any possible spurious emissions. Final result of restricted band edge was shown in tabular data.

## Radiated Spurious Emission

Test place	Ise EMC Lab.
Semi Anechoic Chamber	No.3
Date	January 11, 2023
Temperature / Humidity	20 deg. C / 30 % RH
Engineer	Sayaka Hara (1 GHz - 10 GHz)
Mode	Tx 11ax-80 5210 MHz (996-tone RU)

### RU Index 67

Polarity	Frequency	Reading (QP / PK)	Reading (AV)	Ant. Factor	Loss	Gain	Duty Factor	Result (QP / PK)	Result (AV)	Limit (QP / PK)	Limit (AV)	Margin (QP / PK)	Margin (AV)	Remark
[Hori/Vert]	[MHz]	[dBuV]	[dBuV]	[dB/m]	[dB]	[dB]	[dB]	[dBuV/m]	[dBuV/m]	[dBuV/m]	[dBuV/m]	[dB]	[dB]	
Hori.	5150.0	50.9	38.8	31.9	6.4	31.9	0.4	57.3	45.6	73.9	53.9	16.6	8.3	*1)
Vert.	5150.0	49.8	38.3	31.9	6.4	31.9	0.4	56.2	45.1	73.9	53.9	17.7	8.8	*1)

Result (QP / PK) = Reading + Ant Factor + Loss (Cable+Attenuator+Filter+Distance factor(above 1 GHz)) - Gain(Amplifier)

Result (AV) = Reading + Ant Factor + Loss (Cable+Attenuator+Filter+Distance factor(above 1 GHz)) - Gain(Amplifier) + Duty factor

\*Other frequency noises omitted in this report were not seen or had enough margin (more than 20 dB).

\*QP detector was used up to 1GHz.

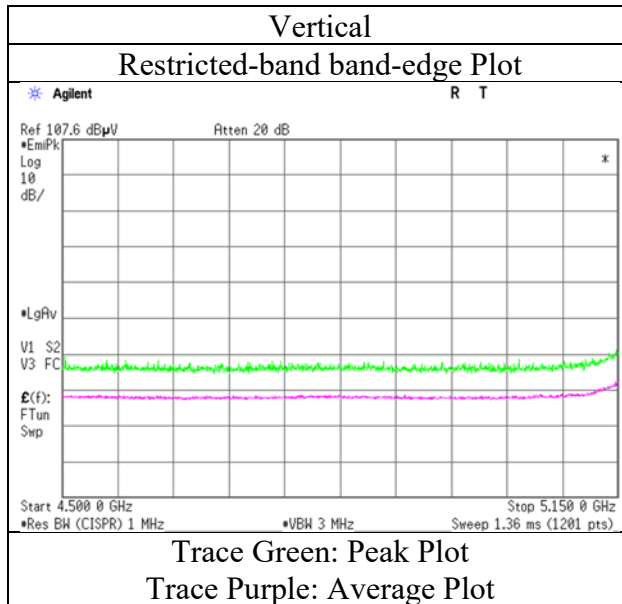
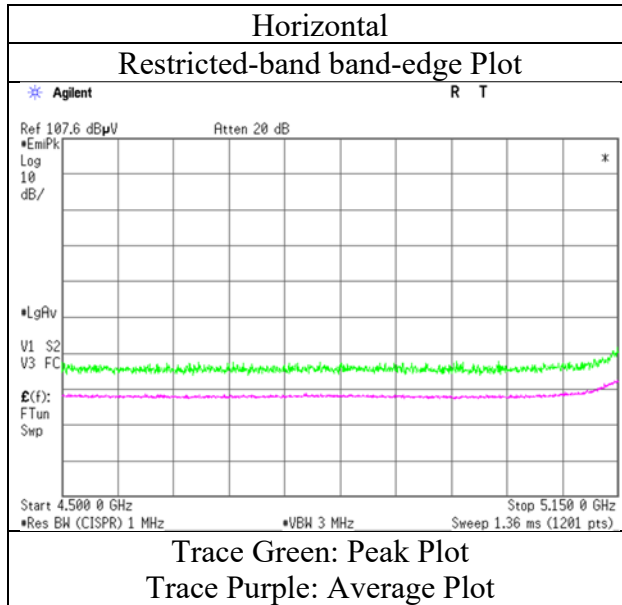
\*1) Not Out of Band emission(Leakage Power)

Distance factor:      1 GHz - 10 GHz       $20\log(3.95\text{ m} / 3.0\text{ m}) = 2.39\text{ dB}$

## Radiated Spurious Emission

Test place	Ise EMC Lab.
Semi Anechoic Chamber	No.3
Date	January 11, 2023
Temperature / Humidity	20 deg. C / 30 % RH
Engineer	Sayaka Hara (1 GHz - 10 GHz)
Mode	Tx 11ax-80 5210 MHz (996-tone RU)

### RU Index 67



\* The measurement was conducted for a sufficiently long enough time to detect any possible spurious emissions. Final result of restricted band edge was shown in tabular data.

## Radiated Spurious Emission

Test place	Ise EMC Lab.
Semi Anechoic Chamber	No.3
Date	January 11, 2023
Temperature / Humidity	20 deg. C / 30 % RH
Engineer	Sayaka Hara (1 GHz - 10 GHz)
Mode	Tx 11ax-80 5290 MHz (26-tone RU)

### RU Index 36

Polarity	Frequency	Reading (QP / PK)	Reading (AV)	Ant. Factor	Loss	Gain	Duty Factor	Result (QP / PK)	Result (AV)	Limit (QP / PK)	Limit (AV)	Margin (QP / PK)	Margin (AV)	Remark
[Hori/Vert]	[MHz]	[dBuV]	[dBuV]	[dB/m]	[dB]	[dB]	[dB]	[dBuV/m]	[dBuV/m]	[dBuV/m]	[dBuV/m]	[dB]	[dB]	
Hori.	5350.0	41.0	31.3	31.6	6.5	31.9	0.2	47.2	37.7	73.9	53.9	26.8	16.2	*1)
Vert.	5350.0	40.7	31.1	31.6	6.5	31.9	0.2	46.9	37.5	73.9	53.9	27.0	16.4	*1)

Result (QP / PK) = Reading + Ant Factor + Loss (Cable+Attenuator+Filter+Distance factor(above 1 GHz)) - Gain(Amplifier)

Result (AV)= Reading + Ant Factor + Loss (Cable+Attenuator+Filter+Distance factor(above 1 GHz)) - Gain(Amplifier) + Duty factor

\*Other frequency noises omitted in this report were not seen or had enough margin (more than 20 dB).

\*QP detector was used up to 1GHz.

\*1) Not Out of Band emission(Leakage Power)

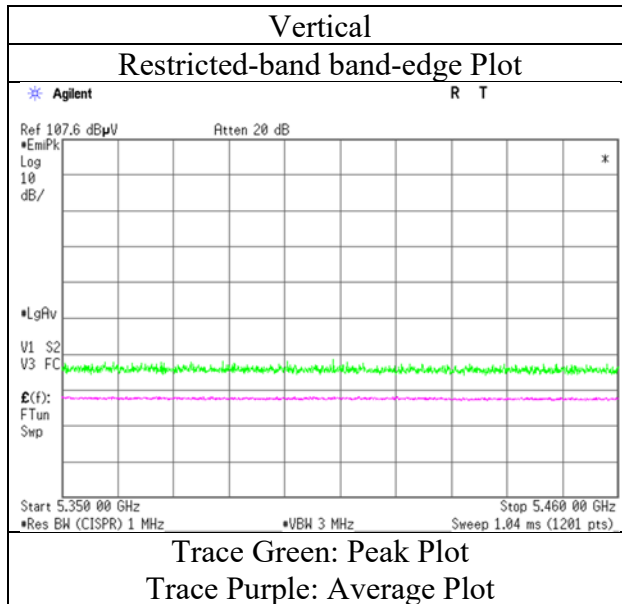
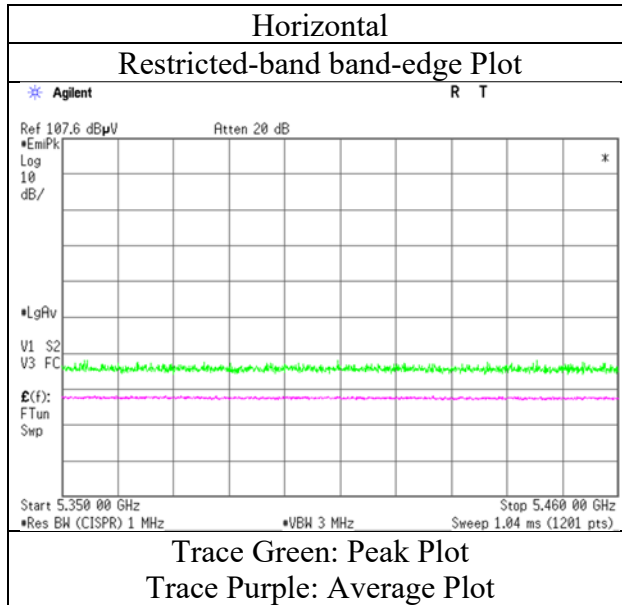
Distance factor:      1 GHz - 10 GHz       $20\log(3.95\text{ m} / 3.0\text{ m}) = 2.39\text{ dB}$



### Radiated Spurious Emission

Test place	Ise EMC Lab.
Semi Anechoic Chamber	No.3
Date	January 11, 2023
Temperature / Humidity	20 deg. C / 30 % RH
Engineer	Sayaka Hara (1 GHz - 10 GHz)
Mode	Tx 11ax-80 5290 MHz (26-tone RU)

#### RU Index 36



\* The measurement was conducted for a sufficiently long enough time to detect any possible spurious emissions. Final result of restricted band edge was shown in tabular data.

## Radiated Spurious Emission

Test place	Ise EMC Lab.
Semi Anechoic Chamber	No.3
Date	January 11, 2023
Temperature / Humidity	20 deg. C / 30 % RH
Engineer	Sayaka Hara (1 GHz - 10 GHz)
Mode	Tx 11ax-80 5290 MHz (52-tone RU)

### RU Index 52

Polarity	Frequency	Reading (QP / PK)	Reading (AV)	Ant. Factor	Loss	Gain	Duty Factor	Result (QP / PK)	Result (AV)	Limit (QP / PK)	Limit (AV)	Margin (QP / PK)	Margin (AV)	Remark
[Hori/Vert]	[MHz]	[dBuV]	[dBuV]	[dB/m]	[dB]	[dB]	[dB]	[dBuV/m]	[dBuV/m]	[dBuV/m]	[dBuV/m]	[dB]	[dB]	
Hori.	5350.0	42.9	32.5	31.6	6.5	31.9	0.3	49.1	39.0	73.9	53.9	24.8	14.9	*1)
Vert.	5350.0	42.6	33.1	31.6	6.5	31.9	0.3	48.8	39.6	73.9	53.9	25.1	14.3	*1)

Result (QP / PK) = Reading + Ant Factor + Loss (Cable+Attenuator+Filter+Distance factor(above 1 GHz)) - Gain(Amplifier)

Result (AV)= Reading + Ant Factor + Loss (Cable+Attenuator+Filter+Distance factor(above 1 GHz)) - Gain(Amplifier) + Duty factor

\*Other frequency noises omitted in this report were not seen or had enough margin (more than 20 dB).

\*QP detector was used up to 1GHz.

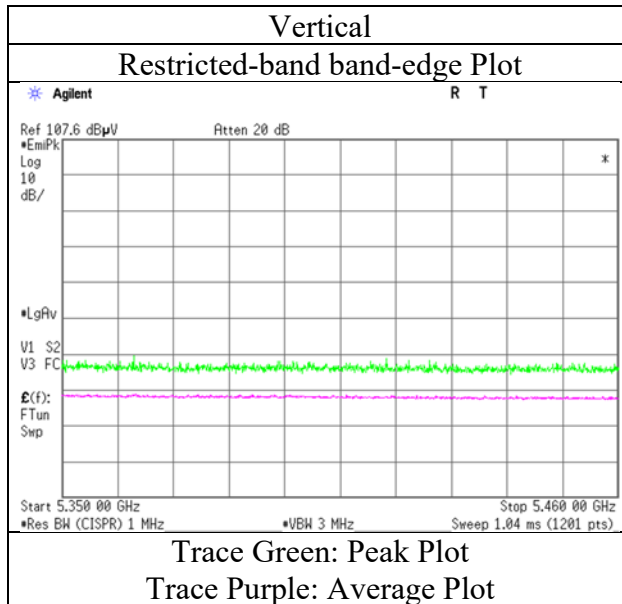
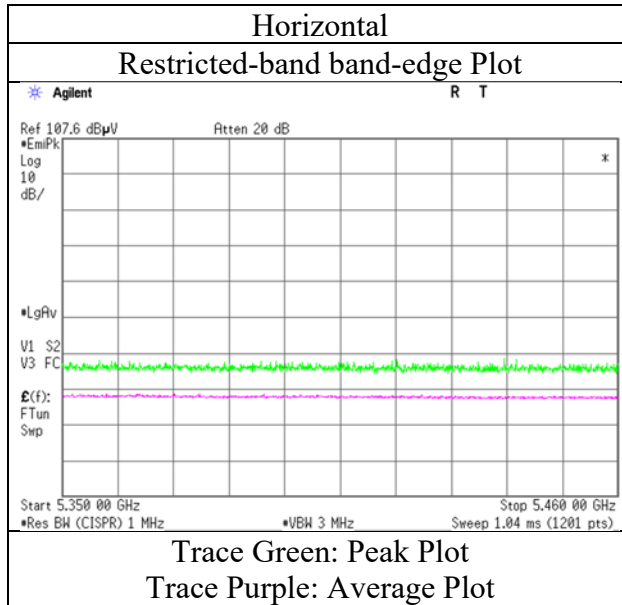
\*1) Not Out of Band emission(Leakage Power)

Distance factor:      1 GHz - 10 GHz       $20\log(3.95\text{ m} / 3.0\text{ m}) = 2.39\text{ dB}$

### Radiated Spurious Emission

Test place	Ise EMC Lab.
Semi Anechoic Chamber	No.3
Date	January 11, 2023
Temperature / Humidity	20 deg. C / 30 % RH
Engineer	Sayaka Hara (1 GHz - 10 GHz)
Mode	Tx 11ax-80 5290 MHz (52-tone RU)

#### RU Index 52



\* The measurement was conducted for a sufficiently long enough time to detect any possible spurious emissions. Final result of restricted band edge was shown in tabular data.

## Radiated Spurious Emission

Test place	Ise EMC Lab.
Semi Anechoic Chamber	No.3
Date	January 11, 2023
Temperature / Humidity	20 deg. C / 30 % RH
Engineer	Sayaka Hara (1 GHz - 10 GHz)
Mode	Tx 11ax-80 5290 MHz (106-tone RU)

### RU Index 60

Polarity	Frequency	Reading (QP / PK)	Reading (AV)	Ant. Factor	Loss	Gain	Duty Factor	Result (QP / PK)	Result (AV)	Limit (QP / PK)	Limit (AV)	Margin (QP / PK)	Margin (AV)	Remark
[Hori/Vert]	[MHz]	[dBuV]	[dBuV]	[dB/m]	[dB]	[dB]	[dB]	[dBuV/m]	[dBuV/m]	[dBuV/m]	[dBuV/m]	[dB]	[dB]	
Hori.	5350.0	44.4	34.9	31.6	6.5	31.9	0.3	50.6	41.4	73.9	53.9	23.3	12.5	*1)
Vert.	5350.0	44.5	34.7	31.6	6.5	31.9	0.3	50.7	41.2	73.9	53.9	23.2	12.7	*1)

Result (QP / PK) = Reading + Ant Factor + Loss (Cable+Attenuator+Filter+Distance factor(above 1 GHz)) - Gain(Amplifier)

Result (AV)= Reading + Ant Factor + Loss (Cable+Attenuator+Filter+Distance factor(above 1 GHz)) - Gain(Amplifier) + Duty factor

\*Other frequency noises omitted in this report were not seen or had enough margin (more than 20 dB).

\*QP detector was used up to 1GHz.

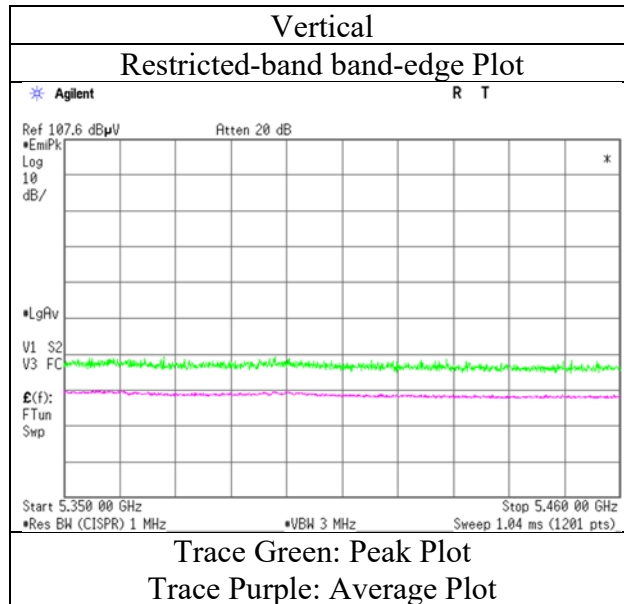
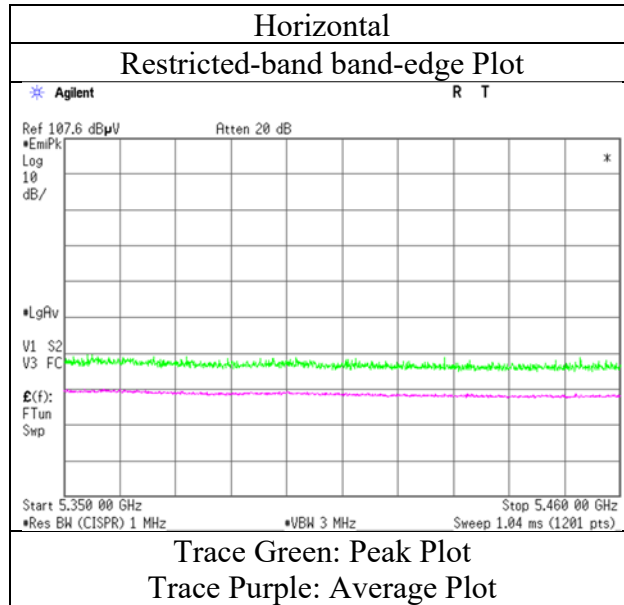
\*1) Not Out of Band emission(Leakage Power)

Distance factor:      1 GHz - 10 GHz       $20\log(3.95\text{ m} / 3.0\text{ m}) = 2.39\text{ dB}$

### Radiated Spurious Emission

Test place	Ise EMC Lab.
Semi Anechoic Chamber	No.3
Date	January 11, 2023
Temperature / Humidity	20 deg. C / 30 % RH
Engineer	Sayaka Hara (1 GHz - 10 GHz)
Mode	Tx 11ax-80 5290 MHz (106-tone RU)

#### RU Index 60



\* The measurement was conducted for a sufficiently long enough time to detect any possible spurious emissions. Final result of restricted band edge was shown in tabular data.

## Radiated Spurious Emission

Test place	Ise EMC Lab.
Semi Anechoic Chamber	No.3
Date	January 11, 2023
Temperature / Humidity	20 deg. C / 30 % RH
Engineer	Sayaka Hara (1 GHz - 10 GHz)
Mode	Tx 11ax-80 5290 MHz (242-tone RU)

### RU Index 64

Polarity	Frequency	Reading (QP / PK)	Reading (AV)	Ant. Factor	Loss	Gain	Duty Factor	Result (QP / PK)	Result (AV)	Limit (QP / PK)	Limit (AV)	Margin (QP / PK)	Margin (AV)	Remark
[Hori/Vert]	[MHz]	[dBuV]	[dBuV]	[dB/m]	[dB]	[dB]	[dB]	[dBuV/m]	[dBuV/m]	[dBuV/m]	[dBuV/m]	[dB]	[dB]	
Hori.	5350.0	50.2	37.7	31.6	6.5	31.9	0.4	56.4	44.3	73.9	53.9	17.5	9.6	*1)
Vert.	5350.0	49.1	37.9	31.6	6.5	31.9	0.4	55.3	44.4	73.9	53.9	18.6	9.5	*1)

Result (QP / PK) = Reading + Ant Factor + Loss (Cable+Attenuator+Filter+Distance factor(above 1 GHz)) - Gain(Amplifier)

Result (AV)= Reading + Ant Factor + Loss (Cable+Attenuator+Filter+Distance factor(above 1 GHz)) - Gain(Amplifier) + Duty factor

\*Other frequency noises omitted in this report were not seen or had enough margin (more than 20 dB).

\*QP detector was used up to 1GHz.

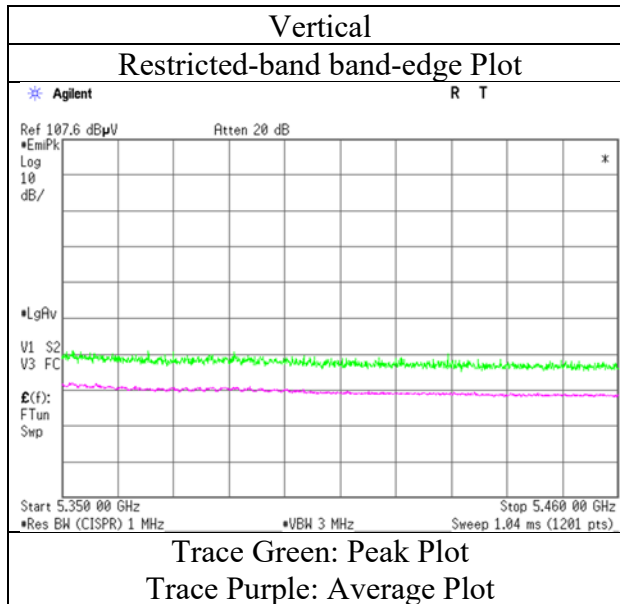
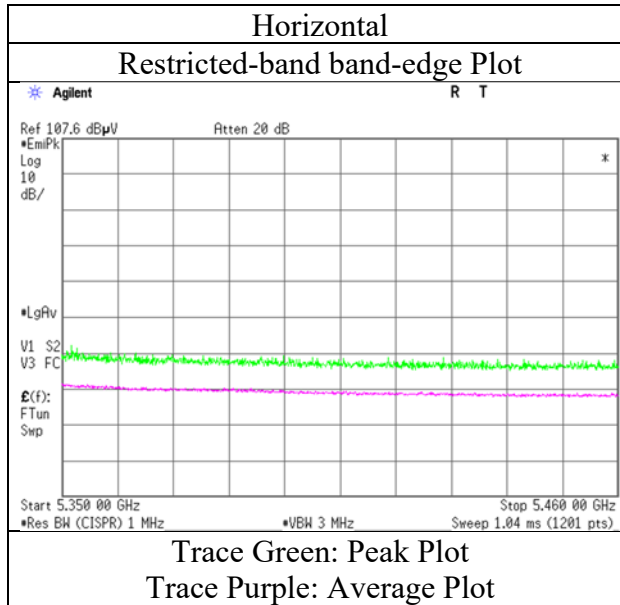
\*1) Not Out of Band emission(Leakage Power)

Distance factor:      1 GHz - 10 GHz       $20\log(3.95 \text{ m} / 3.0 \text{ m}) = 2.39 \text{ dB}$

### Radiated Spurious Emission

Test place	Ise EMC Lab.
Semi Anechoic Chamber	No.3
Date	January 11, 2023
Temperature / Humidity	20 deg. C / 30 % RH
Engineer	Sayaka Hara (1 GHz - 10 GHz)
Mode	Tx 11ax-80 5290 MHz (242-tone RU)

#### RU Index 64



\* The measurement was conducted for a sufficiently long enough time to detect any possible spurious emissions. Final result of restricted band edge was shown in tabular data.

## Radiated Spurious Emission

Test place	Ise EMC Lab.
Semi Anechoic Chamber	No.3
Date	January 11, 2023
Temperature / Humidity	20 deg. C / 30 % RH
Engineer	Sayaka Hara (1 GHz - 10 GHz)
Mode	Tx 11ax-80 5290 MHz (484-tone RU)

### RU Index 66

Polarity	Frequency	Reading (QP / PK)	Reading (AV)	Ant. Factor	Loss	Gain	Duty Factor	Result (QP / PK)	Result (AV)	Limit (QP / PK)	Limit (AV)	Margin (QP / PK)	Margin (AV)	Remark
[Hori/Vert]	[MHz]	[dBuV]	[dBuV]	[dB/m]	[dB]	[dB]	[dB]	[dBuV/m]	[dBuV/m]	[dBuV/m]	[dBuV/m]	[dB]	[dB]	
Hori.	5350.0	52.4	41.1	31.6	6.5	31.9	0.4	58.6	47.6	73.9	53.9	15.3	6.3	*1)
Vert.	5350.0	52.3	40.5	31.6	6.5	31.9	0.4	58.5	47.1	73.9	53.9	15.4	6.8	*1)

Result (QP / PK) = Reading + Ant Factor + Loss (Cable+Attenuator+Filter+Distance factor(above 1 GHz)) - Gain(Amplifier)

Result (AV)= Reading + Ant Factor + Loss (Cable+Attenuator+Filter+Distance factor(above 1 GHz)) - Gain(Amplifier) + Duty factor

\*Other frequency noises omitted in this report were not seen or had enough margin (more than 20 dB).

\*QP detector was used up to 1GHz.

\*1) Not Out of Band emission(Leakage Power)

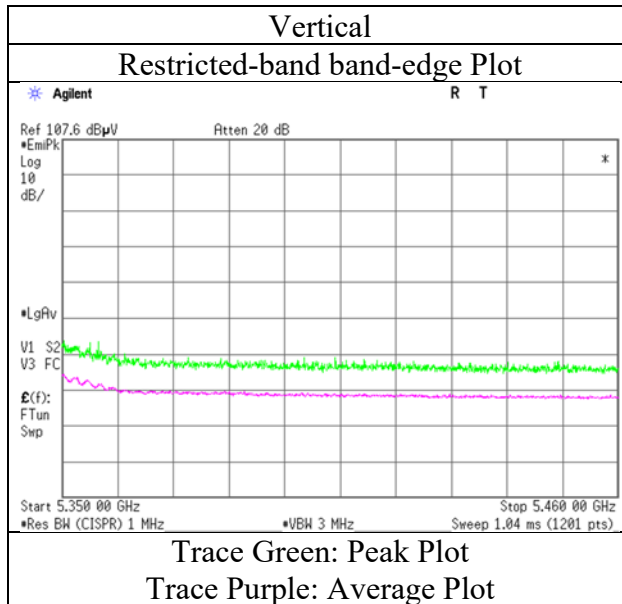
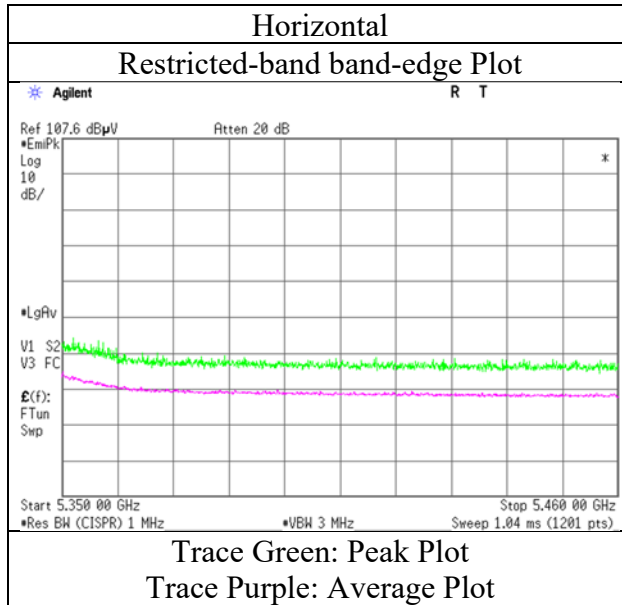
Distance factor: 1 GHz - 10 GHz       $20\log(3.95 \text{ m} / 3.0 \text{ m}) = 2.39 \text{ dB}$



### Radiated Spurious Emission

Test place	Ise EMC Lab.
Semi Anechoic Chamber	No.3
Date	January 11, 2023
Temperature / Humidity	20 deg. C / 30 % RH
Engineer	Sayaka Hara (1 GHz - 10 GHz)
Mode	Tx 11ax-80 5290 MHz (484-tone RU)

#### RU Index 66



\* The measurement was conducted for a sufficiently long enough time to detect any possible spurious emissions. Final result of restricted band edge was shown in tabular data.

## Radiated Spurious Emission

Test place	Ise EMC Lab.
Semi Anechoic Chamber	No.3
Date	January 11, 2023
Temperature / Humidity	20 deg. C / 30 % RH
Engineer	Sayaka Hara (1 GHz - 10 GHz)
Mode	Tx 11ax-80 5290 MHz (996-tone RU)

### RU Index 67

Polarity	Frequency	Reading (QP / PK)	Reading (AV)	Ant. Factor	Loss	Gain	Duty Factor	Result (QP / PK)	Result (AV)	Limit (QP / PK)	Limit (AV)	Margin (QP / PK)	Margin (AV)	Remark
[Hori/Vert]	[MHz]	[dBuV]	[dBuV]	[dB/m]	[dB]	[dB]	[dB]	[dBuV/m]	[dBuV/m]	[dBuV/m]	[dBuV/m]	[dB]	[dB]	
Hori.	5350.0	52.1	40.7	31.6	6.5	31.9	0.4	58.3	47.2	73.9	53.9	15.6	6.7	*1)
Vert.	5350.0	52.2	40.2	31.6	6.5	31.9	0.4	58.4	46.7	73.9	53.9	15.6	7.2	*1)

Result (QP / PK) = Reading + Ant Factor + Loss (Cable+Attenuator+Filter+Distance factor(above 1 GHz)) - Gain(Amplifier)

Result (AV)= Reading + Ant Factor + Loss (Cable+Attenuator+Filter+Distance factor(above 1 GHz)) - Gain(Amplifier) + Duty factor

\*Other frequency noises omitted in this report were not seen or had enough margin (more than 20 dB).

\*QP detector was used up to 1GHz.

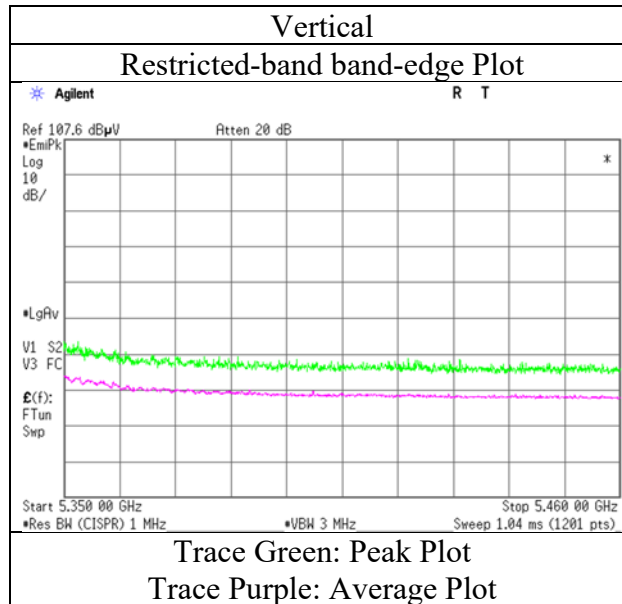
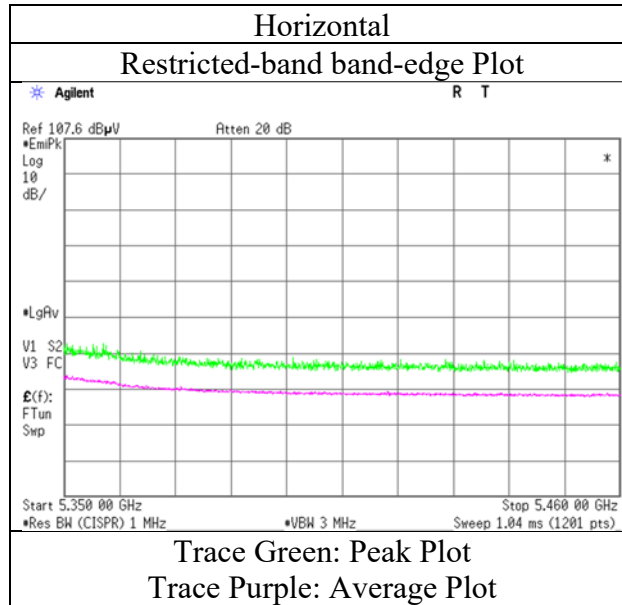
\*1) Not Out of Band emission(Leakage Power)

Distance factor:            1 GHz - 10 GHz             $20\log(3.95\text{ m} / 3.0\text{ m}) = 2.39\text{ dB}$

## Radiated Spurious Emission

Test place	Ise EMC Lab.
Semi Anechoic Chamber	No.3
Date	January 11, 2023
Temperature / Humidity	20 deg. C / 30 % RH
Engineer	Sayaka Hara (1 GHz - 10 GHz)
Mode	Tx 11ax-80 5290 MHz (996-tone RU)

### RU Index 67



\* The measurement was conducted for a sufficiently long enough time to detect any possible spurious emissions. Final result of restricted band edge was shown in tabular data.

## Radiated Spurious Emission

Test place	Ise EMC Lab.
Semi Anechoic Chamber	No.3
Date	January 11, 2023
Temperature / Humidity	20 deg. C / 30 % RH
Engineer	Sayaka Hara
	(1 GHz - 10 GHz)
Mode	Tx 11ax-80 5530 MHz (26-tone RU)

### RU Index 0

Polarity	Frequency	Reading (QP / PK)	Reading (AV)	Ant. Factor	Loss	Gain	Duty Factor	Result (QP / PK)	Result (AV)	Limit (QP / PK)	Limit (AV)	Margin (QP / PK)	Margin (AV)	Remark
[Hori/Vert]	[MHz]	[dBuV]	[dBuV]	[dB/m]	[dB]	[dB]	[dB]	[dBuV/m]	[dBuV/m]	[dBuV/m]	[dBuV/m]	[dB]	[dB]	
Hori.	5460.0	41.0	31.2	31.8	6.6	31.9	0.2	47.4	37.8	68.2	53.9	20.8	16.1	*1)
Hori.	5470.0	41.3	-	31.8	6.6	31.9	-	47.7	-	68.2	-	20.5	-	-
Vert.	5460.0	40.9	31.3	31.8	6.6	31.9	0.2	47.3	37.9	68.2	53.9	20.9	16.0	*1)
Vert.	5470.0	41.2	-	31.8	6.6	31.9	-	47.6	-	68.2	-	20.6	-	-

Result (QP / PK) = Reading + Ant Factor + Loss (Cable+Attenuator+Filter+Distance factor(above 1 GHz)) - Gain(Amplifier)

Result (AV) = Reading + Ant Factor + Loss (Cable+Attenuator+Filter+Distance factor(above 1 GHz)) - Gain(Amplifier) + Duty factor

\*Other frequency noises omitted in this report were not seen or had enough margin (more than 20 dB).

\*QP detector was used up to 1GHz.

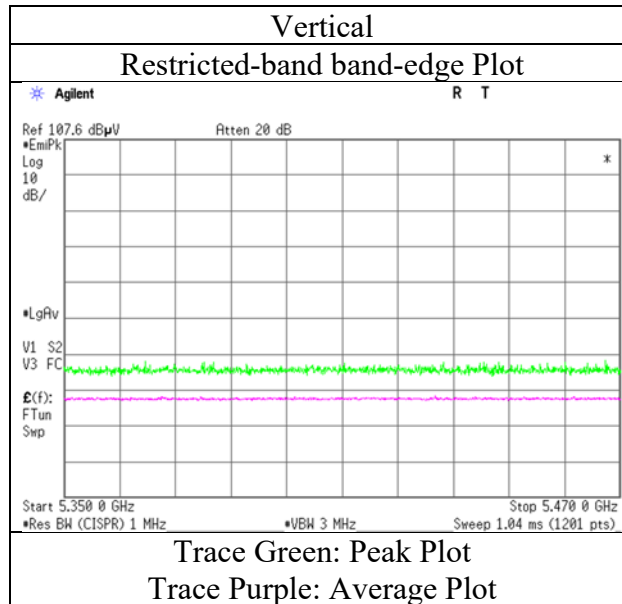
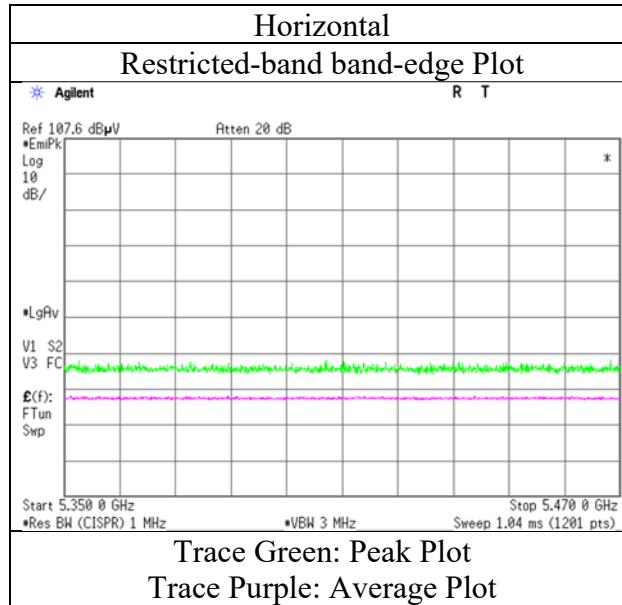
\*1) Not Out of Band emission(Leakage Power)

Distance factor:            1 GHz - 10 GHz            20log(3.95 m / 3.0 m) = 2.39 dB

### Radiated Spurious Emission

Test place	Ise EMC Lab.
Semi Anechoic Chamber	No.3
Date	January 11, 2023
Temperature / Humidity	20 deg. C / 30 % RH
Engineer	Sayaka Hara (1 GHz - 10 GHz)
Mode	Tx 11ax-80 5530 MHz (26-tone RU)

#### RU Index 0



\* The measurement was conducted for a sufficiently long enough time to detect any possible spurious emissions. Final result of restricted band edge was shown in tabular data.

## Radiated Spurious Emission

Test place	Ise EMC Lab.
Semi Anechoic Chamber	No.3
Date	January 11, 2023
Temperature / Humidity	20 deg. C / 30 % RH
Engineer	Sayaka Hara (1 GHz - 10 GHz)
Mode	Tx 11ax-80 5530 MHz (52-tone RU)

### RU Index 37

Polarity	Frequency	Reading (QP / PK)	Reading (AV)	Ant. Factor	Loss	Gain	Duty Factor	Result (QP / PK)	Result (AV)	Limit (QP / PK)	Limit (AV)	Margin (QP / PK)	Margin (AV)	Remark
[Hori/Vert]	[MHz]	[dBuV]	[dBuV]	[dB/m]	[dB]	[dB]	[dB]	[dBuV/m]	[dBuV/m]	[dBuV/m]	[dBuV/m]	[dB]	[dB]	
Hori.	5460.0	41.4	31.8	31.8	6.6	31.9	0.3	47.8	38.5	68.2	53.9	20.4	15.4	*1)
Hori.	5470.0	42.1	-	31.8	6.6	31.9	-	48.5	-	68.2	-	19.7	-	-
Vert.	5460.0	41.4	32.0	31.8	6.6	31.9	0.3	47.8	38.7	68.2	53.9	20.4	15.2	*1)
Vert.	5470.0	42.3	-	31.8	6.6	31.9	-	48.7	-	68.2	-	19.5	-	-

Result (QP / PK) = Reading + Ant Factor + Loss (Cable+Attenuator+Filter+Distance factor(above 1 GHz)) - Gain(Amplifier)

Result (AV)= Reading + Ant Factor + Loss (Cable+Attenuator+Filter+Distance factor(above 1 GHz)) - Gain(Amplifier) + Duty factor

\*Other frequency noises omitted in this report were not seen or had enough margin (more than 20 dB).

\*QP detector was used up to 1GHz.

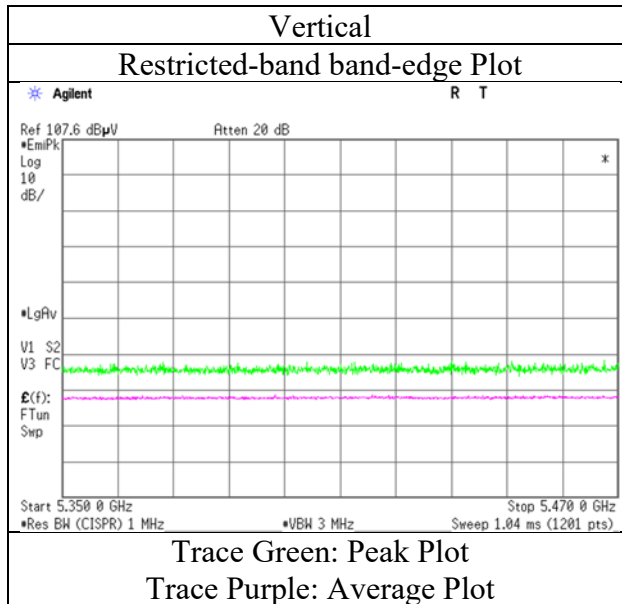
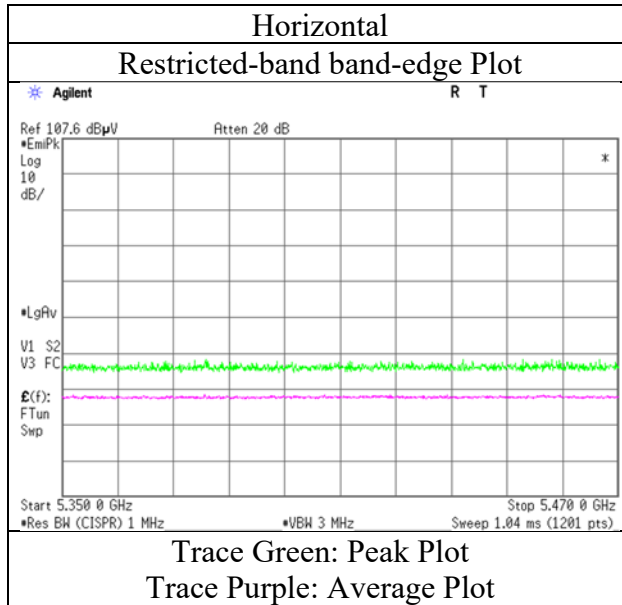
\*1) Not Out of Band emission(Leakage Power)

Distance factor:            1 GHz - 10 GHz            20log(3.95 m / 3.0 m) = 2.39 dB

### Radiated Spurious Emission

Test place	Ise EMC Lab.
Semi Anechoic Chamber	No.3
Date	January 11, 2023
Temperature / Humidity	20 deg. C / 30 % RH
Engineer	Sayaka Hara (1 GHz - 10 GHz)
Mode	Tx 11ax-80 5530 MHz (52-tone RU)

#### RU Index 37



\* The measurement was conducted for a sufficiently long enough time to detect any possible spurious emissions. Final result of restricted band edge was shown in tabular data.

## Radiated Spurious Emission

Test place	Ise EMC Lab.
Semi Anechoic Chamber	No.3
Date	January 11, 2023
Temperature / Humidity	20 deg. C / 30 % RH
Engineer	Sayaka Hara
	(1 GHz - 10 GHz)
Mode	Tx 11ax-80 5530 MHz (106-tone RU)

### RU Index 53

Polarity	Frequency	Reading (QP / PK)	Reading (AV)	Ant. Factor	Loss	Gain	Duty Factor	Result (QP / PK)	Result (AV)	Limit (QP / PK)	Limit (AV)	Margin (QP / PK)	Margin (AV)	Remark
[Hori/Vert]	[MHz]	[dBuV]	[dBuV]	[dB/m]	[dB]	[dB]	[dB]	[dBuV/m]	[dBuV/m]	[dBuV/m]	[dBuV/m]	[dB]	[dB]	
Hori.	5460.0	43.7	33.3	31.8	6.6	31.9	0.3	50.1	40.1	68.2	53.9	18.1	13.8	*1)
Hori.	5470.0	43.9	-	31.8	6.6	31.9	-	50.3	-	68.2	-	17.9	-	
Vert.	5460.0	43.8	33.5	31.8	6.6	31.9	0.3	50.2	40.2	68.2	53.9	18.0	13.7	*1)
Vert.	5470.0	44.0	-	31.8	6.6	31.9	-	50.4	-	68.2	-	17.8	-	

Result (QP / PK) = Reading + Ant Factor + Loss (Cable+Attenuator+Filter+Distance factor(above 1 GHz)) - Gain(Amplifier)

Result (AV)= Reading + Ant Factor + Loss (Cable+Attenuator+Filter+Distance factor(above 1 GHz)) - Gain(Amplifier) + Duty factor

\*Other frequency noises omitted in this report were not seen or had enough margin (more than 20 dB).

\*QP detector was used up to 1GHz.

\*1) Not Out of Band emission(Leakage Power)

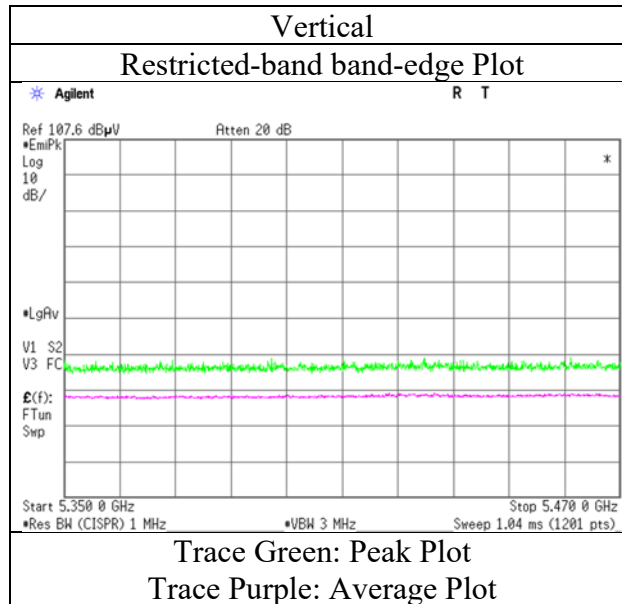
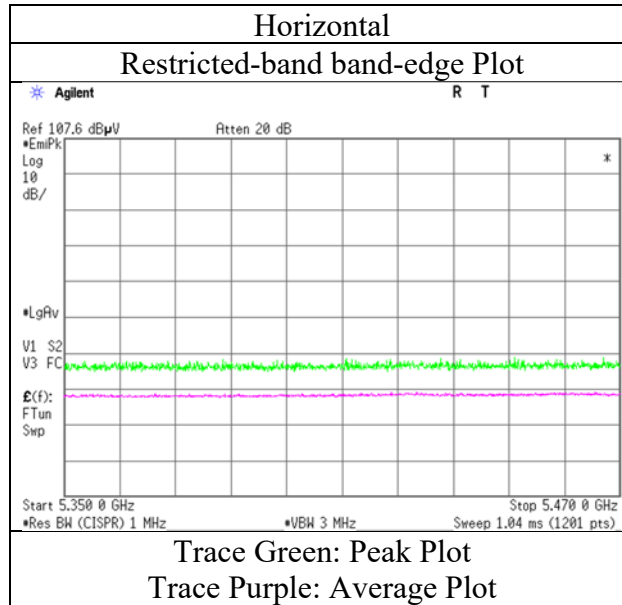
Distance factor:            1 GHz - 10 GHz            20log(3.95 m / 3.0 m) = 2.39 dB



### Radiated Spurious Emission

Test place	Ise EMC Lab.
Semi Anechoic Chamber	No.3
Date	January 11, 2023
Temperature / Humidity	20 deg. C / 30 % RH
Engineer	Sayaka Hara (1 GHz - 10 GHz)
Mode	Tx 11ax-80 5530 MHz (106-tone RU)

#### RU Index 53



\* The measurement was conducted for a sufficiently long enough time to detect any possible spurious emissions. Final result of restricted band edge was shown in tabular data.

## Radiated Spurious Emission

Test place	Ise EMC Lab.
Semi Anechoic Chamber	No.3
Date	January 11, 2023
Temperature / Humidity	20 deg. C / 30 % RH
Engineer	Sayaka Hara (1 GHz - 10 GHz)
Mode	Tx 11ax-80 5530 MHz (242-tone RU)

### RU Index 61

Polarity	Frequency	Reading (QP / PK)	Reading (AV)	Ant. Factor	Loss	Gain	Duty Factor	Result (QP / PK)	Result (AV)	Limit (QP / PK)	Limit (AV)	Margin (QP / PK)	Margin (AV)	Remark
[Hori/Vert]	[MHz]	[dBuV]	[dBuV]	[dB/m]	[dB]	[dB]	[dB]	[dBuV/m]	[dBuV/m]	[dBuV/m]	[dBuV/m]	[dB]	[dB]	
Hori.	5460.0	45.5	34.9	31.8	6.6	31.9	0.4	51.9	41.7	68.2	53.9	16.3	12.2	*1)
Hori.	5470.0	48.6	-	31.8	6.6	31.9	-	55.0	-	68.2	-	13.2	-	
Vert.	5460.0	46.0	35.5	31.8	6.6	31.9	0.4	52.4	42.3	68.2	53.9	15.8	11.6	*1)
Vert.	5470.0	48.1	-	31.8	6.6	31.9	-	54.5	-	68.2	-	13.7	-	

Result (QP / PK) = Reading + Ant Factor + Loss (Cable+Attenuator+Filter+Distance factor(above 1 GHz)) - Gain(Amplifier)

Result (AV)= Reading + Ant Factor + Loss (Cable+Attenuator+Filter+Distance factor(above 1 GHz)) - Gain(Amplifier) + Duty factor

\*Other frequency noises omitted in this report were not seen or had enough margin (more than 20 dB).

\*QP detector was used up to 1GHz.

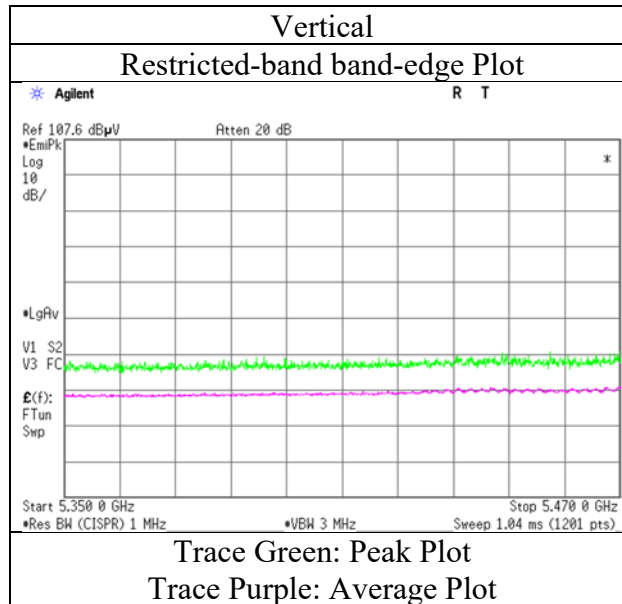
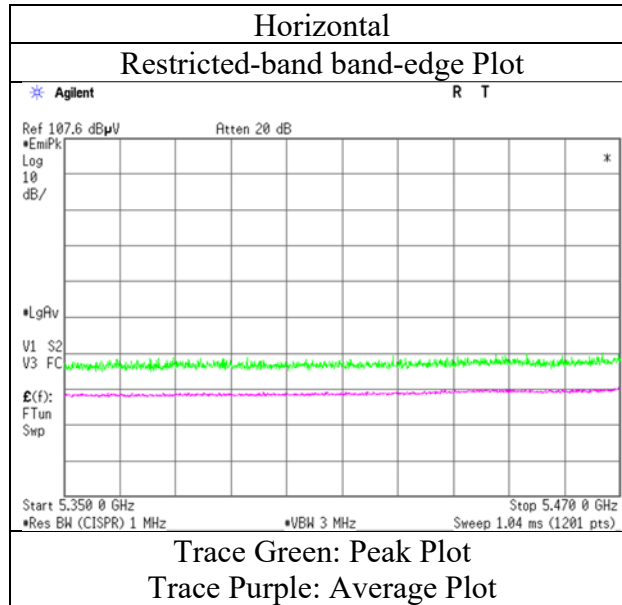
\*1) Not Out of Band emission(Leakage Power)

Distance factor:            1 GHz - 10 GHz            20log(3.95 m / 3.0 m) = 2.39 dB

### Radiated Spurious Emission

Test place	Ise EMC Lab.
Semi Anechoic Chamber	No.3
Date	January 11, 2023
Temperature / Humidity	20 deg. C / 30 % RH
Engineer	Sayaka Hara (1 GHz - 10 GHz)
Mode	Tx 11ax-80 5530 MHz (242-tone RU)

#### RU Index 61



\* The measurement was conducted for a sufficiently long enough time to detect any possible spurious emissions. Final result of restricted band edge was shown in tabular data.

## Radiated Spurious Emission

Test place	Ise EMC Lab.
Semi Anechoic Chamber	No.3
Date	January 11, 2023
Temperature / Humidity	20 deg. C / 30 % RH
Engineer	Sayaka Hara (1 GHz - 10 GHz)
Mode	Tx 11ax-80 5530 MHz (484-tone RU)

### RU Index 65

Polarity	Frequency	Reading (QP / PK)	Reading (AV)	Ant. Factor	Loss	Gain	Duty Factor	Result (QP / PK)	Result (AV)	Limit (QP / PK)	Limit (AV)	Margin (QP / PK)	Margin (AV)	Remark
[Hori/Vert]	[MHz]	[dBuV]	[dBuV]	[dB/m]	[dB]	[dB]	[dB]	[dBuV/m]	[dBuV/m]	[dBuV/m]	[dBuV/m]	[dB]	[dB]	
Hori.	5460.0	48.9	37.3	31.8	6.6	31.9	0.4	55.3	44.1	68.2	53.9	12.9	9.8	*1)
Hori.	5470.0	52.8	-	31.8	6.6	31.9	-	59.2	-	68.2	-	9.0	-	
Vert.	5460.0	48.8	38.2	31.8	6.6	31.9	0.4	55.2	44.9	68.2	53.9	13.0	9.0	*1)
Vert.	5470.0	53.3	-	31.8	6.6	31.9	-	59.7	-	68.2	-	8.5	-	

Result (QP / PK) = Reading + Ant Factor + Loss (Cable+Attenuator+Filter+Distance factor(above 1 GHz)) - Gain(Amplifier)

Result (AV)= Reading + Ant Factor + Loss (Cable+Attenuator+Filter+Distance factor(above 1 GHz)) - Gain(Amplifier) + Duty factor

\*Other frequency noises omitted in this report were not seen or had enough margin (more than 20 dB).

\*QP detector was used up to 1GHz.

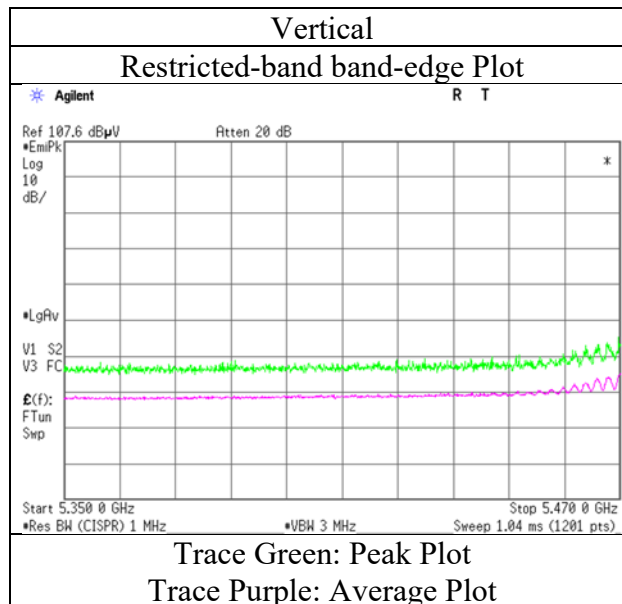
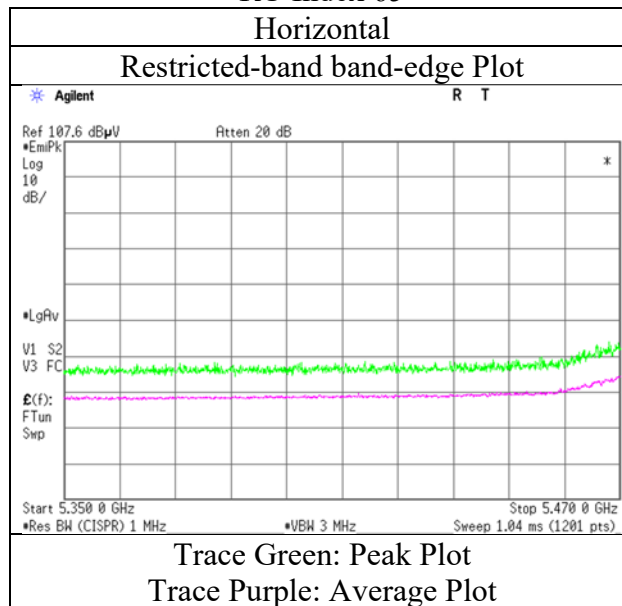
\*1) Not Out of Band emission(Leakage Power)

Distance factor:            1 GHz - 10 GHz            20log(3.95 m / 3.0 m) = 2.39 dB

## Radiated Spurious Emission

Test place	Ise EMC Lab.
Semi Anechoic Chamber	No.3
Date	January 11, 2023
Temperature / Humidity	20 deg. C / 30 % RH
Engineer	Sayaka Hara (1 GHz - 10 GHz)
Mode	Tx 11ax-80 5530 MHz (484-tone RU)

### RU Index 65



\* The measurement was conducted for a sufficiently long enough time to detect any possible spurious emissions. Final result of restricted band edge was shown in tabular data.

## Radiated Spurious Emission

Test place	Ise EMC Lab.
Semi Anechoic Chamber	No.3
Date	January 11, 2023
Temperature / Humidity	20 deg. C / 30 % RH
Engineer	Sayaka Hara (1 GHz - 10 GHz)
Mode	Tx 11ax-80 5530 MHz (996-tone RU)

### RU Index 67

Polarity	Frequency	Reading (QP / PK)	Reading (AV)	Ant. Factor	Loss	Gain	Duty Factor	Result (QP / PK)	Result (AV)	Limit (QP / PK)	Limit (AV)	Margin (QP / PK)	Margin (AV)	Remark
[Hori/Vert]	[MHz]	[dBuV]	[dBuV]	[dB/m]	[dB]	[dB]	[dB]	[dBuV/m]	[dBuV/m]	[dBuV/m]	[dBuV/m]	[dB]	[dB]	
Hori.	5460.0	50.1	39.4	31.8	6.6	31.9	0.4	56.5	46.2	68.2	53.9	11.7	7.7	*1)
Hori.	5470.0	52.9	-	31.8	6.6	31.9	-	59.3	-	68.2	-	8.9	-	
Vert.	5460.0	50.3	40.0	31.8	6.6	31.9	0.4	56.7	46.8	68.2	53.9	11.5	7.1	*1)
Vert.	5470.0	53.7	-	31.8	6.6	31.9	-	60.1	-	68.2	-	8.1	-	

Result (QP / PK) = Reading + Ant Factor + Loss (Cable+Attenuator+Filter+Distance factor(above 1 GHz)) - Gain(Amplifier)

Result (AV)= Reading + Ant Factor + Loss (Cable+Attenuator+Filter+Distance factor(above 1 GHz)) - Gain(Amplifier) + Duty factor

\*Other frequency noises omitted in this report were not seen or had enough margin (more than 20 dB).

\*QP detector was used up to 1GHz.

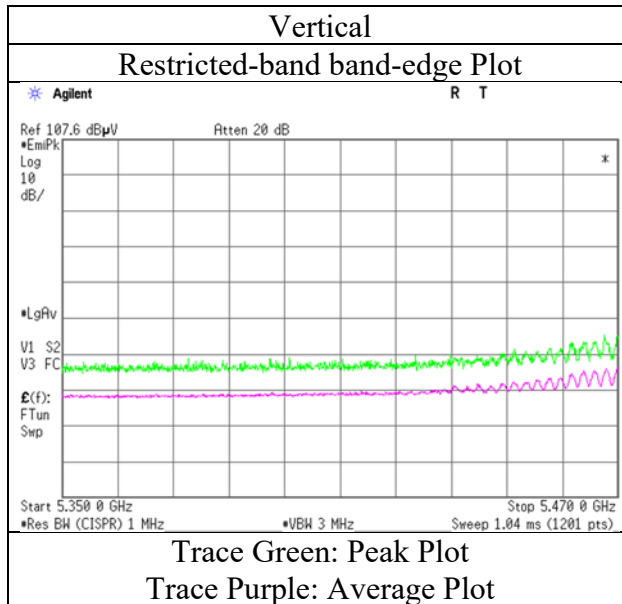
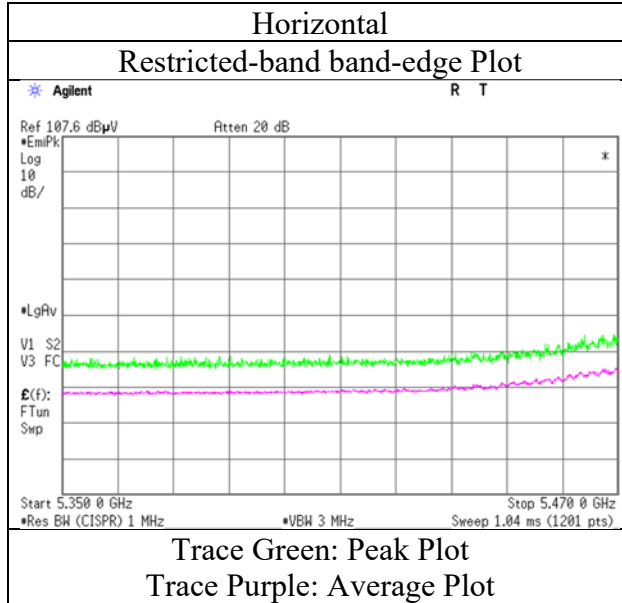
\*1) Not Out of Band emission(Leakage Power)

Distance factor:            1 GHz - 10 GHz            20log(3.95 m / 3.0 m) = 2.39 dB

### Radiated Spurious Emission

Test place	Ise EMC Lab.
Semi Anechoic Chamber	No.3
Date	January 11, 2023
Temperature / Humidity	20 deg. C / 30 % RH
Engineer	Sayaka Hara (1 GHz - 10 GHz)
Mode	Tx 11ax-80 5530 MHz (996-tone RU)

#### RU Index 67



\* The measurement was conducted for a sufficiently long enough time to detect any possible spurious emissions. Final result of restricted band edge was shown in tabular data.

## Radiated Spurious Emission

Test place	Ise EMC Lab.
Semi Anechoic Chamber	No.3
Date	January 11, 2023
Temperature / Humidity	20 deg. C / 30 % RH
Engineer	Sayaka Hara (1 GHz - 10 GHz)
Mode	Tx 11ax-80 5610 MHz (26-tone RU)

### RU Index 36

Polarity	Frequency	Reading (QP / PK)	Reading (AV)	Ant. Factor	Loss	Gain	Duty Factor	Result (QP / PK)	Result (AV)	Limit (QP / PK)	Limit (AV)	Margin (QP / PK)	Margin (AV)	Remark
[Hori/Vert]	[MHz]	[dBuV]	[dBuV]	[dB/m]	[dB]	[dB]	[dB]	[dBuV/m]	[dBuV/m]	[dBuV/m]	[dBuV/m]	[dB]	[dB]	
Hori.	5725.0	40.3	-	31.9	6.7	32.0	-	46.9	-	68.2	-	21.3	-	
Vert.	5725.0	40.6	-	31.9	6.7	32.0	-	47.3	-	68.2	-	20.9	-	

Result (QP / PK) = Reading + Ant Factor + Loss (Cable+Attenuator+Filter+Distance factor(above 1 GHz)) - Gain(Amplifier)

Result (AV) = Reading + Ant Factor + Loss (Cable+Attenuator+Filter+Distance factor(above 1 GHz)) - Gain(Amplifier) + Duty factor

\*Other frequency noises omitted in this report were not seen or had enough margin (more than 20 dB).

\*QP detector was used up to 1GHz.

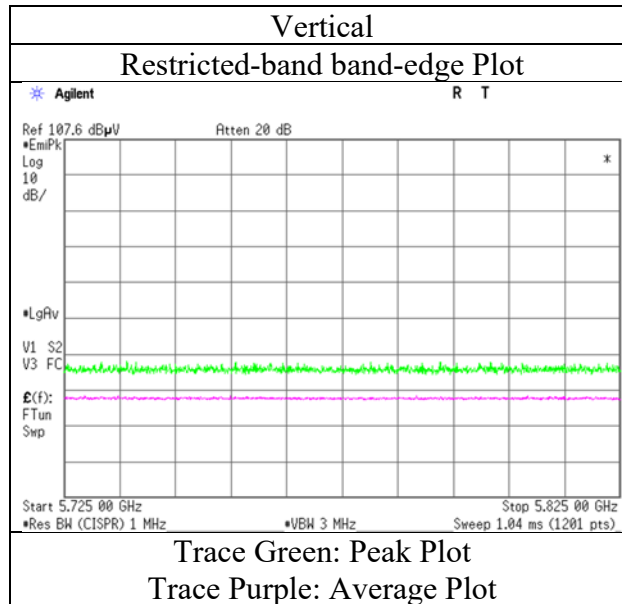
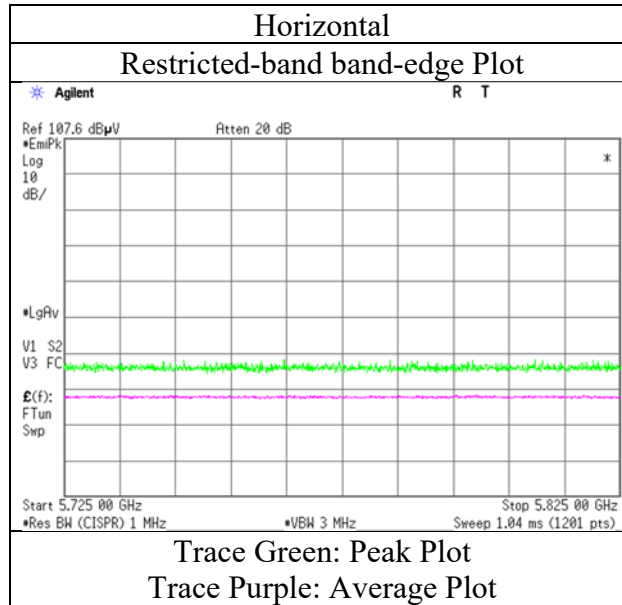
Distance factor:      1 GHz - 10 GHz       $20\log(3.95\text{ m} / 3.0\text{ m}) = 2.39\text{ dB}$



### Radiated Spurious Emission

Test place	Ise EMC Lab.
Semi Anechoic Chamber	No.3
Date	January 11, 2023
Temperature / Humidity	20 deg. C / 30 % RH
Engineer	Sayaka Hara (1 GHz - 10 GHz)
Mode	Tx 11ax-80 5610 MHz (26-tone RU)

#### RU Index 36



\* The measurement was conducted for a sufficiently long enough time to detect any possible spurious emissions. Final result of restricted band edge was shown in tabular data.

## Radiated Spurious Emission

Test place	Ise EMC Lab.
Semi Anechoic Chamber	No.3
Date	January 11, 2023
Temperature / Humidity	20 deg. C / 30 % RH
Engineer	Sayaka Hara (1 GHz - 10 GHz)
Mode	Tx 11ax-80 5610 MHz (52-tone RU)

### RU Index 52

Polarity	Frequency	Reading (QP / PK)	Reading (AV)	Ant. Factor	Loss	Gain	Duty Factor	Result (QP / PK)	Result (AV)	Limit (QP / PK)	Limit (AV)	Margin (QP / PK)	Margin (AV)	Remark
[Hori/Vert]	[MHz]	[dBuV]	[dBuV]	[dB/m]	[dB]	[dB]	[dB]	[dBuV/m]	[dBuV/m]	[dBuV/m]	[dBuV/m]	[dB]	[dB]	
Hori.	5725.0	41.8	-	31.9	6.7	32.0	-	48.4	-	68.2	-	19.8	-	
Vert.	5725.0	41.2	-	31.9	6.7	32.0	-	47.8	-	68.2	-	20.4	-	

Result (QP / PK) = Reading + Ant Factor + Loss (Cable+Attenuator+Filter+Distance factor(above 1 GHz)) - Gain(Amplifier)

Result (AV) = Reading + Ant Factor + Loss (Cable+Attenuator+Filter+Distance factor(above 1 GHz)) - Gain(Amplifier) + Duty factor

\*Other frequency noises omitted in this report were not seen or had enough margin (more than 20 dB).

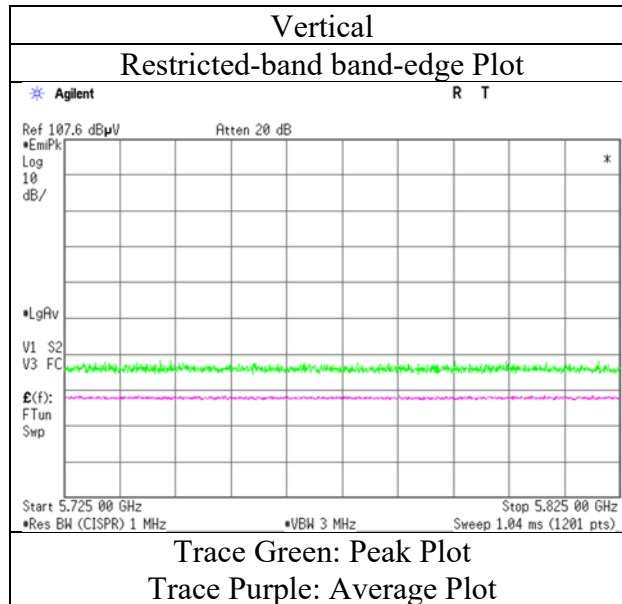
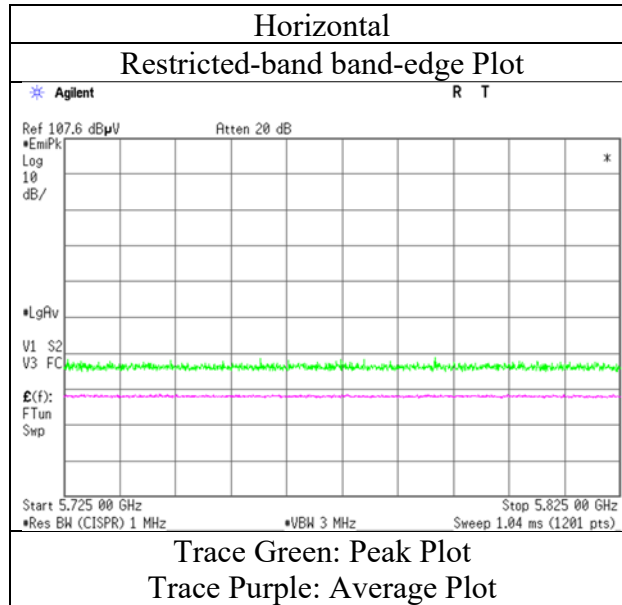
\*QP detector was used up to 1GHz.

Distance factor:      1 GHz - 10 GHz       $20\log(3.95\text{ m} / 3.0\text{ m}) = 2.39\text{ dB}$

### Radiated Spurious Emission

Test place	Ise EMC Lab.
Semi Anechoic Chamber	No.3
Date	January 11, 2023
Temperature / Humidity	20 deg. C / 30 % RH
Engineer	Sayaka Hara (1 GHz - 10 GHz)
Mode	Tx 11ax-80 5610 MHz (52-tone RU)

#### RU Index 52



\* The measurement was conducted for a sufficiently long enough time to detect any possible spurious emissions. Final result of restricted band edge was shown in tabular data.

## Radiated Spurious Emission

Test place	Ise EMC Lab.
Semi Anechoic Chamber	No.3
Date	January 11, 2023
Temperature / Humidity	20 deg. C / 30 % RH
Engineer	Sayaka Hara (1 GHz - 10 GHz)
Mode	Tx 11ax-80 5610 MHz (106-tone RU)

### RU Index 60

Polarity	Frequency	Reading (QP / PK)	Reading (AV)	Ant. Factor	Loss	Gain	Duty Factor	Result (QP / PK)	Result (AV)	Limit (QP / PK)	Limit (AV)	Margin (QP / PK)	Margin (AV)	Remark
[Hori/Vert]	[MHz]	[dBuV]	[dBuV]	[dB/m]	[dB]	[dB]	[dB]	[dBuV/m]	[dBuV/m]	[dBuV/m]	[dBuV/m]	[dB]	[dB]	
Hori.	5725.0	42.9	-	31.9	6.7	32.0	-	49.5	-	68.2	-	18.7	-	
Vert.	5725.0	41.9	-	31.9	6.7	32.0	-	48.5	-	68.2	-	19.7	-	

Result (QP / PK) = Reading + Ant Factor + Loss (Cable+Attenuator+Filter+Distance factor(above 1 GHz)) - Gain(Amplifier)

Result (AV)= Reading + Ant Factor + Loss (Cable+Attenuator+Filter+Distance factor(above 1 GHz)) - Gain(Amplifier) + Duty factor

\*Other frequency noises omitted in this report were not seen or had enough margin (more than 20 dB).

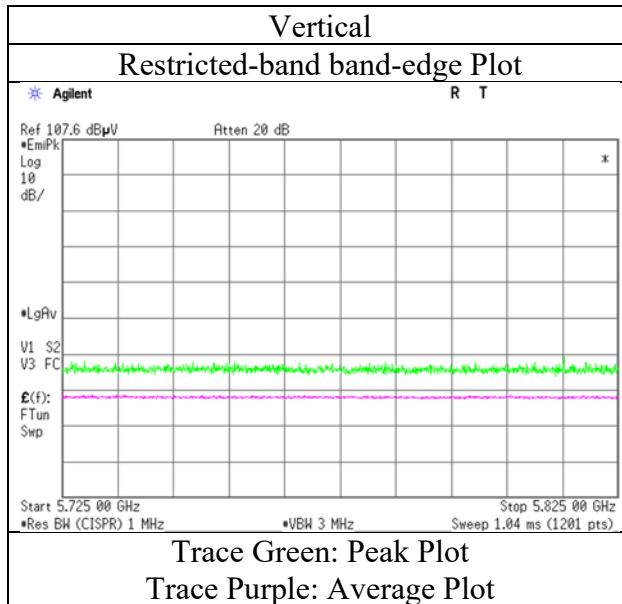
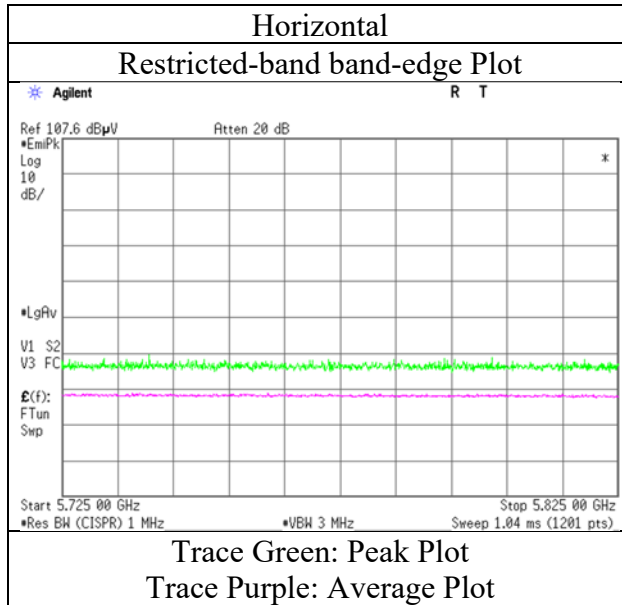
\*QP detector was used up to 1GHz.

Distance factor:      1 GHz - 10 GHz       $20\log(3.95\text{ m} / 3.0\text{ m}) = 2.39\text{ dB}$

### Radiated Spurious Emission

Test place	Ise EMC Lab.
Semi Anechoic Chamber	No.3
Date	January 11, 2023
Temperature / Humidity	20 deg. C / 30 % RH
Engineer	Sayaka Hara (1 GHz - 10 GHz)
Mode	Tx 11ax-80 5610 MHz (106-tone RU)

#### RU Index 60



\* The measurement was conducted for a sufficiently long enough time to detect any possible spurious emissions. Final result of restricted band edge was shown in tabular data.

## Radiated Spurious Emission

Test place	Ise EMC Lab.
Semi Anechoic Chamber	No.3
Date	January 11, 2023
Temperature / Humidity	20 deg. C / 30 % RH
Engineer	Sayaka Hara (1 GHz - 10 GHz)
Mode	Tx 11ax-80 5610 MHz (242-tone RU)

### RU Index 64

Polarity	Frequency	Reading (QP / PK)	Reading (AV)	Ant. Factor	Loss	Gain	Duty Factor	Result (QP / PK)	Result (AV)	Limit (QP / PK)	Limit (AV)	Margin (QP / PK)	Margin (AV)	Remark
[Hori/Vert]	[MHz]	[dBuV]	[dBuV]	[dB/m]	[dB]	[dB]	[dB]	[dBuV/m]	[dBuV/m]	[dBuV/m]	[dBuV/m]	[dB]	[dB]	
Hori.	5725.0	43.4	-	31.9	6.7	32.0	-	50.1	-	68.2	-	18.1	-	
Vert.	5725.0	42.9	-	31.9	6.7	32.0	-	49.6	-	68.2	-	18.7	-	

Result (QP / PK) = Reading + Ant Factor + Loss (Cable+Attenuator+Filter+Distance factor(above 1 GHz)) - Gain(Amplifier)

Result (AV)= Reading + Ant Factor + Loss (Cable+Attenuator+Filter+Distance factor(above 1 GHz)) - Gain(Amplifier) + Duty factor

\*Other frequency noises omitted in this report were not seen or had enough margin (more than 20 dB).

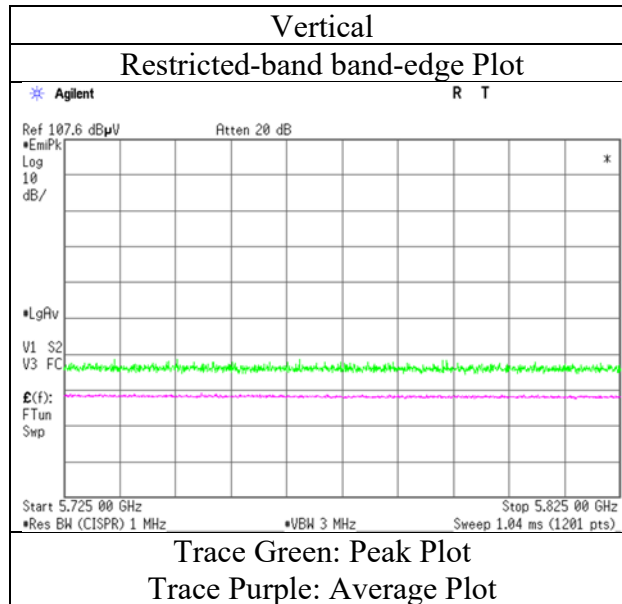
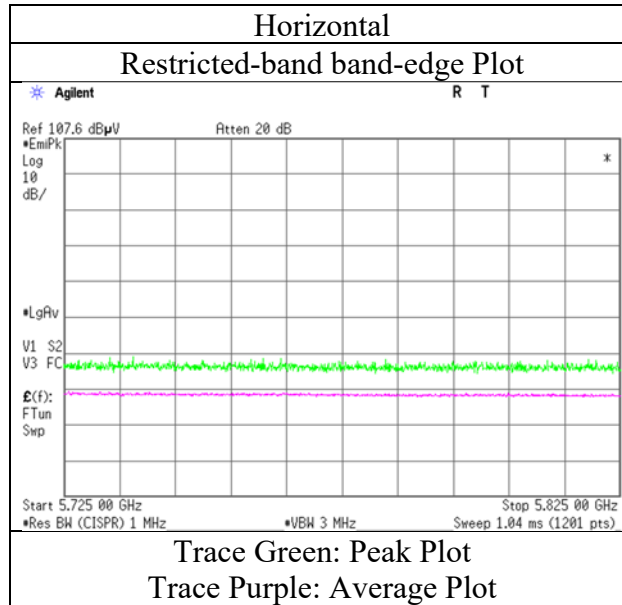
\*QP detector was used up to 1GHz.

Distance factor:      1 GHz - 10 GHz       $20\log(3.95 \text{ m} / 3.0 \text{ m}) = 2.39 \text{ dB}$

### Radiated Spurious Emission

Test place	Ise EMC Lab.
Semi Anechoic Chamber	No.3
Date	January 11, 2023
Temperature / Humidity	20 deg. C / 30 % RH
Engineer	Sayaka Hara (1 GHz - 10 GHz)
Mode	Tx 11ax-80 5610 MHz (242-tone RU)

#### RU Index 64



\* The measurement was conducted for a sufficiently long enough time to detect any possible spurious emissions. Final result of restricted band edge was shown in tabular data.

## Radiated Spurious Emission

Test place	Ise EMC Lab.
Semi Anechoic Chamber	No.3
Date	January 11, 2023
Temperature / Humidity	20 deg. C / 30 % RH
Engineer	Sayaka Hara (1 GHz - 10 GHz)
Mode	Tx 11ax-80 5610 MHz (484-tone RU)

### RU Index 66

Polarity	Frequency	Reading (QP / PK)	Reading (AV)	Ant. Factor	Loss	Gain	Duty Factor	Result (QP / PK)	Result (AV)	Limit (QP / PK)	Limit (AV)	Margin (QP / PK)	Margin (AV)	Remark
[Hori/Vert]	[MHz]	[dBuV]	[dBuV]	[dB/m]	[dB]	[dB]	[dB]	[dBuV/m]	[dBuV/m]	[dBuV/m]	[dBuV/m]	[dB]	[dB]	
Hori.	5725.0	43.8	-	31.9	6.7	32.0	-	50.5	-	68.2	-	17.7	-	
Vert.	5725.0	43.1	-	31.9	6.7	32.0	-	49.8	-	68.2	-	18.5	-	

Result (QP / PK) = Reading + Ant Factor + Loss (Cable+Attenuator+Filter+Distance factor(above 1 GHz)) - Gain(Amplifier)

Result (AV) = Reading + Ant Factor + Loss (Cable+Attenuator+Filter+Distance factor(above 1 GHz)) - Gain(Amplifier) + Duty factor

\*Other frequency noises omitted in this report were not seen or had enough margin (more than 20 dB).

\*QP detector was used up to 1GHz.

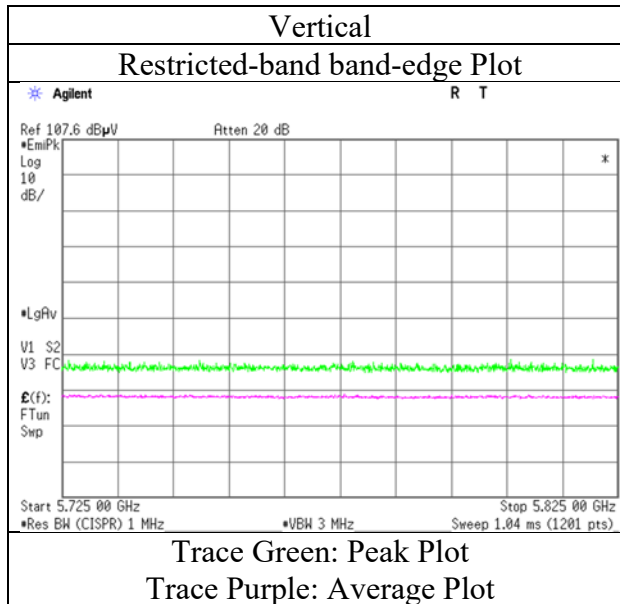
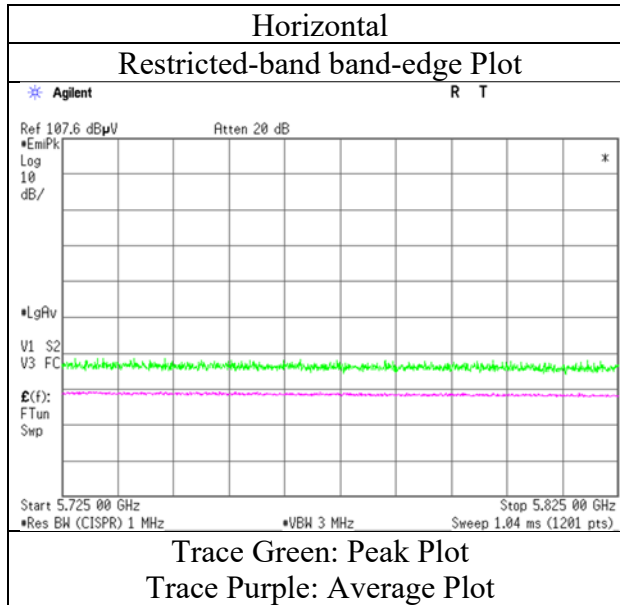
Distance factor:      1 GHz - 10 GHz       $20\log(3.95\text{ m} / 3.0\text{ m}) = 2.39\text{ dB}$



### Radiated Spurious Emission

Test place	Ise EMC Lab.
Semi Anechoic Chamber	No.3
Date	January 11, 2023
Temperature / Humidity	20 deg. C / 30 % RH
Engineer	Sayaka Hara (1 GHz - 10 GHz)
Mode	Tx 11ax-80 5610 MHz (484-tone RU)

#### RU Index 66



\* The measurement was conducted for a sufficiently long enough time to detect any possible spurious emissions. Final result of restricted band edge was shown in tabular data.

## Radiated Spurious Emission

Test place	Ise EMC Lab.
Semi Anechoic Chamber	No.3
Date	January 11, 2023
Temperature / Humidity	20 deg. C / 30 % RH
Engineer	Sayaka Hara (1 GHz - 10 GHz)
Mode	Tx 11ax-80 5610 MHz (996-tone RU)

### RU Index 67

Polarity	Frequency	Reading (QP / PK)	Reading (AV)	Ant. Factor	Loss	Gain	Duty Factor	Result (QP / PK)	Result (AV)	Limit (QP / PK)	Limit (AV)	Margin (QP / PK)	Margin (AV)	Remark
[Hori/Vert]	[MHz]	[dBuV]	[dBuV]	[dB/m]	[dB]	[dB]	[dB]	[dBuV/m]	[dBuV/m]	[dBuV/m]	[dBuV/m]	[dB]	[dB]	
Hori.	5725.0	43.8	-	31.9	6.7	32.0	-	50.5	-	68.2	-	17.7	-	
Vert.	5725.0	43.7	-	31.9	6.7	32.0	-	50.4	-	68.2	-	17.9	-	

Result (QP / PK) = Reading + Ant Factor + Loss (Cable+Attenuator+Filter+Distance factor(above 1 GHz)) - Gain(Amplifier)

Result (AV)= Reading + Ant Factor + Loss (Cable+Attenuator+Filter+Distance factor(above 1 GHz)) - Gain(Amplifier) + Duty factor

\*Other frequency noises omitted in this report were not seen or had enough margin (more than 20 dB).

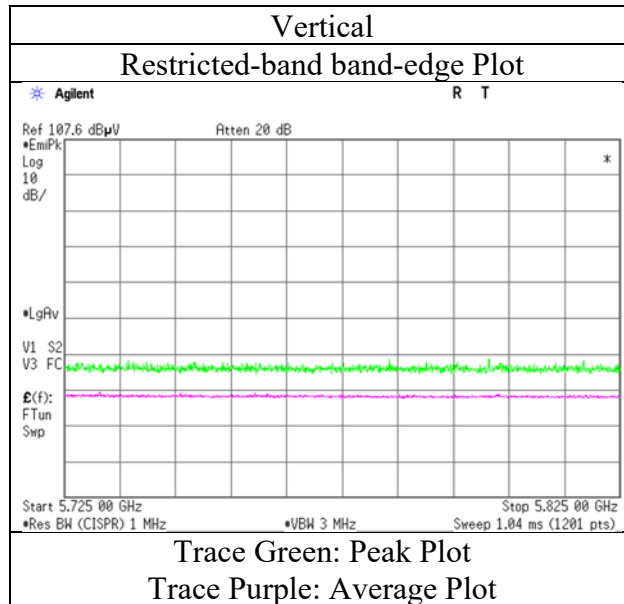
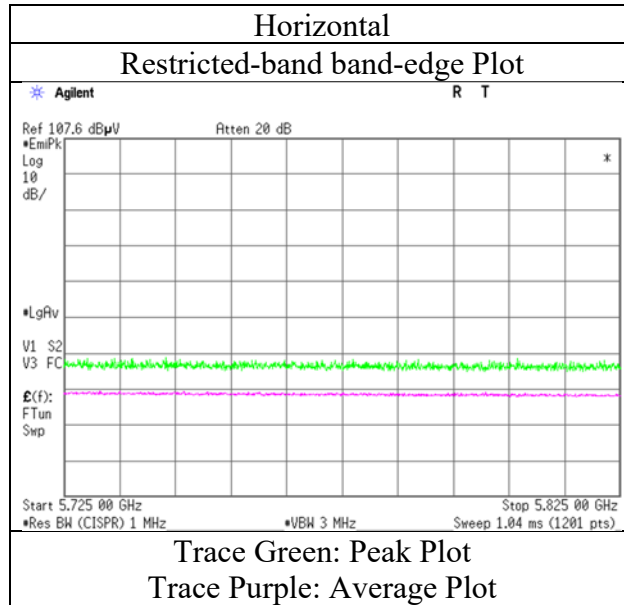
\*QP detector was used up to 1GHz.

Distance factor:      1 GHz - 10 GHz       $20\log(3.95 \text{ m} / 3.0 \text{ m}) = 2.39 \text{ dB}$

### Radiated Spurious Emission

Test place	Ise EMC Lab.
Semi Anechoic Chamber	No.3
Date	January 11, 2023
Temperature / Humidity	20 deg. C / 30 % RH
Engineer	Sayaka Hara (1 GHz - 10 GHz)
Mode	Tx 11ax-80 5610 MHz (996-tone RU)

#### RU Index 67



\* The measurement was conducted for a sufficiently long enough time to detect any possible spurious emissions. Final result of restricted band edge was shown in tabular data.

## Radiated Spurious Emission

Test place	Ise EMC Lab.
Semi Anechoic Chamber	No.3
Date	January 12, 2023
Temperature / Humidity	20 deg. C / 28 % RH
Engineer	Sayaka Hara (1 GHz - 10 GHz)
Mode	Tx 11ax-80 5775 MHz (26-tone RU)

### RU Index 0

Polarity	Frequency	Reading (QP / PK)	Reading (AV)	Ant. Factor	Loss	Gain	Duty Factor	Result (QP / PK)	Result (AV)	Limit (QP / PK)	Limit (AV)	Margin (QP / PK)	Margin (AV)	Remark
[Hori/Vert]	[MHz]	[dBuV]	[dBuV]	[dB/m]	[dB]	[dB]	[dB]	[dBuV/m]	[dBuV/m]	[dBuV/m]	[dBuV/m]	[dB]	[dB]	
Hori.	5650.0	40.3	-	31.8	6.7	32.0	-	46.8	-	68.2	-	21.4	-	
Hori.	5700.0	41.2	-	31.8	6.7	32.0	-	47.7	-	105.2	-	57.5	-	
Hori.	5720.0	43.5	-	31.9	6.7	32.0	-	50.2	-	110.8	-	60.7	-	
Hori.	5725.0	43.5	-	31.9	6.7	32.0	-	50.2	-	122.2	-	72.0	-	
Vert.	5650.0	40.6	-	31.8	6.7	32.0	-	47.1	-	68.2	-	21.1	-	
Vert.	5700.0	41.9	-	31.8	6.7	32.0	-	48.5	-	105.2	-	56.7	-	
Vert.	5720.0	45.6	-	31.9	6.7	32.0	-	52.2	-	110.8	-	58.6	-	
Vert.	5725.0	46.2	-	31.9	6.7	32.0	-	52.9	-	122.2	-	69.3	-	

Result (QP / PK) = Reading + Ant Factor + Loss (Cable+Attenuator+Filter+Distance factor(above 1 GHz)) - Gain(Amplifier)

Result (AV) = Reading + Ant Factor + Loss (Cable+Attenuator+Filter+Distance factor(above 1 GHz)) - Gain(Amplifier) + Duty factor

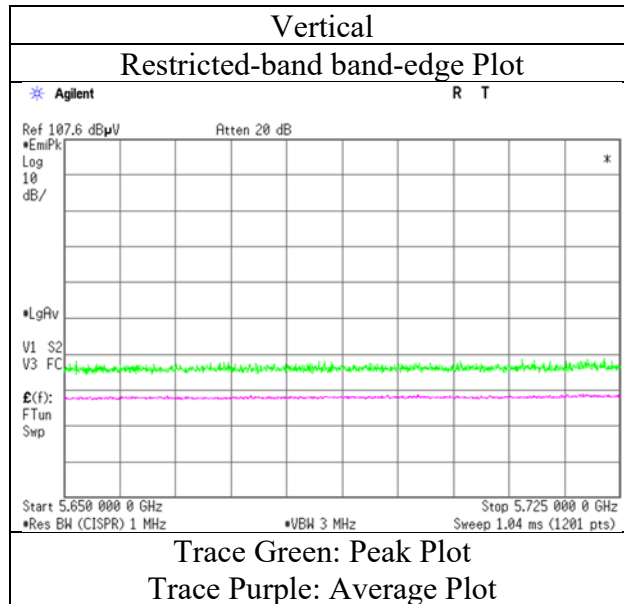
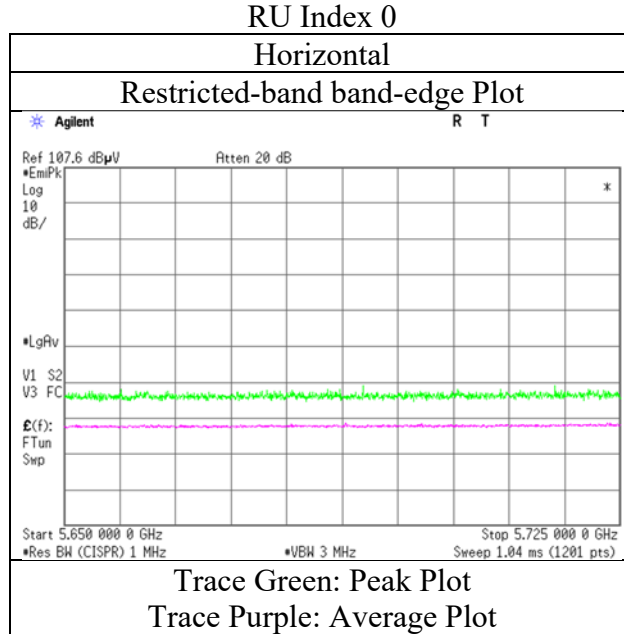
\*Other frequency noises omitted in this report were not seen or had enough margin (more than 20 dB).

\*QP detector was used up to 1GHz.

Distance factor:      1 GHz - 10 GHz       $20\log(3.95 \text{ m} / 3.0 \text{ m}) = 2.39 \text{ dB}$

### Radiated Spurious Emission

Test place	Ise EMC Lab.
Semi Anechoic Chamber	No.3
Date	January 12, 2023
Temperature / Humidity	20 deg. C / 28 % RH
Engineer	Sayaka Hara (1 GHz - 10 GHz)
Mode	Tx 11ax-80 5775 MHz (26-tone RU)



\* The measurement was conducted for a sufficiently long enough time to detect any possible spurious emissions. Final result of restricted band edge was shown in tabular data.

## Radiated Spurious Emission

Test place	Ise EMC Lab.
Semi Anechoic Chamber	No.3
Date	January 12, 2023
Temperature / Humidity	20 deg. C / 28 % RH
Engineer	Sayaka Hara (1 GHz - 10 GHz)
Mode	Tx 11ax-80 5775 MHz (52-tone RU)

### RU Index 37

Polarity	Frequency	Reading (QP / PK)	Reading (AV)	Ant. Factor	Loss	Gain	Duty Factor	Result (QP / PK)	Result (AV)	Limit (QP / PK)	Limit (AV)	Margin (QP / PK)	Margin (AV)	Remark
[Hori/Vert]	[MHz]	[dBuV]	[dBuV]	[dB/m]	[dB]	[dB]	[dB]	[dBuV/m]	[dBuV/m]	[dBuV/m]	[dBuV/m]	[dB]	[dB]	
Hori.	5650.0	41.7	-	31.8	6.7	32.0	-	48.2	-	68.2	-	20.0	-	
Hori.	5700.0	42.8	-	31.8	6.7	32.0	-	49.4	-	105.2	-	55.8	-	
Hori.	5720.0	45.3	-	31.9	6.7	32.0	-	52.0	-	110.8	-	58.8	-	
Hori.	5725.0	45.7	-	31.9	6.7	32.0	-	52.3	-	122.2	-	69.9	-	
Vert.	5650.0	41.8	-	31.8	6.7	32.0	-	48.3	-	68.2	-	19.9	-	
Vert.	5700.0	43.4	-	31.8	6.7	32.0	-	50.0	-	105.2	-	55.2	-	
Vert.	5720.0	46.2	-	31.9	6.7	32.0	-	52.9	-	110.8	-	57.9	-	
Vert.	5725.0	47.5	-	31.9	6.7	32.0	-	54.1	-	122.2	-	68.1	-	

Result (QP / PK) = Reading + Ant Factor + Loss (Cable+Attenuator+Filter+Distance factor(above 1 GHz)) - Gain(Amplifier)

Result (AV) = Reading + Ant Factor + Loss (Cable+Attenuator+Filter+Distance factor(above 1 GHz)) - Gain(Amplifier) + Duty factor

\*Other frequency noises omitted in this report were not seen or had enough margin (more than 20 dB).

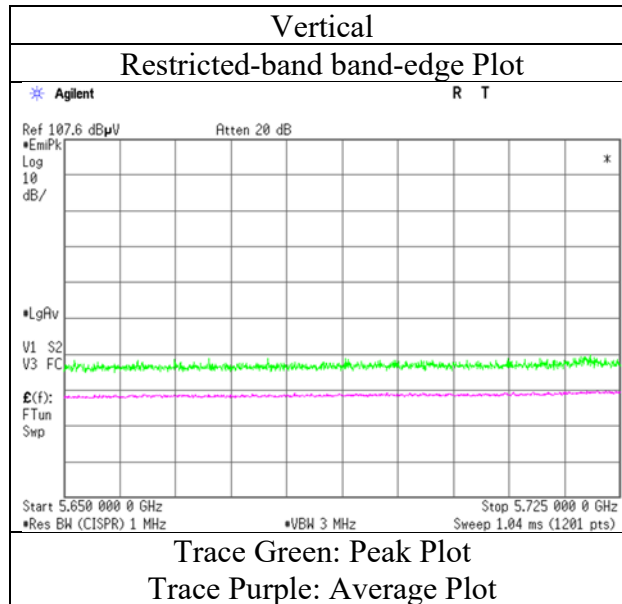
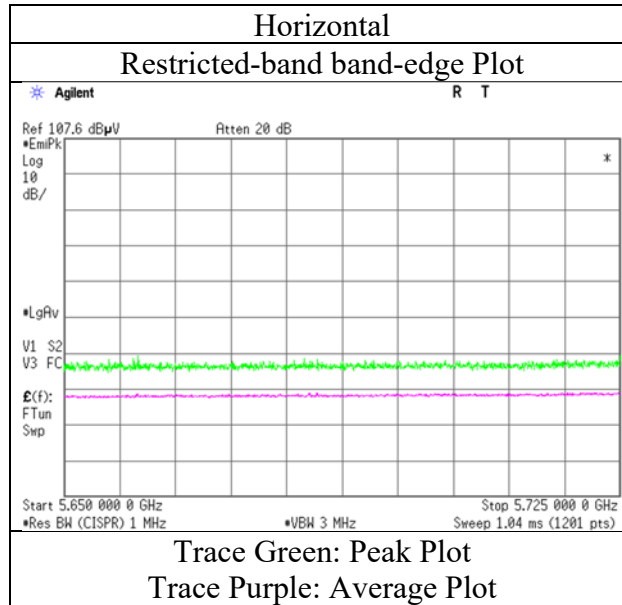
\*QP detector was used up to 1GHz.

Distance factor:      1 GHz - 10 GHz       $20\log(3.95 \text{ m} / 3.0 \text{ m}) = 2.39 \text{ dB}$

### Radiated Spurious Emission

Test place	Ise EMC Lab.
Semi Anechoic Chamber	No.3
Date	January 12, 2023
Temperature / Humidity	20 deg. C / 28 % RH
Engineer	Sayaka Hara (1 GHz - 10 GHz)
Mode	Tx 11ax-80 5775 MHz (52-tone RU)

#### RU Index 37



\* The measurement was conducted for a sufficiently long enough time to detect any possible spurious emissions. Final result of restricted band edge was shown in tabular data.

## Radiated Spurious Emission

Test place	Ise EMC Lab.
Semi Anechoic Chamber	No.3
Date	January 12, 2023
Temperature / Humidity	20 deg. C / 28 % RH
Engineer	Sayaka Hara (1 GHz - 10 GHz)
Mode	Tx 11ax-80 5775 MHz (106-tone RU)

### RU Index 53

Polarity	Frequency	Reading (QP / PK)	Reading (AV)	Ant. Factor	Loss	Gain	Duty Factor	Result (QP / PK)	Result (AV)	Limit (QP / PK)	Limit (AV)	Margin (QP / PK)	Margin (AV)	Remark
[Hori/Vert]	[MHz]	[dBuV]	[dBuV]	[dB/m]	[dB]	[dB]	[dB]	[dBuV/m]	[dBuV/m]	[dBuV/m]	[dBuV/m]	[dB]	[dB]	
Hori.	5650.0	42.5	-	31.8	6.7	32.0	-	48.9	-	68.2	-	19.3	-	
Hori.	5700.0	43.4	-	31.8	6.7	32.0	-	50.0	-	105.2	-	55.2	-	
Hori.	5720.0	47.0	-	31.9	6.7	32.0	-	53.7	-	110.8	-	57.1	-	
Hori.	5725.0	47.6	-	31.9	6.7	32.0	-	54.2	-	122.2	-	68.0	-	
Vert.	5650.0	42.5	-	31.8	6.7	32.0	-	49.0	-	68.2	-	19.2	-	
Vert.	5700.0	43.8	-	31.8	6.7	32.0	-	50.4	-	105.2	-	54.8	-	
Vert.	5720.0	48.4	-	31.9	6.7	32.0	-	55.1	-	110.8	-	55.7	-	
Vert.	5725.0	49.3	-	31.9	6.7	32.0	-	56.0	-	122.2	-	66.2	-	

Result (QP / PK) = Reading + Ant Factor + Loss (Cable+Attenuator+Filter+Distance factor(above 1 GHz)) - Gain(Amplifier)

Result (AV) = Reading + Ant Factor + Loss (Cable+Attenuator+Filter+Distance factor(above 1 GHz)) - Gain(Amplifier) + Duty factor

\*Other frequency noises omitted in this report were not seen or had enough margin (more than 20 dB).

\*QP detector was used up to 1GHz.

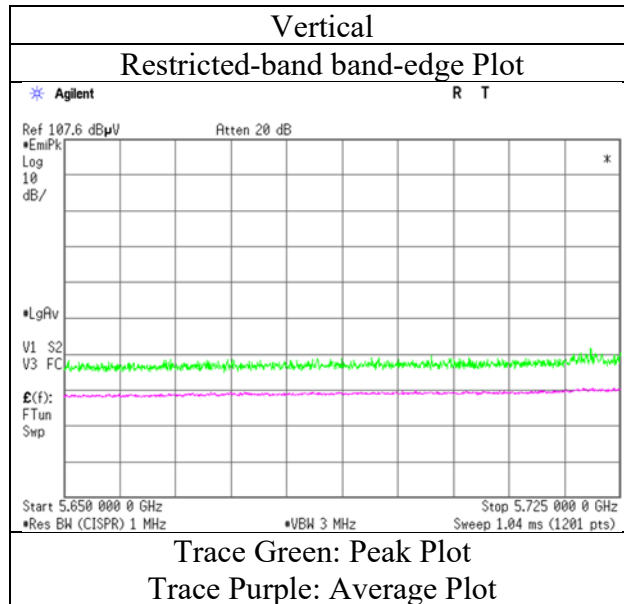
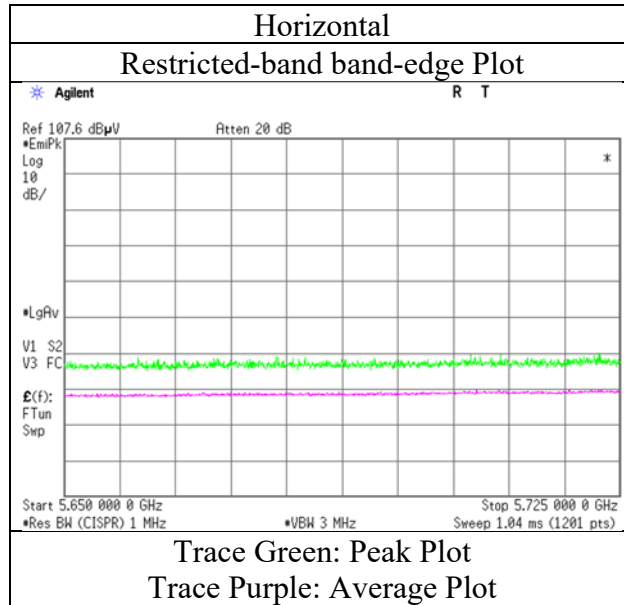
Distance factor:      1 GHz - 10 GHz       $20\log(3.95 \text{ m} / 3.0 \text{ m}) = 2.39 \text{ dB}$



### Radiated Spurious Emission

Test place	Ise EMC Lab.
Semi Anechoic Chamber	No.3
Date	January 12, 2023
Temperature / Humidity	20 deg. C / 28 % RH
Engineer	Sayaka Hara (1 GHz - 10 GHz)
Mode	Tx 11ax-80 5775 MHz (106-tone RU)

#### RU Index 53



\* The measurement was conducted for a sufficiently long enough time to detect any possible spurious emissions. Final result of restricted band edge was shown in tabular data.

## Radiated Spurious Emission

Test place	Ise EMC Lab.
Semi Anechoic Chamber	No.3
Date	January 12, 2023
Temperature / Humidity	20 deg. C / 28 % RH
Engineer	Sayaka Hara (1 GHz - 10 GHz)
Mode	Tx 11ax-80 5775 MHz (242-tone RU)

### RU Index 61

Polarity	Frequency	Reading (QP / PK)	Reading (AV)	Ant. Factor	Loss	Gain	Duty Factor	Result (QP / PK)	Result (AV)	Limit (QP / PK)	Limit (AV)	Margin (QP / PK)	Margin (AV)	Remark
[Hori/Vert]	[MHz]	[dBuV]	[dBuV]	[dB/m]	[dB]	[dB]	[dB]	[dBuV/m]	[dBuV/m]	[dBuV/m]	[dBuV/m]	[dB]	[dB]	
Hori.	5650.0	43.8	-	31.8	6.7	32.0	-	50.3	-	68.2	-	17.9	-	
Hori.	5700.0	45.8	-	31.8	6.7	32.0	-	52.4	-	105.2	-	52.8	-	
Hori.	5720.0	52.0	-	31.9	6.7	32.0	-	58.7	-	110.8	-	52.1	-	
Hori.	5725.0	54.2	-	31.9	6.7	32.0	-	60.9	-	122.2	-	61.3	-	
Vert.	5650.0	43.9	-	31.8	6.7	32.0	-	50.3	-	68.2	-	17.9	-	
Vert.	5700.0	46.4	-	31.8	6.7	32.0	-	53.0	-	105.2	-	52.2	-	
Vert.	5720.0	52.7	-	31.9	6.7	32.0	-	59.4	-	110.8	-	51.4	-	
Vert.	5725.0	55.8	-	31.9	6.7	32.0	-	62.5	-	122.2	-	59.8	-	

Result (QP / PK) = Reading + Ant Factor + Loss (Cable+Attenuator+Filter+Distance factor(above 1 GHz)) - Gain(Amplifier)

Result (AV) = Reading + Ant Factor + Loss (Cable+Attenuator+Filter+Distance factor(above 1 GHz)) - Gain(Amplifier) + Duty factor

\*Other frequency noises omitted in this report were not seen or had enough margin (more than 20 dB).

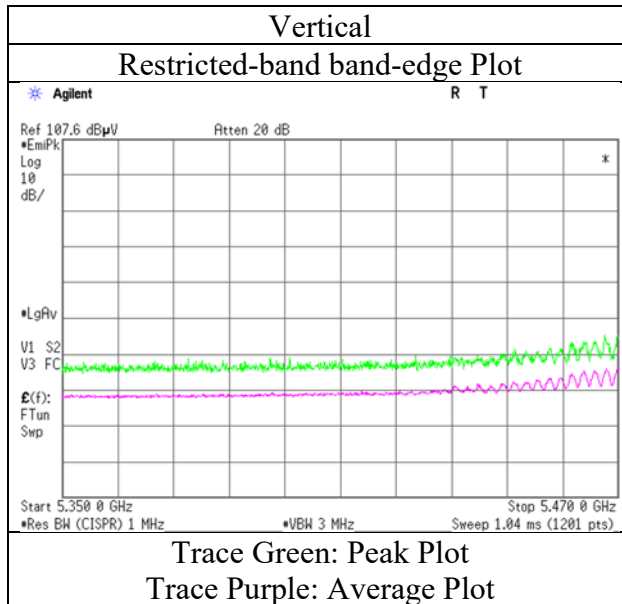
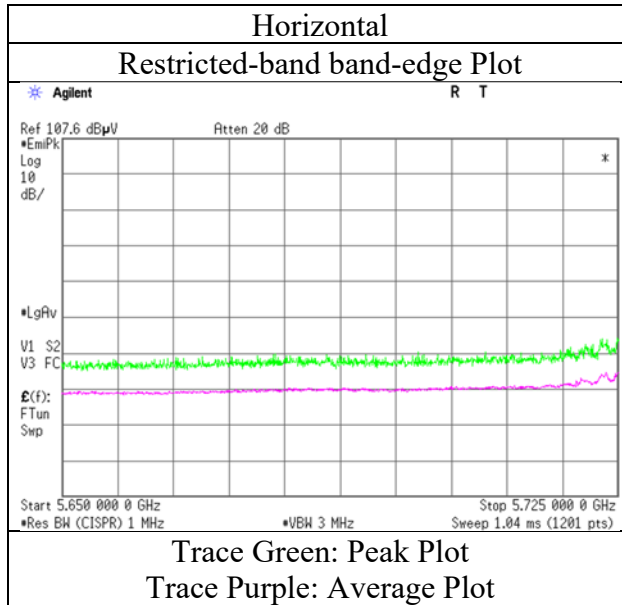
\*QP detector was used up to 1GHz.

Distance factor:      1 GHz - 10 GHz       $20\log(3.95 \text{ m} / 3.0 \text{ m}) = 2.39 \text{ dB}$

### Radiated Spurious Emission

Test place	Ise EMC Lab.
Semi Anechoic Chamber	No.3
Date	January 12, 2023
Temperature / Humidity	20 deg. C / 28 % RH
Engineer	Sayaka Hara (1 GHz - 10 GHz)
Mode	Tx 11ax-80 5775 MHz (242-tone RU)

#### RU Index 61



\* The measurement was conducted for a sufficiently long enough time to detect any possible spurious emissions. Final result of restricted band edge was shown in tabular data.

## Radiated Spurious Emission

Test place	Ise EMC Lab.
Semi Anechoic Chamber	No.3
Date	January 12, 2023
Temperature / Humidity	20 deg. C / 28 % RH
Engineer	Sayaka Hara (1 GHz - 10 GHz)
Mode	Tx 11ax-80 5775 MHz (484-tone RU)

### RU Index 65

Polarity	Frequency	Reading (QP / PK)	Reading (AV)	Ant. Factor	Loss	Gain	Duty Factor	Result (QP / PK)	Result (AV)	Limit (QP / PK)	Limit (AV)	Margin (QP / PK)	Margin (AV)	Remark
[Hori/Vert]	[MHz]	[dBuV]	[dBuV]	[dB/m]	[dB]	[dB]	[dB]	[dBuV/m]	[dBuV/m]	[dBuV/m]	[dBuV/m]	[dB]	[dB]	
Hori.	5650.0	44.0	-	31.8	6.7	32.0	-	50.5	-	68.2	-	17.7	-	
Hori.	5700.0	47.2	-	31.8	6.7	32.0	-	53.8	-	105.2	-	51.4	-	
Hori.	5720.0	52.6	-	31.9	6.7	32.0	-	59.3	-	110.8	-	51.5	-	
Hori.	5725.0	54.9	-	31.9	6.7	32.0	-	61.6	-	122.2	-	60.6	-	
Vert.	5650.0	44.3	-	31.8	6.7	32.0	-	50.8	-	68.2	-	17.4	-	
Vert.	5700.0	50.1	-	31.8	6.7	32.0	-	56.7	-	105.2	-	48.5	-	
Vert.	5720.0	54.5	-	31.9	6.7	32.0	-	61.1	-	110.8	-	49.7	-	
Vert.	5725.0	56.3	-	31.9	6.7	32.0	-	63.0	-	122.2	-	59.2	-	

Result (QP / PK) = Reading + Ant Factor + Loss (Cable+Attenuator+Filter+Distance factor(above 1 GHz)) - Gain(Amplifier)

Result (AV) = Reading + Ant Factor + Loss (Cable+Attenuator+Filter+Distance factor(above 1 GHz)) - Gain(Amplifier) + Duty factor

\*Other frequency noises omitted in this report were not seen or had enough margin (more than 20 dB).

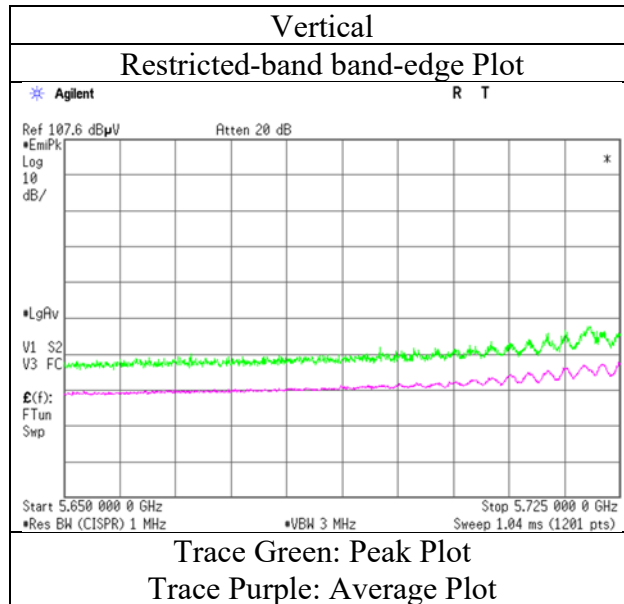
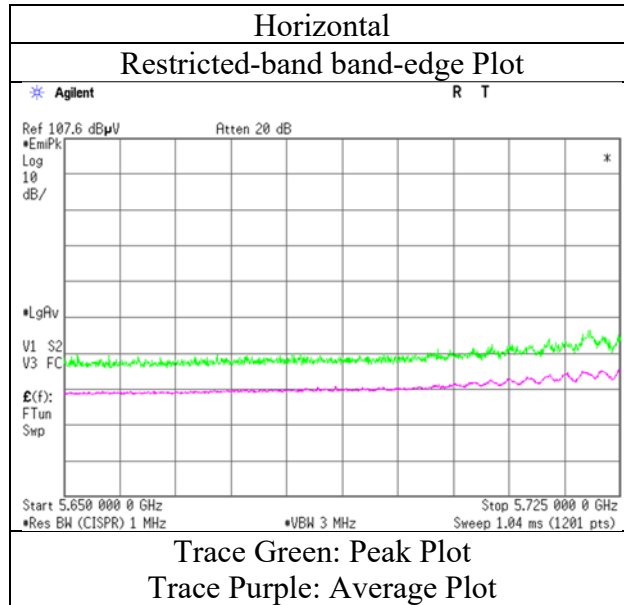
\*QP detector was used up to 1GHz.

Distance factor:      1 GHz - 10 GHz       $20\log(3.95\text{ m} / 3.0\text{ m}) = 2.39\text{ dB}$

### Radiated Spurious Emission

Test place	Ise EMC Lab.
Semi Anechoic Chamber	No.3
Date	January 12, 2023
Temperature / Humidity	20 deg. C / 28 % RH
Engineer	Sayaka Hara (1 GHz - 10 GHz)
Mode	Tx 11ax-80 5775 MHz (484-tone RU)

#### RU Index 65



\* The measurement was conducted for a sufficiently long enough time to detect any possible spurious emissions. Final result of restricted band edge was shown in tabular data.

## Radiated Spurious Emission

Test place	Ise EMC Lab.
Semi Anechoic Chamber	No.3
Date	January 12, 2023
Temperature / Humidity	20 deg. C / 28 % RH
Engineer	Sayaka Hara
	(1 GHz - 10 GHz)
Mode	Tx 11ax-80 5775 MHz (26-tone RU)

### RU Index 36

Polarity	Frequency	Reading (QP / PK)	Reading (AV)	Ant. Factor	Loss	Gain	Duty Factor	Result (QP / PK)	Result (AV)	Limit (QP / PK)	Limit (AV)	Margin (QP / PK)	Margin (AV)	Remark
[Hori/Vert]	[MHz]	[dBuV]	[dBuV]	[dB/m]	[dB]	[dB]	[dB]	[dBuV/m]	[dBuV/m]	[dBuV/m]	[dBuV/m]	[dB]	[dB]	
Hori.	5850.0	41.4	-	32.2	6.8	32.0	-	48.5	-	122.2	-	73.8	-	
Hori.	5855.0	40.9	-	32.2	6.8	32.0	-	48.0	-	110.8	-	62.8	-	
Hori.	5875.0	40.9	-	32.3	6.8	32.0	-	47.9	-	105.2	-	57.3	-	
Hori.	5925.0	40.6	-	32.3	6.8	32.0	-	47.7	-	68.2	-	20.5	-	
Vert.	5850.0	41.8	-	32.2	6.8	32.0	-	48.8	-	122.2	-	73.4	-	
Vert.	5855.0	40.8	-	32.2	6.8	32.0	-	47.8	-	110.8	-	63.0	-	
Vert.	5875.0	40.6	-	32.3	6.8	32.0	-	47.6	-	105.2	-	57.6	-	
Vert.	5925.0	40.5	-	32.3	6.8	32.0	-	47.6	-	68.2	-	20.6	-	

Result (QP / PK) = Reading + Ant Factor + Loss (Cable+Attenuator+Filter+Distance factor(above 1 GHz)) - Gain(Amplifier)

Result (AV) = Reading + Ant Factor + Loss (Cable+Attenuator+Filter+Distance factor(above 1 GHz)) - Gain(Amplifier) + Duty factor

\*Other frequency noises omitted in this report were not seen or had enough margin (more than 20 dB).

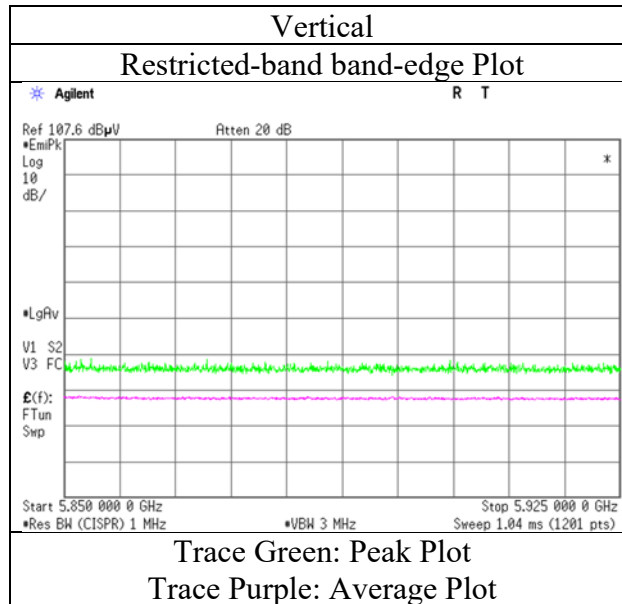
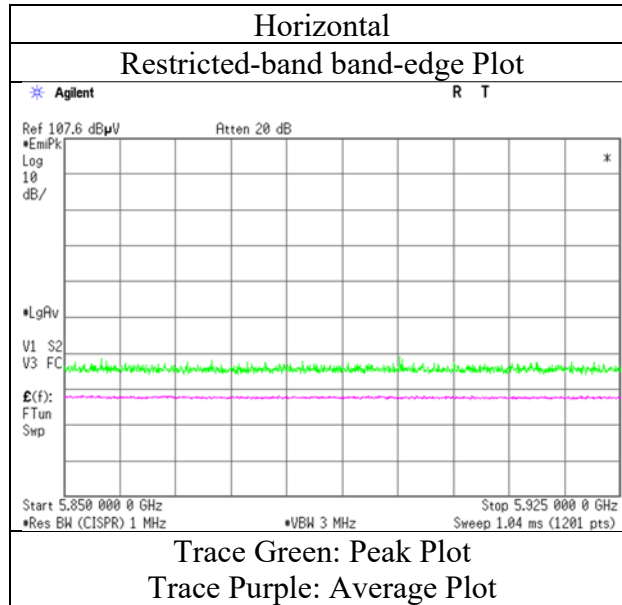
\*QP detector was used up to 1GHz.

Distance factor:            1 GHz - 10 GHz             $20\log(3.95 \text{ m} / 3.0 \text{ m}) = 2.39 \text{ dB}$

### Radiated Spurious Emission

Test place	Ise EMC Lab.
Semi Anechoic Chamber	No.3
Date	January 12, 2023
Temperature / Humidity	20 deg. C / 28 % RH
Engineer	Sayaka Hara (1 GHz - 10 GHz)
Mode	Tx 11ax-80 5775 MHz (26-tone RU)

#### RU Index 36



\* The measurement was conducted for a sufficiently long enough time to detect any possible spurious emissions. Final result of restricted band edge was shown in tabular data.

## Radiated Spurious Emission

Test place	Ise EMC Lab.
Semi Anechoic Chamber	No.3
Date	January 12, 2023
Temperature / Humidity	20 deg. C / 28 % RH
Engineer	Sayaka Hara
	(1 GHz - 10 GHz)
Mode	Tx 11ax-80 5775 MHz (52-tone RU)

### RU Index 52

Polarity	Frequency	Reading (QP / PK)	Reading (AV)	Ant. Factor	Loss	Gain	Duty Factor	Result (QP / PK)	Result (AV)	Limit (QP / PK)	Limit (AV)	Margin (QP / PK)	Margin (AV)	Remark
[Hori/Vert]	[MHz]	[dBuV]	[dBuV]	[dB/m]	[dB]	[dB]	[dB]	[dBuV/m]	[dBuV/m]	[dBuV/m]	[dBuV/m]	[dB]	[dB]	
Hori.	5850.0	42.9	-	32.2	6.8	32.0	-	49.9	-	122.2	-	72.3	-	
Hori.	5855.0	42.5	-	32.2	6.8	32.0	-	49.6	-	110.8	-	61.3	-	
Hori.	5875.0	41.6	-	32.3	6.8	32.0	-	48.6	-	105.2	-	56.6	-	
Hori.	5925.0	41.0	-	32.3	6.8	32.0	-	48.2	-	68.2	-	20.0	-	
Vert.	5850.0	43.1	-	32.2	6.8	32.0	-	50.1	-	122.2	-	72.1	-	
Vert.	5855.0	42.7	-	32.2	6.8	32.0	-	49.7	-	110.8	-	61.1	-	
Vert.	5875.0	41.9	-	32.3	6.8	32.0	-	49.0	-	105.2	-	56.2	-	
Vert.	5925.0	41.4	-	32.3	6.8	32.0	-	48.5	-	68.2	-	19.7	-	

Result (QP / PK) = Reading + Ant Factor + Loss (Cable+Attenuator+Filter+Distance factor(above 1 GHz)) - Gain(Amplifier)

Result (AV) = Reading + Ant Factor + Loss (Cable+Attenuator+Filter+Distance factor(above 1 GHz)) - Gain(Amplifier) + Duty factor

\*Other frequency noises omitted in this report were not seen or had enough margin (more than 20 dB).

\*QP detector was used up to 1GHz.

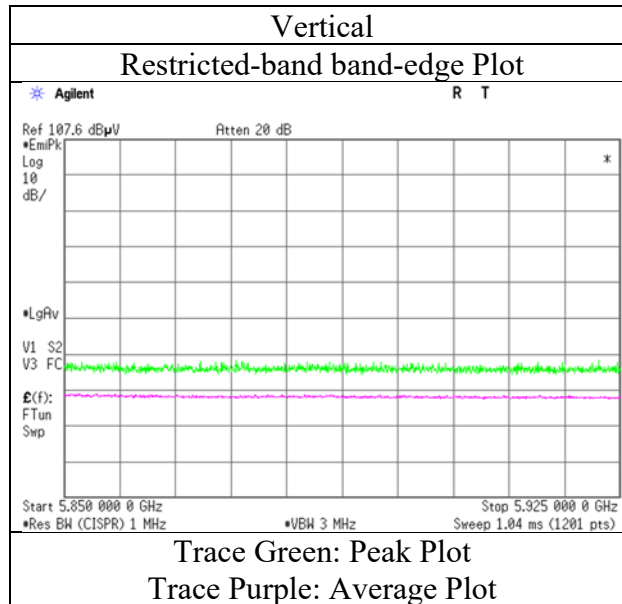
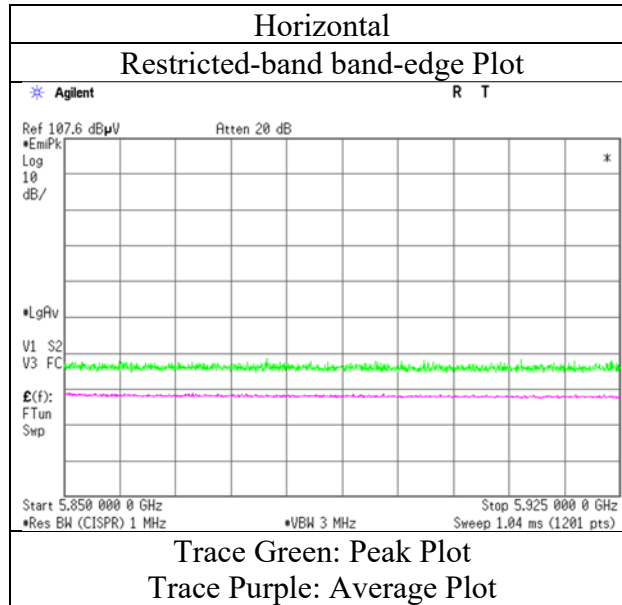
Distance factor:      1 GHz - 10 GHz       $20\log(3.95 \text{ m} / 3.0 \text{ m}) = 2.39 \text{ dB}$



### Radiated Spurious Emission

Test place	Ise EMC Lab.
Semi Anechoic Chamber	No.3
Date	January 12, 2023
Temperature / Humidity	20 deg. C / 28 % RH
Engineer	Sayaka Hara (1 GHz - 10 GHz)
Mode	Tx 11ax-80 5775 MHz (52-tone RU)

#### RU Index 52



\* The measurement was conducted for a sufficiently long enough time to detect any possible spurious emissions. Final result of restricted band edge was shown in tabular data.

## Radiated Spurious Emission

Test place	Ise EMC Lab.
Semi Anechoic Chamber	No.3
Date	January 12, 2023
Temperature / Humidity	20 deg. C / 28 % RH
Engineer	Sayaka Hara (1 GHz - 10 GHz)
Mode	Tx 11ax-80 5775 MHz (106-tone RU)

### RU Index 60

Polarity	Frequency	Reading (QP / PK)	Reading (AV)	Ant. Factor	Loss	Gain	Duty Factor	Result (QP / PK)	Result (AV)	Limit (QP / PK)	Limit (AV)	Margin (QP / PK)	Margin (AV)	Remark
[Hori/Vert]	[MHz]	[dBuV]	[dBuV]	[dB/m]	[dB]	[dB]	[dB]	[dBuV/m]	[dBuV/m]	[dBuV/m]	[dBuV/m]	[dB]	[dB]	
Hori.	5850.0	43.5	-	32.2	6.8	32.0	-	50.5	-	122.2	-	71.7	-	
Hori.	5855.0	43.2	-	32.2	6.8	32.0	-	50.2	-	110.8	-	60.6	-	
Hori.	5875.0	43.1	-	32.3	6.8	32.0	-	50.1	-	105.2	-	55.1	-	
Hori.	5925.0	42.6	-	32.3	6.8	32.0	-	49.7	-	68.2	-	18.5	-	
Vert.	5850.0	43.5	-	32.2	6.8	32.0	-	50.5	-	122.2	-	71.7	-	
Vert.	5855.0	43.1	-	32.2	6.8	32.0	-	50.1	-	110.8	-	60.7	-	
Vert.	5875.0	42.8	-	32.3	6.8	32.0	-	49.8	-	105.2	-	55.4	-	
Vert.	5925.0	42.2	-	32.3	6.8	32.0	-	49.4	-	68.2	-	18.8	-	

Result (QP / PK) = Reading + Ant Factor + Loss (Cable+Attenuator+Filter+Distance factor(above 1 GHz)) - Gain(Amplifier)

Result (AV) = Reading + Ant Factor + Loss (Cable+Attenuator+Filter+Distance factor(above 1 GHz)) - Gain(Amplifier) + Duty factor

\*Other frequency noises omitted in this report were not seen or had enough margin (more than 20 dB).

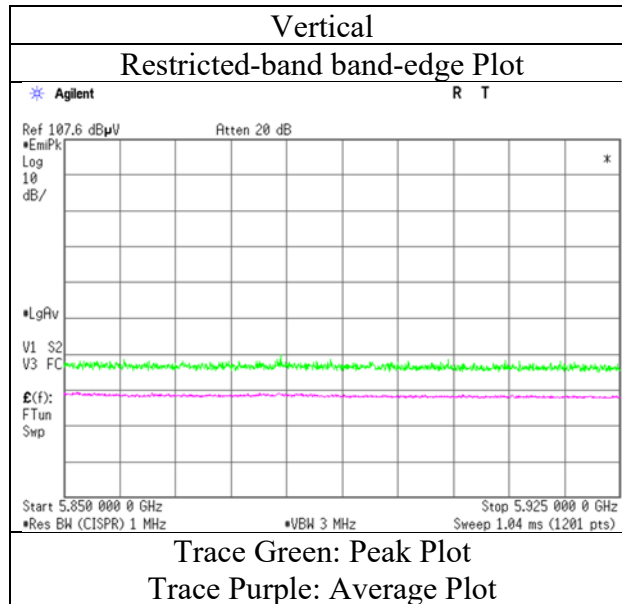
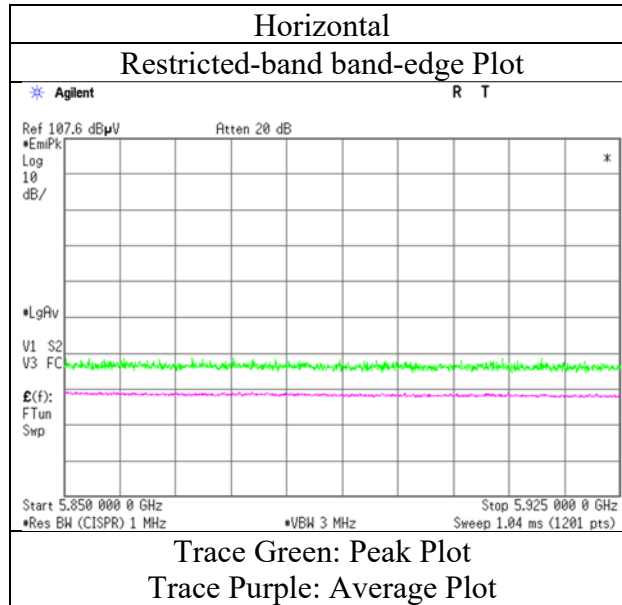
\*QP detector was used up to 1GHz.

Distance factor:      1 GHz - 10 GHz       $20\log(3.95\text{ m} / 3.0\text{ m}) = 2.39\text{ dB}$

### Radiated Spurious Emission

Test place	Ise EMC Lab.
Semi Anechoic Chamber	No.3
Date	January 12, 2023
Temperature / Humidity	20 deg. C / 28 % RH
Engineer	Sayaka Hara (1 GHz - 10 GHz)
Mode	Tx 11ax-80 5775 MHz (106-tone RU)

#### RU Index 60



\* The measurement was conducted for a sufficiently long enough time to detect any possible spurious emissions. Final result of restricted band edge was shown in tabular data.

## Radiated Spurious Emission

Test place	Ise EMC Lab.
Semi Anechoic Chamber	No.3
Date	January 12, 2023
Temperature / Humidity	20 deg. C / 28 % RH
Engineer	Sayaka Hara
	(1 GHz - 10 GHz)
Mode	Tx 11ax-80 5775 MHz (242-tone RU)

### RU Index 64

Polarity	Frequency	Reading (QP / PK)	Reading (AV)	Ant. Factor	Loss	Gain	Duty Factor	Result (QP / PK)	Result (AV)	Limit (QP / PK)	Limit (AV)	Margin (QP / PK)	Margin (AV)	Remark
[Hori/Vert]	[MHz]	[dBuV]	[dBuV]	[dB/m]	[dB]	[dB]	[dB]	[dBuV/m]	[dBuV/m]	[dBuV/m]	[dBuV/m]	[dB]	[dB]	
Hori.	5850.0	46.4	-	32.2	6.8	32.0	-	53.4	-	122.2	-	68.8	-	
Hori.	5855.0	45.8	-	32.2	6.8	32.0	-	52.8	-	110.8	-	58.0	-	
Hori.	5875.0	44.8	-	32.3	6.8	32.0	-	51.9	-	105.2	-	53.4	-	
Hori.	5925.0	43.5	-	32.3	6.8	32.0	-	50.6	-	68.2	-	17.6	-	
Vert.	5850.0	46.4	-	32.2	6.8	32.0	-	53.4	-	122.2	-	68.8	-	
Vert.	5855.0	45.5	-	32.2	6.8	32.0	-	52.6	-	110.8	-	58.2	-	
Vert.	5875.0	44.3	-	32.3	6.8	32.0	-	51.4	-	105.2	-	53.8	-	
Vert.	5925.0	43.8	-	32.3	6.8	32.0	-	50.9	-	68.2	-	17.3	-	

Result (QP / PK) = Reading + Ant Factor + Loss (Cable+Attenuator+Filter+Distance factor(above 1 GHz)) - Gain(Amplifier)

Result (AV)= Reading + Ant Factor + Loss (Cable+Attenuator+Filter+Distance factor(above 1 GHz)) - Gain(Amplifier) + Duty factor

\*Other frequency noises omitted in this report were not seen or had enough margin (more than 20 dB).

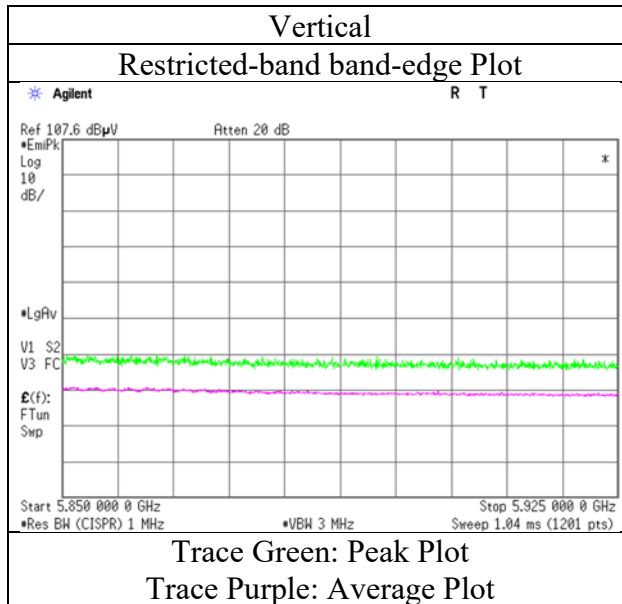
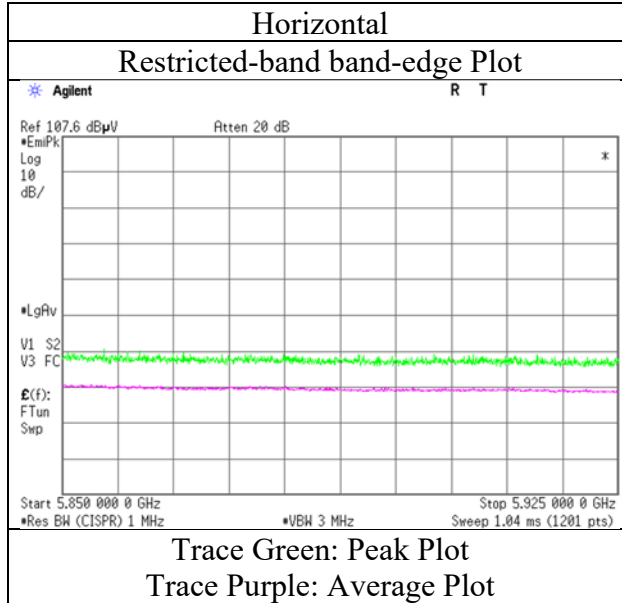
\*QP detector was used up to 1GHz.

Distance factor:            1 GHz - 10 GHz             $20\log(3.95 \text{ m} / 3.0 \text{ m}) = 2.39 \text{ dB}$

### Radiated Spurious Emission

Test place	Ise EMC Lab.
Semi Anechoic Chamber	No.3
Date	January 12, 2023
Temperature / Humidity	20 deg. C / 28 % RH
Engineer	Sayaka Hara (1 GHz - 10 GHz)
Mode	Tx 11ax-80 5775 MHz (242-tone RU)

#### RU Index 64



\* The measurement was conducted for a sufficiently long enough time to detect any possible spurious emissions. Final result of restricted band edge was shown in tabular data.

## Radiated Spurious Emission

Test place	Ise EMC Lab.
Semi Anechoic Chamber	No.3
Date	January 12, 2023
Temperature / Humidity	20 deg. C / 28 % RH
Engineer	Sayaka Hara (1 GHz - 10 GHz)
Mode	Tx 11ax-80 5775 MHz (484-tone RU)

### RU Index 66

Polarity	Frequency	Reading (QP / PK)	Reading (AV)	Ant. Factor	Loss	Gain	Duty Factor	Result (QP / PK)	Result (AV)	Limit (QP / PK)	Limit (AV)	Margin (QP / PK)	Margin (AV)	Remark
[Hori/Vert]	[MHz]	[dBuV]	[dBuV]	[dB/m]	[dB]	[dB]	[dB]	[dBuV/m]	[dBuV/m]	[dBuV/m]	[dBuV/m]	[dB]	[dB]	
Hori.	5850.0	47.7	-	32.2	6.8	32.0	-	54.7	-	122.2	-	67.5	-	
Hori.	5855.0	46.2	-	32.2	6.8	32.0	-	53.2	-	110.8	-	57.6	-	
Hori.	5875.0	45.0	-	32.3	6.8	32.0	-	52.0	-	105.2	-	53.2	-	
Hori.	5925.0	43.4	-	32.3	6.8	32.0	-	50.6	-	68.2	-	17.6	-	
Vert.	5850.0	46.6	-	32.2	6.8	32.0	-	53.6	-	122.2	-	68.6	-	
Vert.	5855.0	45.6	-	32.2	6.8	32.0	-	52.6	-	110.8	-	58.2	-	
Vert.	5875.0	44.7	-	32.3	6.8	32.0	-	51.7	-	105.2	-	53.5	-	
Vert.	5925.0	43.7	-	32.3	6.8	32.0	-	50.8	-	68.2	-	17.4	-	

Result (QP / PK) = Reading + Ant Factor + Loss (Cable+Attenuator+Filter+Distance factor(above 1 GHz)) - Gain(Amplifier)

Result (AV) = Reading + Ant Factor + Loss (Cable+Attenuator+Filter+Distance factor(above 1 GHz)) - Gain(Amplifier) + Duty factor

\*Other frequency noises omitted in this report were not seen or had enough margin (more than 20 dB).

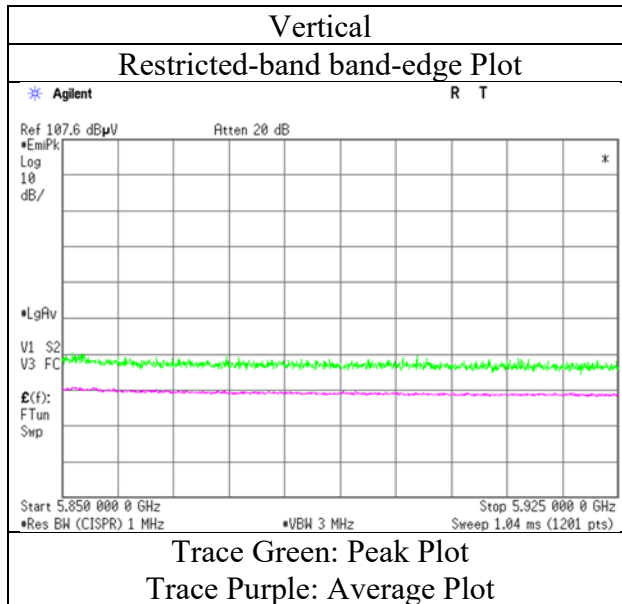
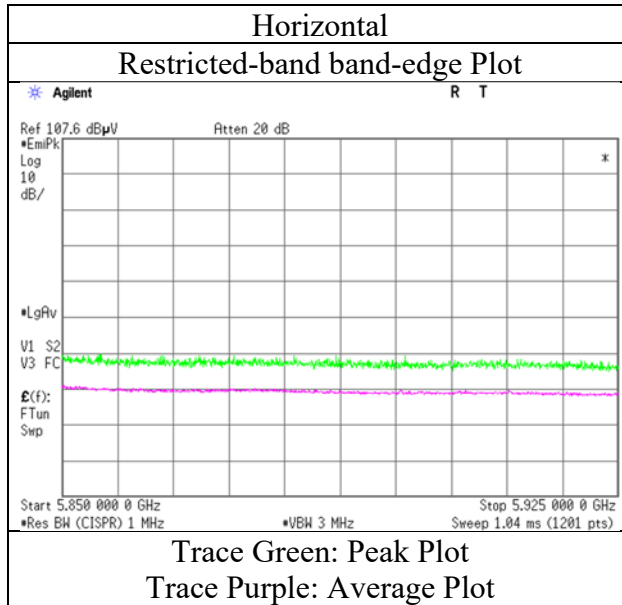
\*QP detector was used up to 1GHz.

Distance factor:      1 GHz - 10 GHz       $20\log(3.95 \text{ m} / 3.0 \text{ m}) = 2.39 \text{ dB}$

### Radiated Spurious Emission

Test place	Ise EMC Lab.
Semi Anechoic Chamber	No.3
Date	January 12, 2023
Temperature / Humidity	20 deg. C / 28 % RH
Engineer	Sayaka Hara (1 GHz - 10 GHz)
Mode	Tx 11ax-80 5775 MHz (484-tone RU)

#### RU Index 66



\* The measurement was conducted for a sufficiently long enough time to detect any possible spurious emissions. Final result of restricted band edge was shown in tabular data.

## Radiated Spurious Emission

Test place	Ise EMC Lab.
Semi Anechoic Chamber	No.3
Date	January 12, 2023
Temperature / Humidity	20 deg. C / 28 % RH
Engineer	Sayaka Hara (1 GHz - 10 GHz)
Mode	Tx 11ax-80 5775 MHz (996-tone RU)

### RU Index 67

Polarity	Frequency	Reading (QP / PK)	Reading (AV)	Ant. Factor	Loss	Gain	Duty Factor	Result (QP / PK)	Result (AV)	Limit (QP / PK)	Limit (AV)	Margin (QP / PK)	Margin (AV)	Remark
[Hori/Vert]	[MHz]	[dBuV]	[dBuV]	[dB/m]	[dB]	[dB]	[dB]	[dBuV/m]	[dBuV/m]	[dBuV/m]	[dBuV/m]	[dB]	[dB]	
Hori.	5650.0	44.1	-	31.8	6.7	32.0	-	50.6	-	68.2	-	17.6	-	
Hori.	5700.0	48.6	-	31.8	6.7	32.0	-	55.2	-	105.2	-	50.0	-	
Hori.	5720.0	50.9	-	31.9	6.7	32.0	-	57.5	-	110.8	-	53.3	-	
Hori.	5725.0	51.6	-	31.9	6.7	32.0	-	58.3	-	122.2	-	63.9	-	
Hori.	5850.0	47.3	-	32.2	6.8	32.0	-	54.4	-	122.2	-	67.9	-	
Hori.	5855.0	46.4	-	32.2	6.8	32.0	-	53.4	-	110.8	-	57.4	-	
Hori.	5875.0	45.2	-	32.3	6.8	32.0	-	52.2	-	105.2	-	53.0	-	
Hori.	5925.0	43.8	-	32.3	6.8	32.0	-	50.9	-	68.2	-	17.3	-	
Vert.	5650.0	44.1	-	31.8	6.7	32.0	-	50.6	-	68.2	-	17.6	-	
Vert.	5700.0	48.8	-	31.8	6.7	32.0	-	55.4	-	105.2	-	49.8	-	
Vert.	5720.0	52.8	-	31.9	6.7	32.0	-	59.4	-	110.8	-	51.4	-	
Vert.	5725.0	53.5	-	31.9	6.7	32.0	-	60.2	-	122.2	-	62.0	-	
Vert.	5850.0	47.1	-	32.2	6.8	32.0	-	54.1	-	122.2	-	68.1	-	
Vert.	5855.0	46.4	-	32.2	6.8	32.0	-	53.4	-	110.8	-	57.4	-	
Vert.	5875.0	44.9	-	32.3	6.8	32.0	-	52.0	-	105.2	-	53.2	-	
Vert.	5925.0	43.2	-	32.3	6.8	32.0	-	50.4	-	68.2	-	17.8	-	

Result (QP / PK) = Reading + Ant Factor + Loss (Cable+Attenuator+Filter+Distance factor(above 1 GHz)) - Gain(Amplifier)

Result (AV)= Reading + Ant Factor + Loss (Cable+Attenuator+Filter+Distance factor(above 1 GHz)) - Gain(Amplifier) + Duty factor

\*Other frequency noises omitted in this report were not seen or had enough margin (more than 20 dB).

\*QP detector was used up to 1GHz.

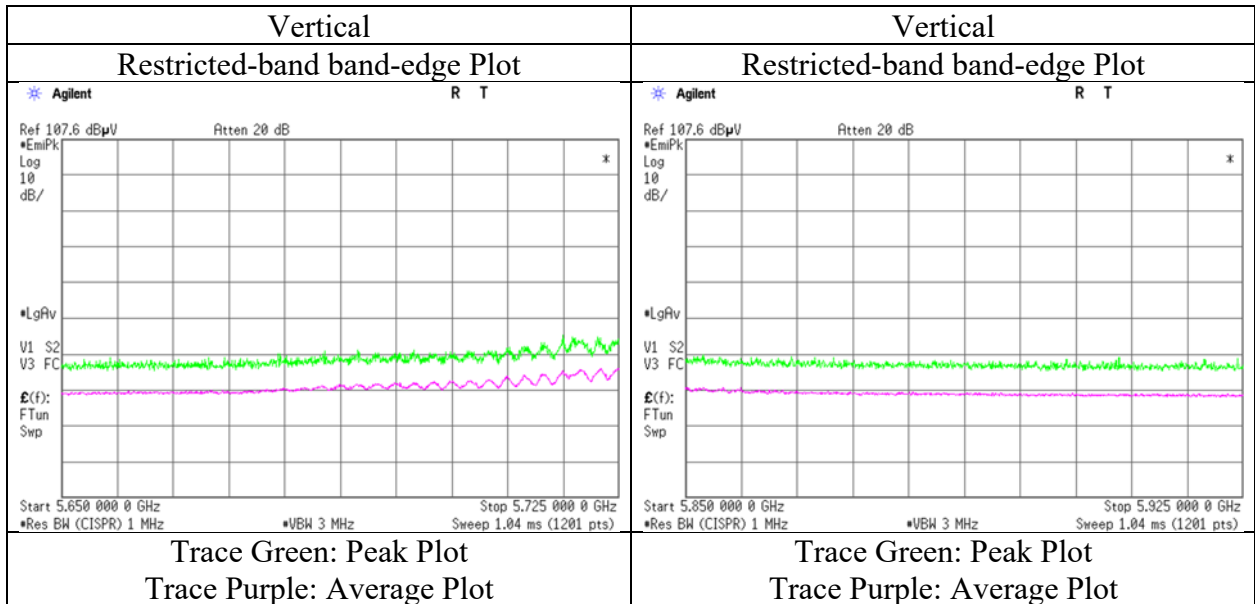
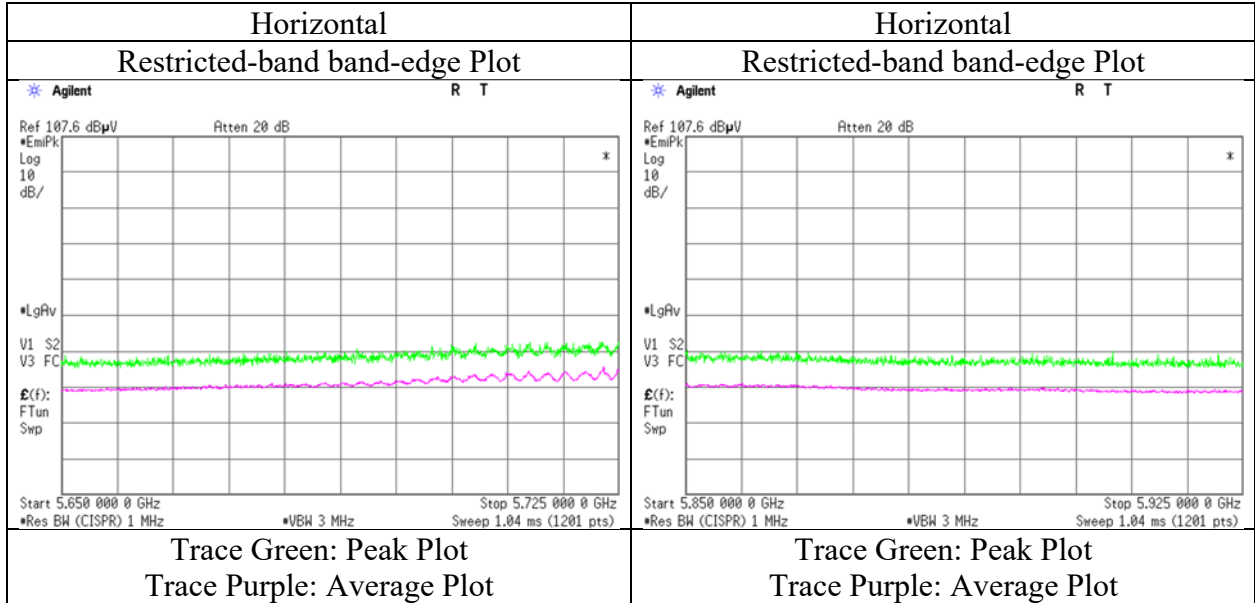
Distance factor:      1 GHz - 10 GHz       $20\log(3.95 \text{ m} / 3.0 \text{ m}) = 2.39 \text{ dB}$



**Radiated Spurious Emission**

Test place	Ise EMC Lab.
Semi Anechoic Chamber	No.3
Date	January 12, 2023
Temperature / Humidity	20 deg. C / 28 % RH
Engineer	Sayaka Hara
	(1 GHz - 10 GHz)
Mode	Tx 11ax-80 5775 MHz (996-tone RU)

RU Index 67



\* The measurement was conducted for a sufficiently long enough time to detect any possible spurious emissions. Final result of restricted band edge was shown in tabular data.

**Radiated Spurious Emission**  
**(WLAN + BT1)**

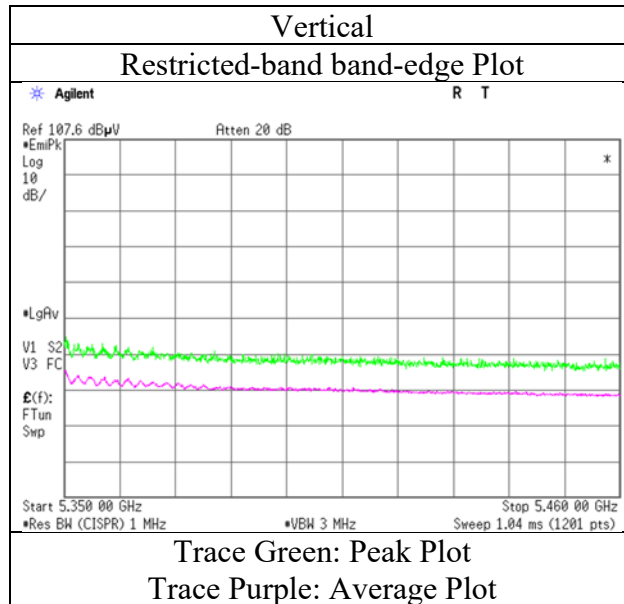
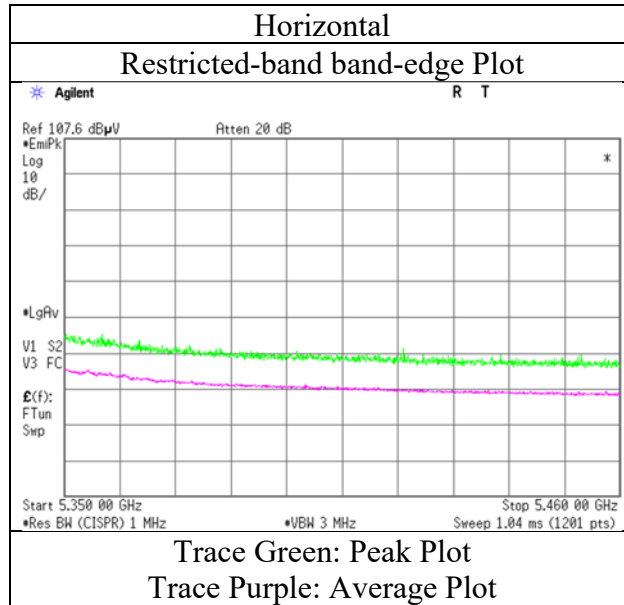
Test place	Ise EMC Lab.					
Semi Anechoic Chamber	No.3	No.3	No.3	No.3	No.3	No.3
Date	January 12, 2023	January 15, 2023	January 15, 2023	January 15, 2023	January 16, 2023	January 16, 2023
Temperature / Humidity	20 deg. C / 28 % RH	20 deg. C / 42 % RH	20 deg. C / 42 % RH	22 deg. C / 34 % RH	20 deg. C / 46 % RH	20 deg. C / 46 % RH
Engineer	Sayaka Hara	Takafumi Noguchi	Takafumi Noguchi	Sayaka Hara	Keiia Ido	Keiia Ido
Mode	(1 GHz - 10 GHz)	(10 GHz - 18 GHz)	(26.5 GHz - 40 GHz)	(18 GHz - 26.5 GHz)	(Below 1 GHz)	(Below 1 GHz)
	Tx 11ax-80 5290 MHz (OFDM) + BT1 3DH5 Hopping					

Polarity [Hori/Vert]	Frequency [MHz]	Reading (QP / PK) [dBuV]	Reading (AV) [dBuV]	Ant. Factor [dB/m]	Loss [dB]	Gain [dB]	Duty Factor [dB]	Result (QP / PK) [dBuV/m]	Result (AV) [dBuV/m]	Limit (QP / PK) [dBuV/m]	Limit (AV) [dBuV/m]	Margin (QP / PK) [dB]	Margin (AV) [dB]	Remark
Hori.	56.3	24.0	-	9.0	7.5	32.2	-	8.3	-	40.0	-	31.7	-	
Hori.	84.7	27.5	-	7.6	7.9	32.2	-	10.8	-	40.0	-	29.2	-	
Hori.	488.0	33.2	-	17.6	11.3	32.0	-	30.1	-	46.0	-	15.9	-	
Hori.	644.1	34.9	-	19.4	12.3	32.0	-	34.5	-	46.0	-	11.5	-	
Hori.	757.0	34.1	-	20.6	12.9	31.7	-	35.9	-	46.0	-	10.1	-	
Hori.	823.3	29.4	-	21.1	13.3	31.3	-	32.5	-	46.0	-	13.5	-	
Hori.	5350.0	55.3	43.4	31.6	6.5	31.9	0.1	61.4	49.7	73.9	53.9	12.5	4.2	*1)
Hori.	10580.0	43.7	-	39.8	-1.6	33.8	-	48.1	-	68.2	-	20.1	-	Floor noise
Hori.	15870.0	43.2	33.1	37.4	0.5	33.0	-	48.2	38.1	73.9	53.9	25.7	15.8	Floor noise
Vert.	56.3	42.7	-	9.0	7.5	32.2	-	27.0	-	40.0	-	13.0	-	
Vert.	84.7	41.6	-	7.6	7.9	32.2	-	24.9	-	40.0	-	15.1	-	
Vert.	488.0	37.1	-	17.6	11.3	32.0	-	34.0	-	46.0	-	12.0	-	
Vert.	644.1	39.5	-	19.4	12.3	32.0	-	39.1	-	46.0	-	6.9	-	
Vert.	757.0	34.0	-	20.6	12.9	31.7	-	35.8	-	46.0	-	10.2	-	
Vert.	827.1	31.3	-	21.2	13.3	31.3	-	34.5	-	46.0	-	11.6	-	
Vert.	5350.0	53.5	42.0	31.6	6.5	31.9	0.1	59.7	48.3	73.9	53.9	14.2	5.6	*1)
Vert.	10580.0	43.7	-	39.8	-1.6	33.8	-	48.1	-	68.2	-	20.1	-	Floor noise
Vert.	15870.0	43.2	33.1	37.4	0.5	33.0	-	48.2	38.1	73.9	53.9	25.7	15.8	Floor noise

Result (QP / PK) = Reading + Ant Factor + Loss (Cable+Attenuator+Filter+Distance factor(above 1 GHz)) - Gain(Amplifier)  
 Result (AV) = Reading + Ant Factor + Loss (Cable+Attenuator+Filter+Distance factor(above 1 GHz)) - Gain(Amplifier) + Duty factor  
 \*Other frequency noises omitted in this report were not seen or had enough margin (more than 20 dB).  
 \*QP detector was used up to 1GHz.  
 \*1) Not Out of Band emission(Leakage Power)

**Radiated Spurious Emission**  
(WLAN + BT1)

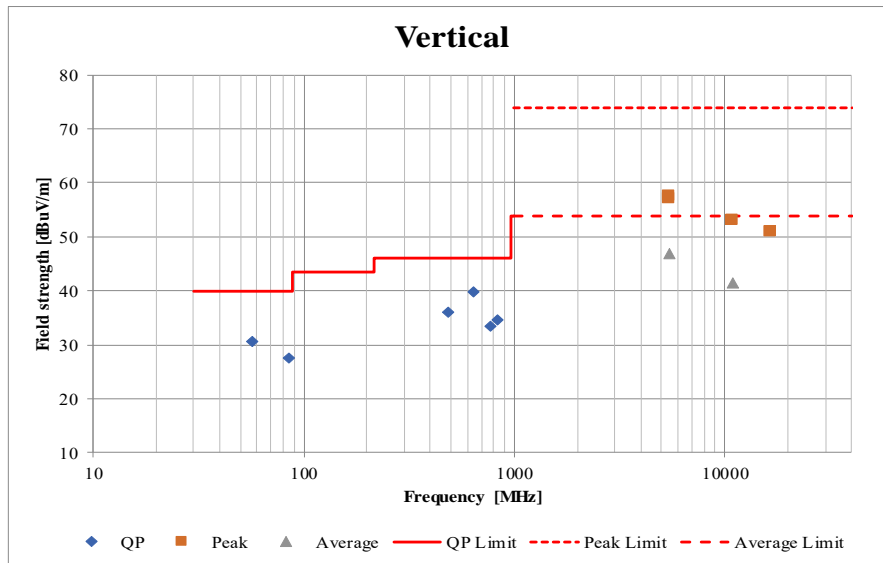
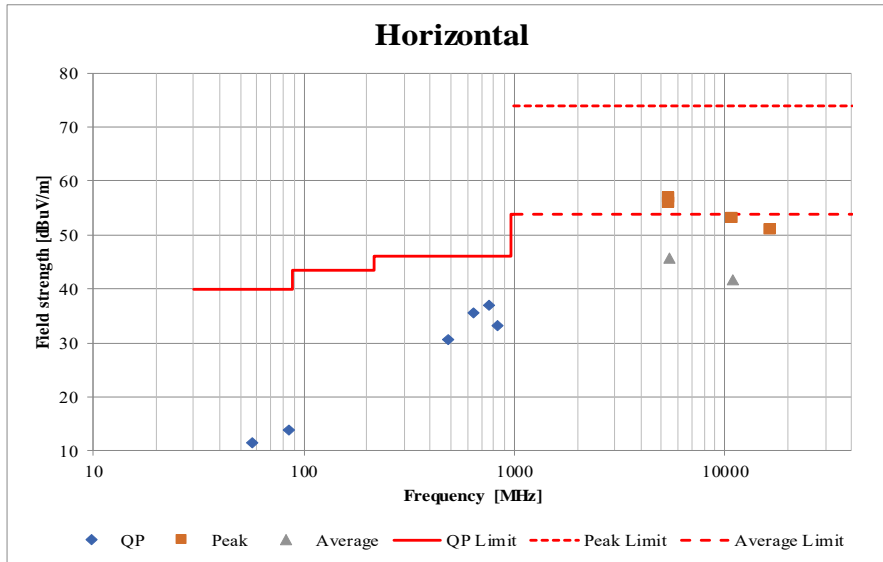
Test place	Ise EMC Lab.
Semi Anechoic Chamber	No.3
Date	January 8, 2023
Temperature / Humidity	23 deg. C / 40 % RH
Engineer	Sayaka Hara
	(1 GHz - 10 GHz)
Mode	Tx 11ax-80 5290 MHz (OFDM) + BT1 3DH5 Hopping



\* The measurement was conducted for a sufficiently long enough time to detect any possible spurious emissions. Final result of restricted band edge was shown in tabular data.

**Radiated Spurious Emission**  
**(Plot data, Worst case mode for Maximum Conducted Output Power)**

Test place	Ise EMC Lab.				
Semi Anechoic Chamber	No.3	No.3	No.3	No.3	No.3
Date	January 8, 2023	January 13, 2023	January 15, 2023	January 15, 2023	January 16, 2023
Temperature / Humidity	23 deg. C / 40 % RH	20 deg. C / 35 % RH	20 deg. C / 42 % RH	22 deg. C / 34 % RH	20 deg. C / 46 % RH
Engineer	Sayaka Hara	Sayaka Hara	Takafumi Noguchi	Sayaka Hara	Keiya Ido
Mode	(1 GHz - 10 GHz)	(10 GHz - 18 GHz)	(26.5 GHz - 40 GHz)	(18 GHz - 26.5 GHz)	(Below 1 GHz)
	Tx 11ax-20 5500 MHz (OFDM)				



\*These plots data contains sufficient number to show the trend of characteristic features for EUT.

## APPENDIX 2: Test Instruments

### Test Equipment

Test Item	Local ID	LIMS ID	Description	Manufacturer	Model	Serial	Last Calibration Date	Cal Int
RE	COTS-MEMI-02	178648	EMI measurement program	TSJ (Techno Science Japan)	TEPTO-DV	-	-	-
RE	MAEC-03	142008	AC3_Semi Anechoic Chamber(NSA)	TDK	Semi Anechoic Chamber 3m	DA-10005	05/23/2022	24
RE	MAEC-03-SVSWR	142013	AC3_Semi Anechoic Chamber(SVSWR)	TDK	Semi Anechoic Chamber 3m	DA-10005	04/01/2021	24
RE	MAT-95	142314	Attenuator	Pasternack Enterprises	PE7390-6	D/C 1504	06/13/2022	12
RE	MBA-05	141425	Biconical Antenna	Schwarzbeck Mess-Elektronik OHG	VHA9103+ BBA9106	VHA 91031302	08/26/2022	12
RE	MCC-177	141226	Microwave Cable	Junkosha	MMX221-00500DMSDMS	1502S304	03/17/2022	12
RE	MCC-224	160324	Coaxial Cable	Huber+Suhner	SUCOFLEX 102A	MY009/2A	10/19/2022	12
RE	MCC-231	177964	Microwave Cable	Junkosha INC.	MMX221	1901S329(1m)/1902S579(5m)	03/15/2022	12
RE	MCC-51	141323	Coaxial cable	UL Japan	-	-	09/27/2022	12
RE	MHA-16	141513	Horn Antenna 15-40GHz	Schwarzbeck Mess-Elektronik OHG	BBHA9170	BBHA9170306	07/05/2022	12
RE	MHA-20	141507	Horn Antenna 1-18GHz	Schwarzbeck Mess-Elektronik OHG	BBHA9120D	258	11/14/2022	12
RE	MHF-22	141293	High Pass Filter 7-20GHz	TOKIMEC	TF37NCCB	602	02/24/2022	12
RE	MJM-16	142183	Measure	KOMELON	KMC-36	-	10/03/2022	12
RE	MLA-22	141266	Logperiodic Antenna (200-1000MHz)	Schwarzbeck Mess-Elektronik OHG	VUSLP9111B	9111B-191	08/26/2022	12
RE	MMM-08	141532	DIGITAL HiTESTER	HIOKI E.E. CORPORATION	3805	51201197	01/16/2022	12
RE	MOS-13	141554	Thermo-Hygrometer	CUSTOM. Inc	CTH-201	1301	01/10/2022	12
RE	MPA-11	141580	MicroWave System Amplifier	Keysight Technologies Inc	83017A	MY39500779	03/17/2022	12
RE	MPA-13	141582	Pre Amplifier	SONOMA INSTRUMENT	310	260834	02/25/2022	12
RE	MPA-33	220253	Broadband Amplifier	SAGE Millimeter, Inc.	SBB-0115033218-2F2F-E3	0001	05/13/2022	12
RE	MSA-03	141884	Spectrum Analyzer	Keysight Technologies Inc	E4448A	MY44020357	03/31/2022	12
RE	MSA-16	141903	Spectrum Analyzer	Keysight Technologies Inc	E4440A	MY46186390	01/07/2022	12
RE	MTR-08	141949	Test Receiver	Rohde & Schwarz	ESCI	100767	07/29/2022	12
AT	MAT-91	141420	Attenuator	Weinschel Associates	WA56-10	56100307	05/02/2022	12
AT	MAT-92	141421	Attenuator	Weinschel Associates	WA56-10	56100308	05/12/2022	12
AT	MBM-05	141344	Barometer	Sanoh Co., Ltd	SBR121	635	02/01/2021	36
AT	MJM-24	142225	Measure	ASKUL	-	-	-	-
AT	MMM-15	141548	DIGITAL HiTESTER	HIOKI E.E. CORPORATION	3805	070500636	05/16/2022	12
AT	MPM-17	141813	Power Meter	Raditeq (Formerly DARE!! Instruments)	RPR3006W	14100048SNO081	10/21/2022	12
AT	MPM-18	141814	Power Meter	Raditeq (Formerly DARE!! Instruments)	RPR3006W	14100048SNO082	10/21/2022	12
AT	MTA-66	154634	Terminator	Pasternack Enterprises	PE6165	10	-	-
AT	MTA-67	184339	SMA Terminator Plug(50 Ohms)	Amphenol	132360	-	-	-
AT	COTS-MPM	141176	measurement software	Other	All	-	-	-

\*Hyphens for Last Calibration Date and Cal Int (month) are instruments that Calibration is not required (e.g. software), or instruments checked in advance before use.

The expiration date of the calibration is the end of the expired month.

As for some calibrations performed after the tested dates, those test equipment have been controlled by means of an unbroken chains of calibrations.

All equipment is calibrated with valid calibrations. Each measurement data is traceable to the national or international standards.

Test item: RE: Radiated Emission  
AT: Antenna Terminal Conducted