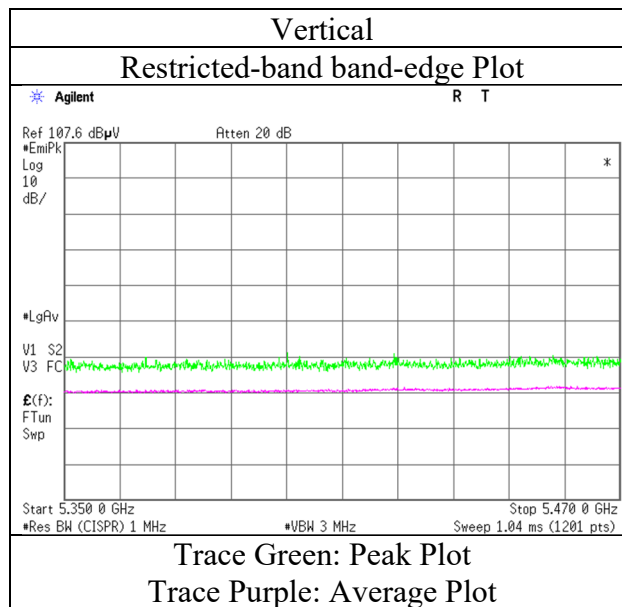
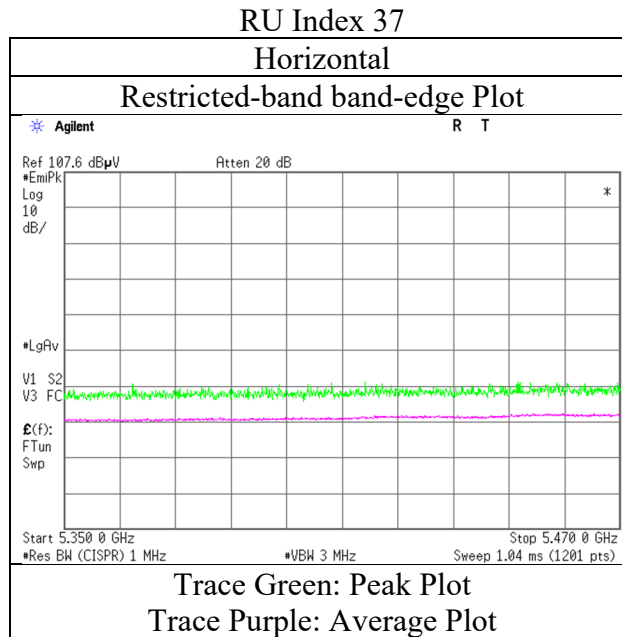


Radiated Spurious Emission

Test place Ise EMC Lab.
Semi Anechoic Chamber No.2
Date January 31, 2022
Temperature / Humidity 22 deg. C / 44 % RH
Engineer Junya Okuno
 (1 GHz - 10 GHz)
Mode Tx 11ax-80 5530 MHz (52-tone RU)



* The measurement was conducted for a sufficiently long enough time to detect any possible spurious emissions. Final result of restricted band edge was shown in tabular data.

Radiated Spurious Emission

Test place	Ise EMC Lab.
Semi Anechoic Chamber	No.2
Date	January 31, 2022
Temperature / Humidity	22 deg. C / 44 % RH
Engineer	Junya Okuno
	(1 GHz - 10 GHz)
Mode	Tx 11ax-80 5530 MHz (106-tone RU)

RU Index 53

Polarity	Frequency	Reading (QP / PK)	Reading (AV)	Ant. Factor	Loss	Gain	Duty Factor	Result (QP / PK)	Result (AV)	Limit (QP / PK)	Limit (AV)	Margin (QP / PK)	Margin (AV)	Remark
[Hori/Vert]	[MHz]	[dBuV]	[dBuV]	[dB/m]	[dB]	[dB]	[dB]	[dBuV/m]	[dBuV/m]	[dBuV/m]	[dBuV/m]	[dB]	[dB]	
Hori.	5460.0	49.1	39.7	31.8	5.5	33.5	0.3	52.8	43.7	68.2	53.9	15.4	10.2	*1)
Hori.	5470.0	49.2	-	31.8	5.5	33.5	-	53.0	-	68.2	-	15.2	-	
Vert.	5460.0	47.5	37.9	31.8	5.5	33.5	0.3	51.2	42.0	68.2	53.9	17.0	11.9	*1)
Vert.	5470.0	47.6	-	31.8	5.5	33.5	-	51.4	-	68.2	-	16.8	-	

Result (QP / PK) = Reading + Ant Factor + Loss (Cable+Attenuator+Filter+Distance factor(above 1 GHz)) - Gain(Amplifier)

Result (AV)= Reading + Ant Factor + Loss (Cable+Attenuator+Filter+Distance factor(above 1 GHz)) - Gain(Amplifier) + Duty factor

*Other frequency noises omitted in this report were not seen or had enough margin (more than 20 dB).

*QP detector was used up to 1GHz.

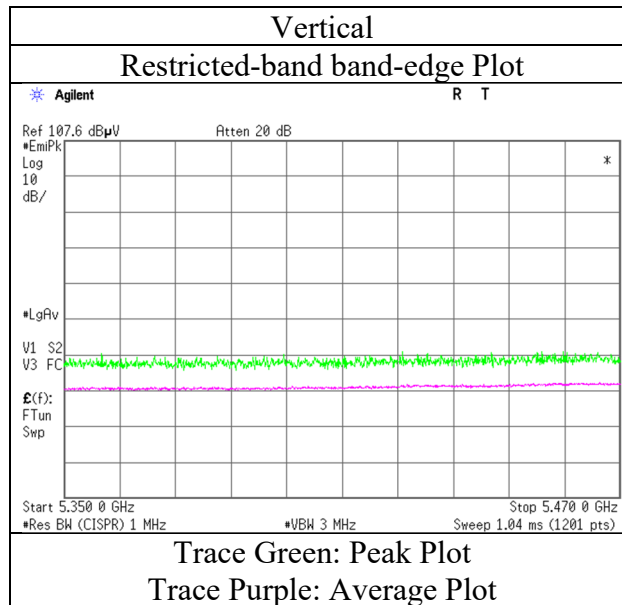
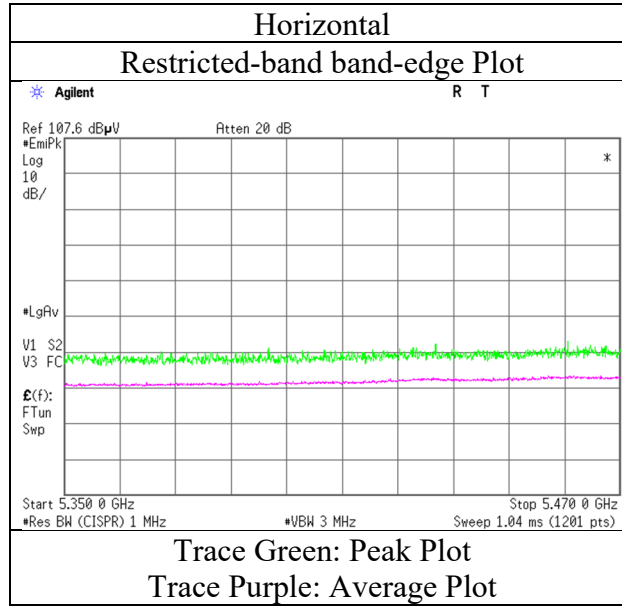
*1) Not Out of Band emission(Leakage Power)

Distance factor: 1 GHz - 10 GHz $20\log(3.65 \text{ m} / 3.0 \text{ m}) = 1.71 \text{ dB}$

Radiated Spurious Emission

Test place	Ise EMC Lab.
Semi Anechoic Chamber	No.2
Date	January 31, 2022
Temperature / Humidity	22 deg. C / 44 % RH
Engineer	Junya Okuno (1 GHz - 10 GHz)
Mode	Tx 11ax-80 5530 MHz (106-tone RU)

RU Index 53



* The measurement was conducted for a sufficiently long enough time to detect any possible spurious emissions. Final result of restricted band edge was shown in tabular data.

Radiated Spurious Emission

Test place	Ise EMC Lab.
Semi Anechoic Chamber	No.2
Date	January 31, 2022
Temperature / Humidity	22 deg. C / 44 % RH
Engineer	Junya Okuno
	(1 GHz - 10 GHz)
Mode	Tx 11ax-80 5530 MHz (242-tone RU)

RU Index 61

Polarity	Frequency	Reading (QP / PK)	Reading (AV)	Ant. Factor	Loss	Gain	Duty Factor	Result (QP / PK)	Result (AV)	Limit (QP / PK)	Limit (AV)	Margin (QP / PK)	Margin (AV)	Remark
[Hori/Vert]	[MHz]	[dBuV]	[dBuV]	[dB/m]	[dB]	[dB]	[dB]	[dBuV/m]	[dBuV/m]	[dBuV/m]	[dBuV/m]	[dB]	[dB]	
Hori.	5460.0	51.2	42.0	31.8	5.5	33.5	0.4	55.0	46.1	68.2	53.9	13.2	7.8	*1)
Hori.	5470.0	51.9	-	31.8	5.5	33.5	-	55.6	-	68.2	-	12.6	-	
Vert.	5460.0	49.4	40.2	31.8	5.5	33.5	0.4	53.2	44.3	68.2	53.9	15.0	9.6	*1)
Vert.	5470.0	50.1	-	31.8	5.5	33.5	-	53.8	-	68.2	-	14.4	-	

Result (QP / PK) = Reading + Ant Factor + Loss (Cable+Attenuator+Filter+Distance factor(above 1 GHz)) - Gain(Amplifier)

Result (AV)= Reading + Ant Factor + Loss (Cable+Attenuator+Filter+Distance factor(above 1 GHz)) - Gain(Amplifier) + Duty factor

*Other frequency noises omitted in this report were not seen or had enough margin (more than 20 dB).

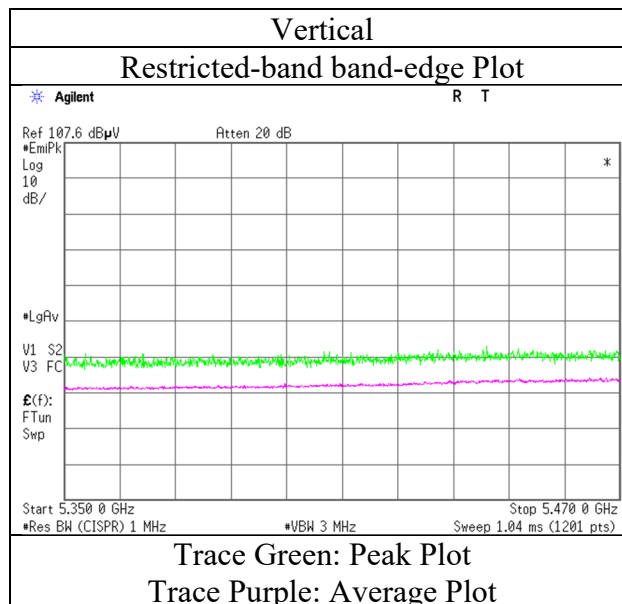
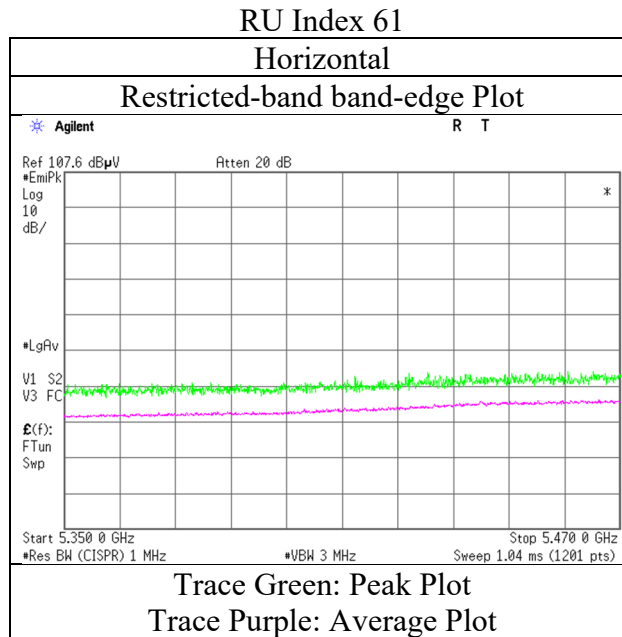
*QP detector was used up to 1GHz.

*1) Not Out of Band emission(Leakage Power)

Distance factor: 1 GHz - 10 GHz $20\log(3.65 \text{ m} / 3.0 \text{ m}) = 1.71 \text{ dB}$

Radiated Spurious Emission

Test place	Ise EMC Lab.
Semi Anechoic Chamber	No.2
Date	January 31, 2022
Temperature / Humidity	22 deg. C / 44 % RH
Engineer	Junya Okuno (1 GHz - 10 GHz)
Mode	Tx 11ax-80 5530 MHz (242-tone RU)



* The measurement was conducted for a sufficiently long enough time to detect any possible spurious emissions. Final result of restricted band edge was shown in tabular data.

Radiated Spurious Emission

Test place	Ise EMC Lab.
Semi Anechoic Chamber	No.2
Date	January 31, 2022
Temperature / Humidity	22 deg. C / 44 % RH
Engineer	Junya Okuno
	(1 GHz - 10 GHz)
Mode	Tx 11ax-80 5530 MHz (484-tone RU)

RU Index 65

Polarity	Frequency	Reading (QP / PK)	Reading (AV)	Ant. Factor	Loss	Gain	Duty Factor	Result (QP / PK)	Result (AV)	Limit (QP / PK)	Limit (AV)	Margin (QP / PK)	Margin (AV)	Remark
[Hori/Vert]	[MHz]	[dBuV]	[dBuV]	[dB/m]	[dB]	[dB]	[dB]	[dBuV/m]	[dBuV/m]	[dBuV/m]	[dBuV/m]	[dB]	[dB]	
Hori.	5460.0	52.6	42.7	31.8	5.5	33.5	0.4	56.4	46.8	68.2	53.9	11.8	7.1	*1)
Hori.	5470.0	53.7	-	31.8	5.5	33.5	-	57.5	-	68.2	-	10.7	-	
Vert.	5460.0	50.1	41.6	31.8	5.5	33.5	0.4	53.9	45.7	68.2	53.9	14.3	8.2	*1)
Vert.	5470.0	51.4	-	31.8	5.5	33.5	-	55.2	-	68.2	-	13.0	-	

Result (QP / PK) = Reading + Ant Factor + Loss (Cable+Attenuator+Filter+Distance factor(above 1 GHz)) - Gain(Amplifier)

Result (AV)= Reading + Ant Factor + Loss (Cable+Attenuator+Filter+Distance factor(above 1 GHz)) - Gain(Amplifier) + Duty factor

*Other frequency noises omitted in this report were not seen or had enough margin (more than 20 dB).

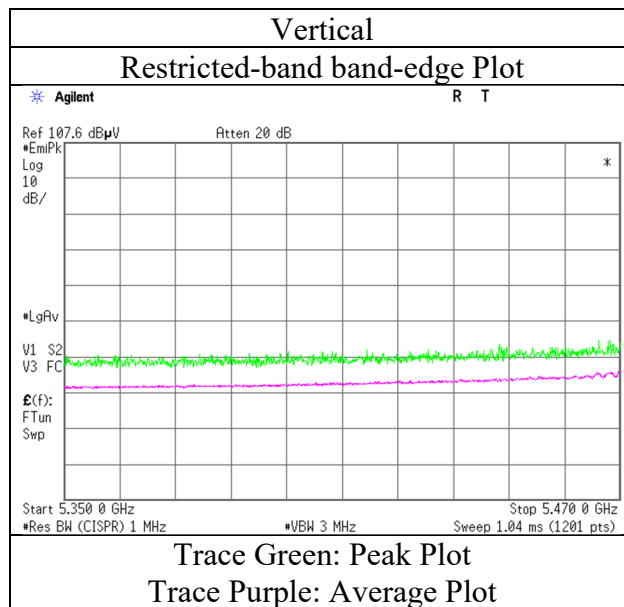
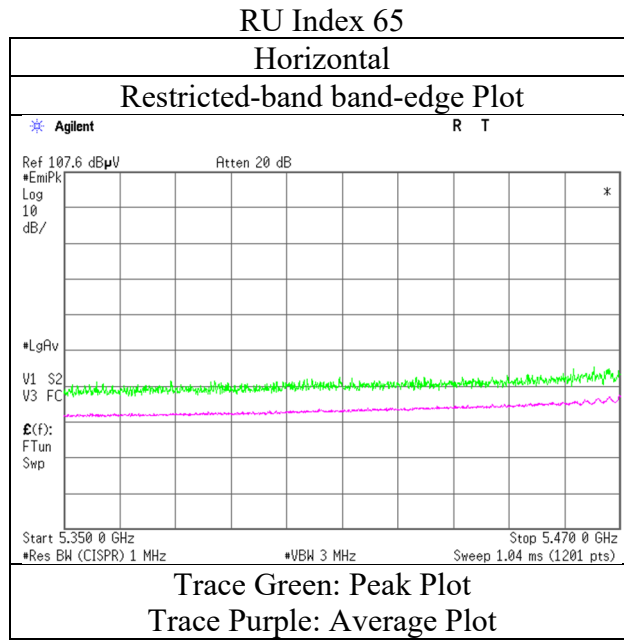
*QP detector was used up to 1GHz.

*1) Not Out of Band emission(Leakage Power)

Distance factor: 1 GHz - 10 GHz $20\log(3.65 \text{ m} / 3.0 \text{ m}) = 1.71 \text{ dB}$

Radiated Spurious Emission

Test place	Ise EMC Lab.
Semi Anechoic Chamber	No.2
Date	January 31, 2022
Temperature / Humidity	22 deg. C / 44 % RH
Engineer	Junya Okuno (1 GHz - 10 GHz)
Mode	Tx 11ax-80 5530 MHz (484-tone RU)



* The measurement was conducted for a sufficiently long enough time to detect any possible spurious emissions. Final result of restricted band edge was shown in tabular data.

Radiated Spurious Emission

Test place	Ise EMC Lab.
Semi Anechoic Chamber	No.2
Date	January 31, 2022
Temperature / Humidity	22 deg. C / 44 % RH
Engineer	Junya Okuno
	(1 GHz - 10 GHz)
Mode	Tx 11ax-80 5530 MHz (996-tone RU)

RU Index 67

Polarity	Frequency	Reading (QP / PK)	Reading (AV)	Ant. Factor	Loss	Gain	Duty Factor	Result (QP / PK)	Result (AV)	Limit (QP / PK)	Limit (AV)	Margin (QP / PK)	Margin (AV)	Remark
[Hori/Vert]	[MHz]	[dBuV]	[dBuV]	[dB/m]	[dB]	[dB]	[dB]	[dBuV/m]	[dBuV/m]	[dBuV/m]	[dBuV/m]	[dB]	[dB]	
Hori.	5460.0	53.6	43.3	31.8	5.5	33.5	0.4	57.4	47.5	68.2	53.9	10.8	6.4	*1)
Hori.	5470.0	54.4	-	31.8	5.5	33.5	-	58.2	-	68.2	-	10.0	-	
Vert.	5460.0	52.7	42.4	31.8	5.5	33.5	0.4	56.5	46.5	68.2	53.9	11.7	7.4	*1)
Vert.	5470.0	52.9	-	31.8	5.5	33.5	-	56.7	-	68.2	-	11.5	-	

Result (QP / PK) = Reading + Ant Factor + Loss (Cable+Attenuator+Filter+Distance factor(above 1 GHz)) - Gain(Amplifier)

Result (AV)= Reading + Ant Factor + Loss (Cable+Attenuator+Filter+Distance factor(above 1 GHz)) - Gain(Amplifier) + Duty factor

*Other frequency noises omitted in this report were not seen or had enough margin (more than 20 dB).

*QP detector was used up to 1GHz.

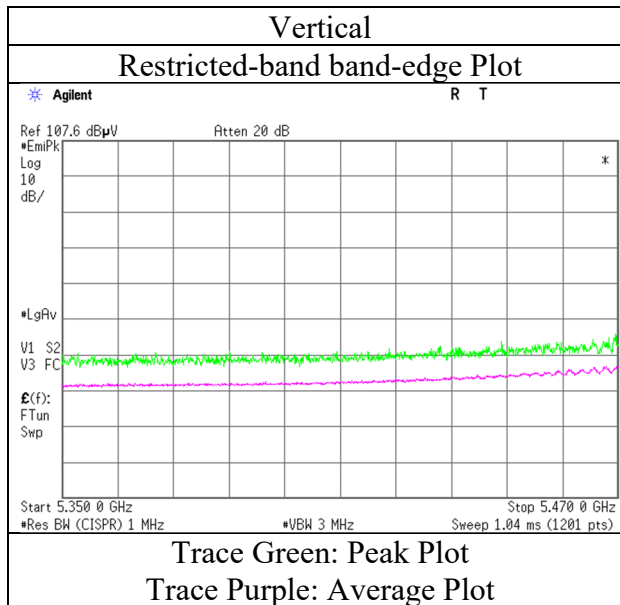
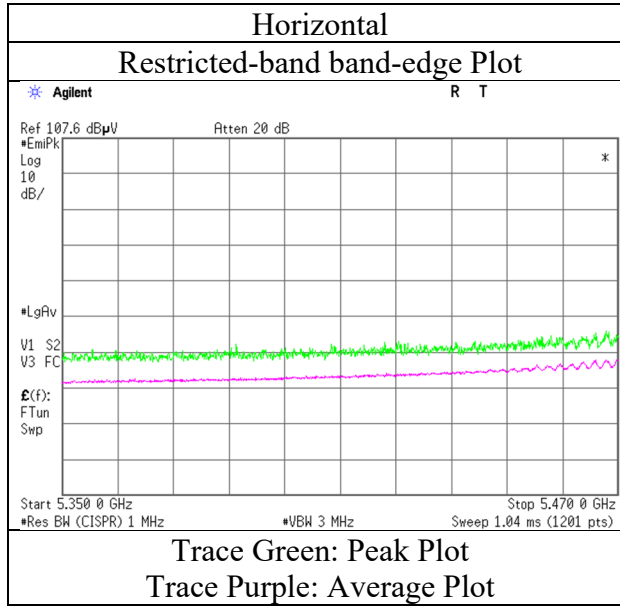
*1) Not Out of Band emission(Leakage Power)

Distance factor: 1 GHz - 10 GHz $20\log(3.65\text{ m} / 3.0\text{ m}) = 1.71\text{ dB}$

Radiated Spurious Emission

Test place Ise EMC Lab.
Semi Anechoic Chamber No.2
Date January 31, 2022
Temperature / Humidity 22 deg. C / 44 % RH
Engineer Junya Okuno
 (1 GHz - 10 GHz)
Mode Tx 11ax-80 5530 MHz (996-tone RU)

RU Index 67



* The measurement was conducted for a sufficiently long enough time to detect any possible spurious emissions. Final result of restricted band edge was shown in tabular data.

Radiated Spurious Emission

Test place	Ise EMC Lab.
Semi Anechoic Chamber	No.2
Date	January 31, 2022
Temperature / Humidity	22 deg. C / 44 % RH
Engineer	Junya Okuno (1 GHz - 10 GHz)
Mode	Tx 11ax-80 5610 MHz (26-tone RU)

RU Index 36

Polarity [Hori/Vert]	Frequency [MHz]	Reading (QP / PK) [dBuV]	Reading (AV) [dBuV]	Ant. Factor [dB/m]	Loss [dB]	Gain [dB]	Duty Factor [dB]	Result (QP / PK) [dBuV/m]	Result (AV) [dBuV/m]	Limit (QP / PK) [dBuV/m]	Limit (AV) [dBuV/m]	Margin (QP / PK) [dB]	Margin (AV) [dB]	Remark
Hori.	5725.0	42.9	-	31.9	5.6	33.5	-	46.9	-	68.2	-	21.3	-	
Vert.	5725.0	43.3	-	31.9	5.6	33.5	-	47.3	-	68.2	-	20.9	-	

Result (QP / PK) = Reading + Ant Factor + Loss (Cable+Attenuator+Filter+Distance factor(above 1 GHz)) - Gain(Amplifier)

Result (AV)= Reading + Ant Factor + Loss (Cable+Attenuator+Filter+Distance factor(above 1 GHz)) - Gain(Amplifier) + Duty factor

*Other frequency noises omitted in this report were not seen or had enough margin (more than 20 dB).

*QP detector was used up to 1GHz.

Distance factor: 1 GHz - 10 GHz $20\log(3.65 \text{ m} / 3.0 \text{ m}) = 1.71 \text{ dB}$

Radiated Spurious Emission

Test place	Ise EMC Lab.
Semi Anechoic Chamber	No.2
Date	January 31, 2022
Temperature / Humidity	22 deg. C / 44 % RH
Engineer	Junya Okuno (1 GHz - 10 GHz)
Mode	Tx 11ax-80 5610 MHz (52-tone RU)

RU Index 52

Polarity [Hori/Vert]	Frequency [MHz]	Reading (QP / PK) [dBuV]	Reading (AV) [dBuV]	Ant. Factor [dB/m]	Loss [dB]	Gain [dB]	Duty Factor [dB]	Result (QP / PK) [dBuV/m]	Result (AV) [dBuV/m]	Limit (QP / PK) [dBuV/m]	Limit (AV) [dBuV/m]	Margin (QP / PK) [dB]	Margin (AV) [dB]	Remark
Hori.	5725.0	43.5	-	31.9	5.6	33.5	-	47.5	-	68.2	-	20.7	-	
Vert.	5725.0	44.0	-	31.9	5.6	33.5	-	48.0	-	68.2	-	20.2	-	

Result (QP / PK) = Reading + Ant Factor + Loss (Cable+Attenuator+Filter+Distance factor(above 1 GHz)) - Gain(Amplifier)

Result (AV)= Reading + Ant Factor + Loss (Cable+Attenuator+Filter+Distance factor(above 1 GHz)) - Gain(Amplifier) + Duty factor

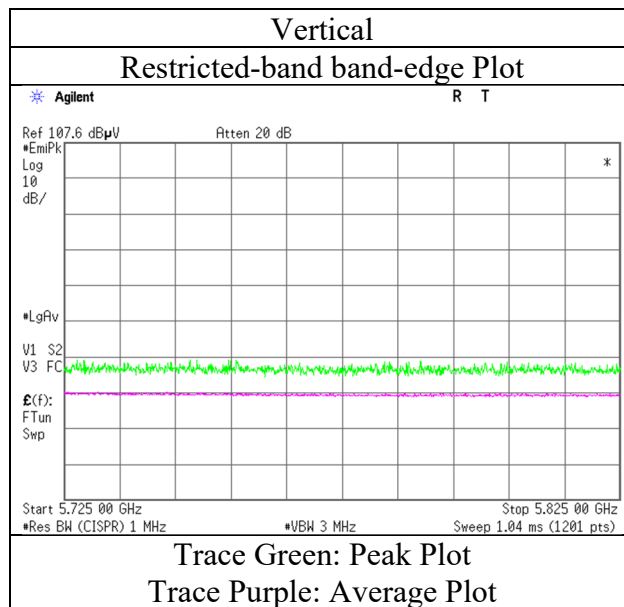
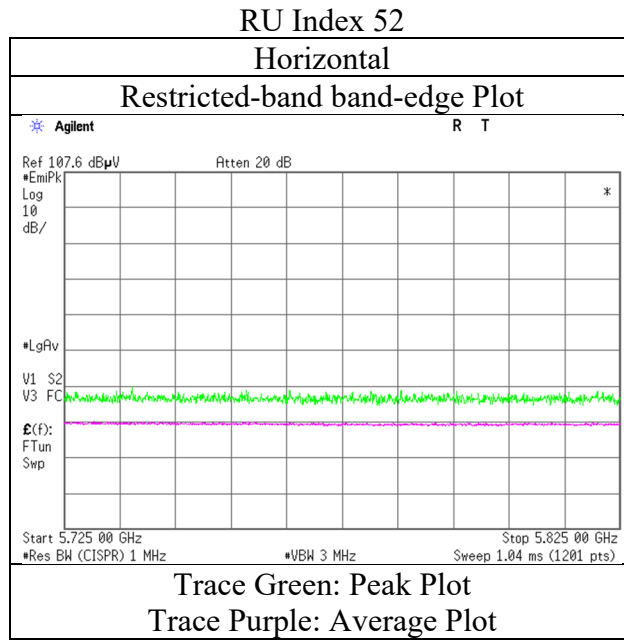
*Other frequency noises omitted in this report were not seen or had enough margin (more than 20 dB).

*QP detector was used up to 1GHz.

Distance factor: 1 GHz - 10 GHz $20\log(3.65 \text{ m} / 3.0 \text{ m}) = 1.71 \text{ dB}$

Radiated Spurious Emission

Test place Ise EMC Lab.
Semi Anechoic Chamber No.2
Date January 31, 2022
Temperature / Humidity 22 deg. C / 44 % RH
Engineer Junya Okuno
 (1 GHz - 10 GHz)
Mode Tx 11ax-80 5610 MHz (52-tone RU)



* The measurement was conducted for a sufficiently long enough time to detect any possible spurious emissions. Final result of restricted band edge was shown in tabular data.

Radiated Spurious Emission

Test place	Ise EMC Lab.
Semi Anechoic Chamber	No.2
Date	January 31, 2022
Temperature / Humidity	22 deg. C / 44 % RH
Engineer	Junya Okuno
	(1 GHz - 10 GHz)
Mode	Tx 11ax-80 5610 MHz (106-tone RU)

RU Index 60

Polarity	Frequency	Reading (QP / PK)	Reading (AV)	Ant. Factor	Loss	Gain	Duty Factor	Result (QP / PK)	Result (AV)	Limit (QP / PK)	Limit (AV)	Margin (QP / PK)	Margin (AV)	Remark
[Hori/Vert]	[MHz]	[dBuV]	[dBuV]	[dB/m]	[dB]	[dB]	[dB]	[dBuV/m]	[dBuV/m]	[dBuV/m]	[dBuV/m]	[dB]	[dB]	
Hori.	5725.0	43.9	-	31.9	5.6	33.5	-	47.9	-	68.2	-	20.3	-	
Vert.	5725.0	44.7	-	31.9	5.6	33.5	-	48.7	-	68.2	-	19.5	-	

Result (QP / PK) = Reading + Ant Factor + Loss (Cable+Attenuator+Filter+Distance factor(above 1 GHz)) - Gain(Amplifier)

Result (AV)= Reading + Ant Factor + Loss (Cable+Attenuator+Filter+Distance factor(above 1 GHz)) - Gain(Amplifier) + Duty factor

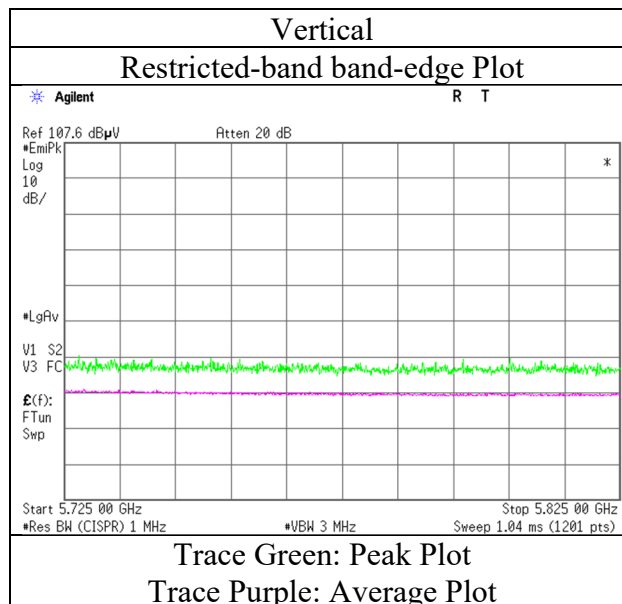
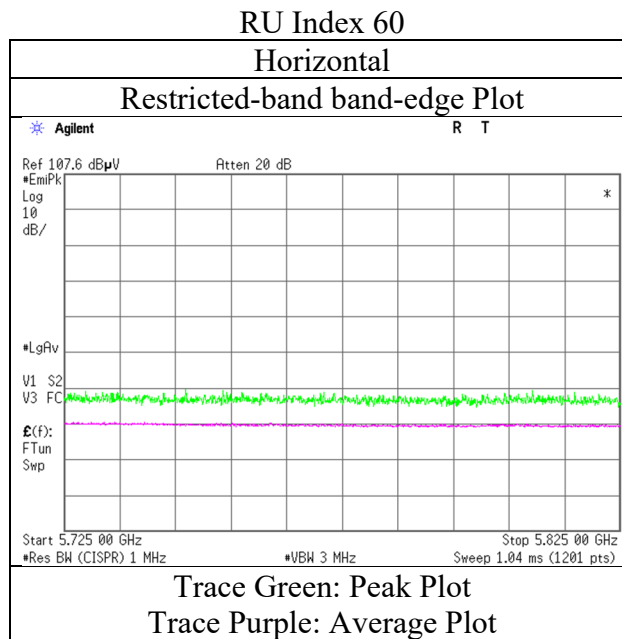
*Other frequency noises omitted in this report were not seen or had enough margin (more than 20 dB).

*QP detector was used up to 1GHz.

Distance factor: 1 GHz - 10 GHz $20\log(3.65 \text{ m} / 3.0 \text{ m}) = 1.71 \text{ dB}$

Radiated Spurious Emission

Test place	Ise EMC Lab.
Semi Anechoic Chamber	No.2
Date	January 31, 2022
Temperature / Humidity	22 deg. C / 44 % RH
Engineer	Junya Okuno (1 GHz - 10 GHz)
Mode	Tx 11ax-80 5610 MHz (106-tone RU)



* The measurement was conducted for a sufficiently long enough time to detect any possible spurious emissions. Final result of restricted band edge was shown in tabular data.

Radiated Spurious Emission

Test place	Ise EMC Lab.
Semi Anechoic Chamber	No.2
Date	January 31, 2022
Temperature / Humidity	22 deg. C / 44 % RH
Engineer	Junya Okuno
	(1 GHz - 10 GHz)
Mode	Tx 11ax-80 5610 MHz (242-tone RU)

RU Index 64

Polarity [Hori/Vert]	Frequency [MHz]	Reading (QP / PK) [dBuV]	Reading (AV) [dBuV]	Ant. Factor [dB/m]	Loss [dB]	Gain [dB]	Duty Factor [dB]	Result (QP / PK) [dBuV/m]	Result (AV) [dBuV/m]	Limit (QP / PK) [dBuV/m]	Limit (AV) [dBuV/m]	Margin (QP / PK) [dB]	Margin (AV) [dB]	Remark
Hori.	5725.0	45.6	-	31.9	5.6	33.5	-	49.6	-	68.2	-	18.6	-	
Vert.	5725.0	46.3	-	31.9	5.6	33.5	-	50.3	-	68.2	-	17.9	-	

Result (QP / PK) = Reading + Ant Factor + Loss (Cable+Attenuator+Filter+Distance factor(above 1 GHz)) - Gain(Amplifier)

Result (AV)= Reading + Ant Factor + Loss (Cable+Attenuator+Filter+Distance factor(above 1 GHz)) - Gain(Amplifier) + Duty factor

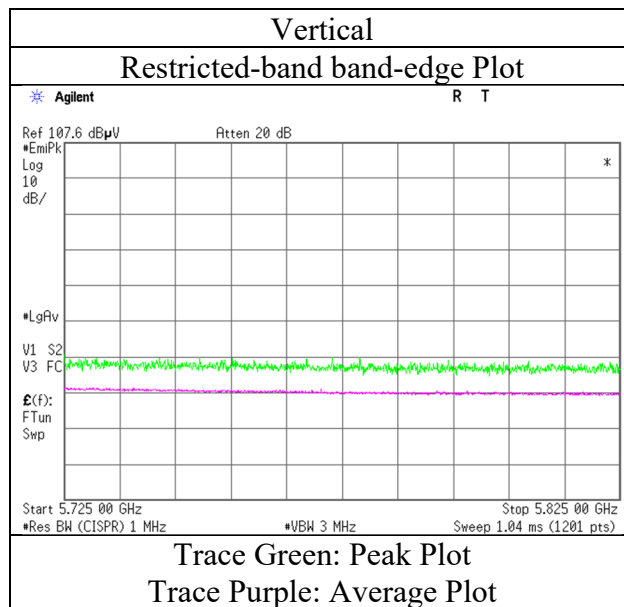
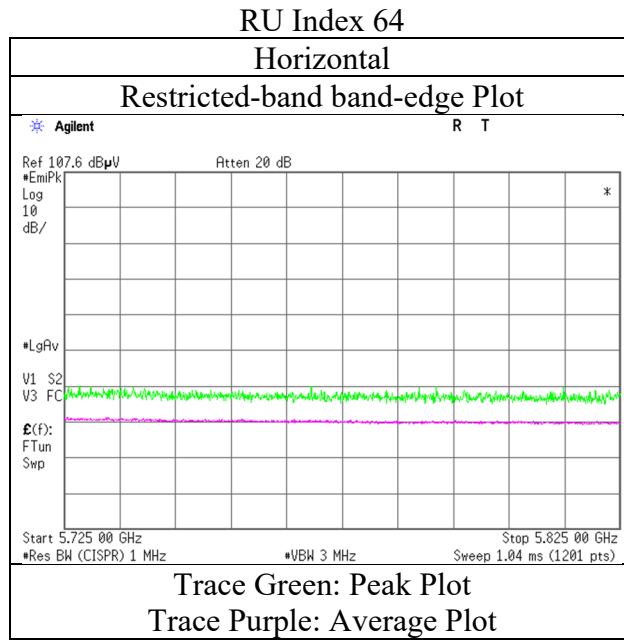
*Other frequency noises omitted in this report were not seen or had enough margin (more than 20 dB).

*QP detector was used up to 1GHz.

Distance factor: 1 GHz - 10 GHz $20\log(3.65 \text{ m} / 3.0 \text{ m}) = 1.71 \text{ dB}$

Radiated Spurious Emission

Test place Ise EMC Lab.
Semi Anechoic Chamber No.2
Date January 31, 2022
Temperature / Humidity 22 deg. C / 44 % RH
Engineer Junya Okuno
 (1 GHz - 10 GHz)
Mode Tx 11ax-80 5610 MHz (242-tone RU)



* The measurement was conducted for a sufficiently long enough time to detect any possible spurious emissions. Final result of restricted band edge was shown in tabular data.

Radiated Spurious Emission

Test place	Ise EMC Lab.
Semi Anechoic Chamber	No.2
Date	January 31, 2022
Temperature / Humidity	22 deg. C / 44 % RH
Engineer	Junya Okuno (1 GHz - 10 GHz)
Mode	Tx 11ax-80 5610 MHz (484-tone RU)

RU Index 66

Polarity	Frequency	Reading (QP / PK)	Reading (AV)	Ant. Factor	Loss	Gain	Duty Factor	Result (QP / PK)	Result (AV)	Limit (QP / PK)	Limit (AV)	Margin (QP / PK)	Margin (AV)	Remark
[Hori/Vert]	[MHz]	[dBuV]	[dBuV]	[dB/m]	[dB]	[dB]	[dB]	[dBuV/m]	[dBuV/m]	[dBuV/m]	[dBuV/m]	[dB]	[dB]	
Hori.	5725.0	45.8	-	31.9	5.6	33.5	-	49.8	-	68.2	-	18.4	-	
Vert.	5725.0	45.5	-	31.9	5.6	33.5	-	49.5	-	68.2	-	18.7	-	

Result (QP / PK) = Reading + Ant Factor + Loss (Cable+Attenuator+Filter+Distance factor(above 1 GHz)) - Gain(Amplifier)

Result (AV)= Reading + Ant Factor + Loss (Cable+Attenuator+Filter+Distance factor(above 1 GHz)) - Gain(Amplifier) + Duty factor

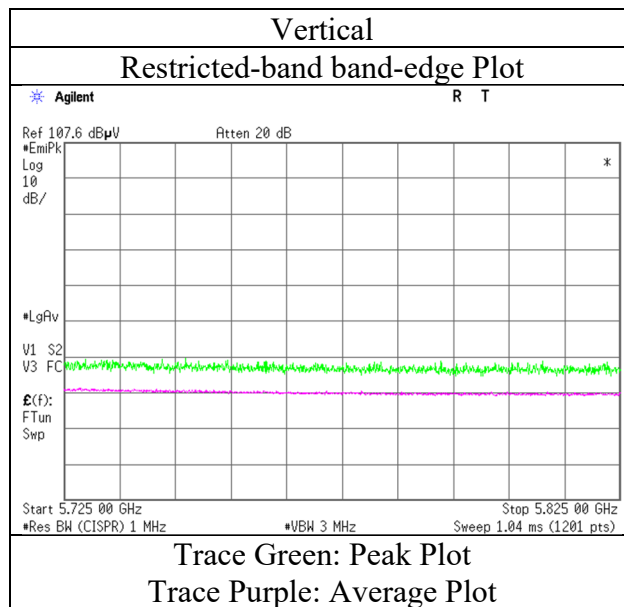
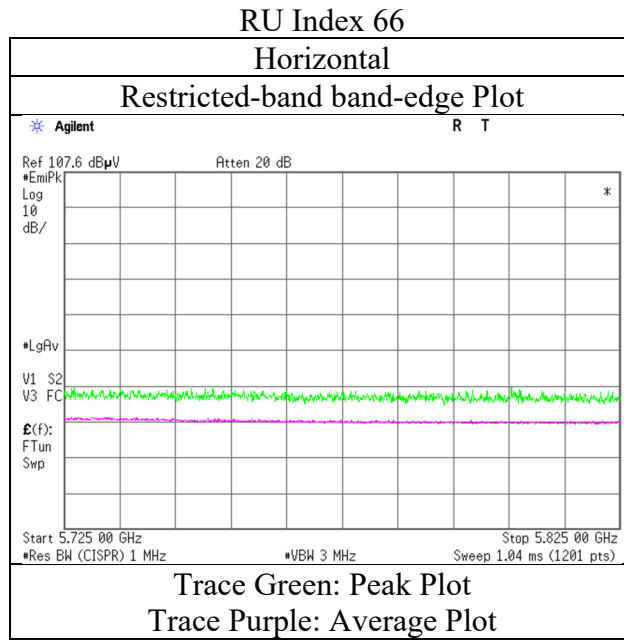
*Other frequency noises omitted in this report were not seen or had enough margin (more than 20 dB).

*QP detector was used up to 1GHz.

Distance factor: 1 GHz - 10 GHz $20\log(3.65 \text{ m} / 3.0 \text{ m}) = 1.71 \text{ dB}$

Radiated Spurious Emission

Test place Ise EMC Lab.
Semi Anechoic Chamber No.2
Date January 31, 2022
Temperature / Humidity 22 deg. C / 44 % RH
Engineer Junya Okuno
 (1 GHz - 10 GHz)
Mode Tx 11ax-80 5610 MHz (484-tone RU)



* The measurement was conducted for a sufficiently long enough time to detect any possible spurious emissions. Final result of restricted band edge was shown in tabular data.

Radiated Spurious Emission

Test place	Ise EMC Lab.
Semi Anechoic Chamber	No.2
Date	January 31, 2022
Temperature / Humidity	22 deg. C / 44 % RH
Engineer	Junya Okuno
	(1 GHz - 10 GHz)
Mode	Tx 11ax-80 5610 MHz (996-tone RU)

RU Index 67

Polarity	Frequency	Reading (QP / PK)	Reading (AV)	Ant. Factor	Loss	Gain	Duty Factor	Result (QP / PK)	Result (AV)	Limit (QP / PK)	Limit (AV)	Margin (QP / PK)	Margin (AV)	Remark
[Hori/Vert]	[MHz]	[dBuV]	[dBuV]	[dB/m]	[dB]	[dB]	[dB]	[dBuV/m]	[dBuV/m]	[dBuV/m]	[dBuV/m]	[dB]	[dB]	
Hori.	5725.0	46.2	-	31.9	5.6	33.5	-	50.2	-	68.2	-	18.0	-	
Vert.	5725.0	45.7	-	31.9	5.6	33.5	-	49.7	-	68.2	-	18.5	-	

Result (QP / PK) = Reading + Ant Factor + Loss (Cable+Attenuator+Filter+Distance factor(above 1 GHz)) - Gain(Amplifier)

Result (AV)= Reading + Ant Factor + Loss (Cable+Attenuator+Filter+Distance factor(above 1 GHz)) - Gain(Amplifier) + Duty factor

*Other frequency noises omitted in this report were not seen or had enough margin (more than 20 dB).

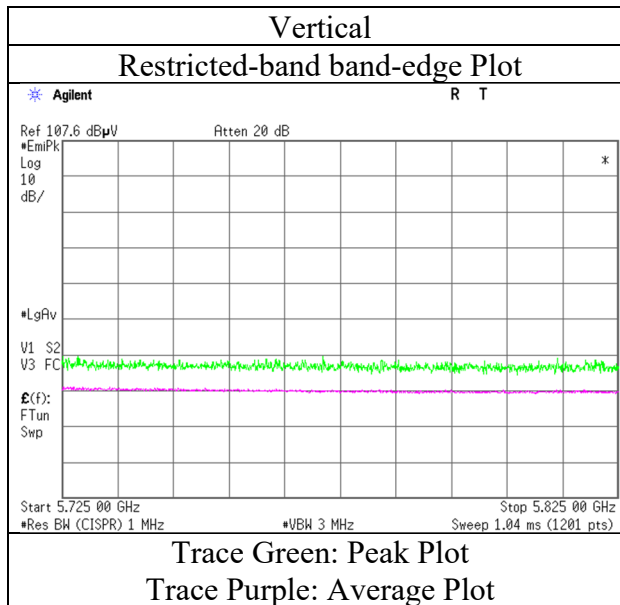
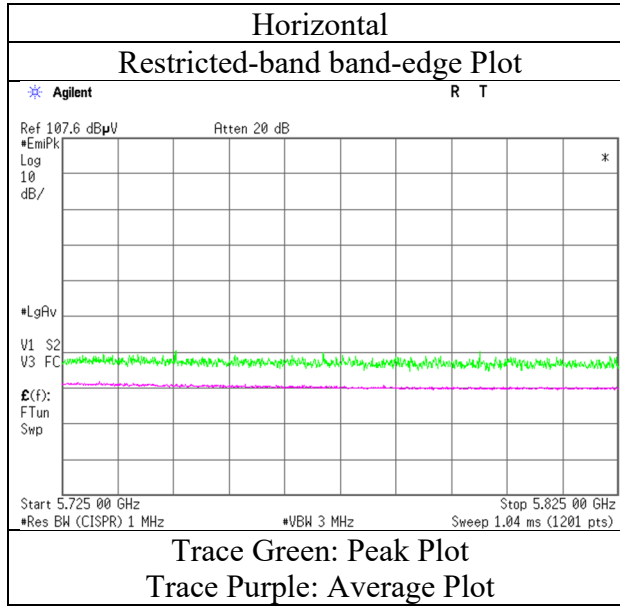
*QP detector was used up to 1GHz.

Distance factor: 1 GHz - 10 GHz $20\log(3.65 \text{ m} / 3.0 \text{ m}) = 1.71 \text{ dB}$

Radiated Spurious Emission

Test place Ise EMC Lab.
Semi Anechoic Chamber No.2
Date January 31, 2022
Temperature / Humidity 22 deg. C / 44 % RH
Engineer Junya Okuno
 (1 GHz - 10 GHz)
Mode Tx 11ax-80 5610 MHz (996-tone RU)

RU Index 67



* The measurement was conducted for a sufficiently long enough time to detect any possible spurious emissions. Final result of restricted band edge was shown in tabular data.

Radiated Spurious Emission

Test place	Ise EMC Lab.
Semi Anechoic Chamber	No.2
Date	January 31, 2022
Temperature / Humidity	22 deg. C / 44 % RH
Engineer	Junya Okuno (1 GHz - 10 GHz)
Mode	Tx 11ax-80 5775 MHz (26-tone RU)

RU Index 0

Polarity [Hori/Vert]	Frequency [MHz]	Reading (QP / PK) [dBuV]	Reading (AV) [dBuV]	Ant. Factor [dB/m]	Loss [dB]	Gain [dB]	Duty Factor [dB]	Result (QP / PK) [dBuV/m]	Result (AV) [dBuV/m]	Limit (QP / PK) [dBuV/m]	Limit (AV) [dBuV/m]	Margin (QP / PK) [dB]	Margin (AV) [dB]	Remark
Hori.	5650.0	43.2	-	31.8	5.6	33.5	-	47.0	-	68.2	-	21.2	-	
Hori.	5700.0	43.9	-	31.9	5.6	33.5	-	47.8	-	105.2	-	57.4	-	
Hori.	5720.0	46.5	-	31.9	5.6	33.5	-	50.5	-	110.8	-	60.3	-	
Hori.	5725.0	47.5	-	31.9	5.6	33.5	-	51.5	-	122.2	-	70.7	-	
Vert.	5650.0	43.0	-	31.8	5.6	33.5	-	46.9	-	68.2	-	21.3	-	
Vert.	5700.0	43.8	-	31.9	5.6	33.5	-	47.7	-	105.2	-	57.5	-	
Vert.	5720.0	46.7	-	31.9	5.6	33.5	-	50.7	-	110.8	-	60.1	-	
Vert.	5725.0	46.9	-	31.9	5.6	33.5	-	50.9	-	122.2	-	71.3	-	

Result (QP / PK) = Reading + Ant Factor + Loss (Cable+Attenuator+Filter+Distance factor(above 1 GHz)) - Gain(Amplifier)

Result (AV)= Reading + Ant Factor + Loss (Cable+Attenuator+Filter+Distance factor(above 1 GHz)) - Gain(Amplifier) + Duty factor

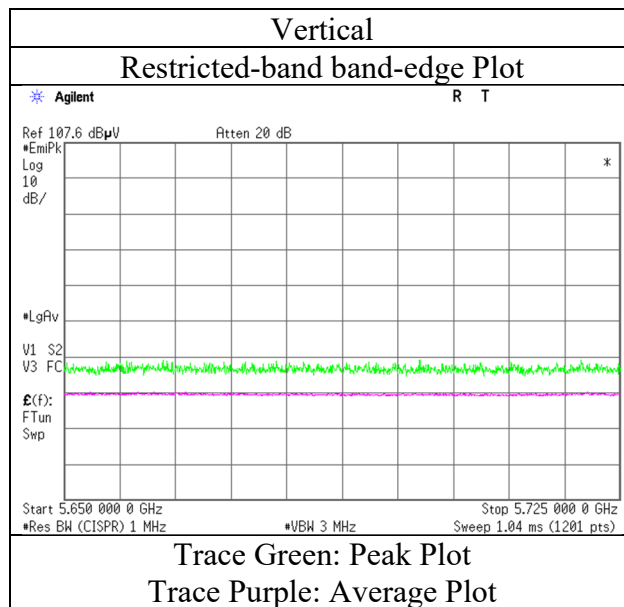
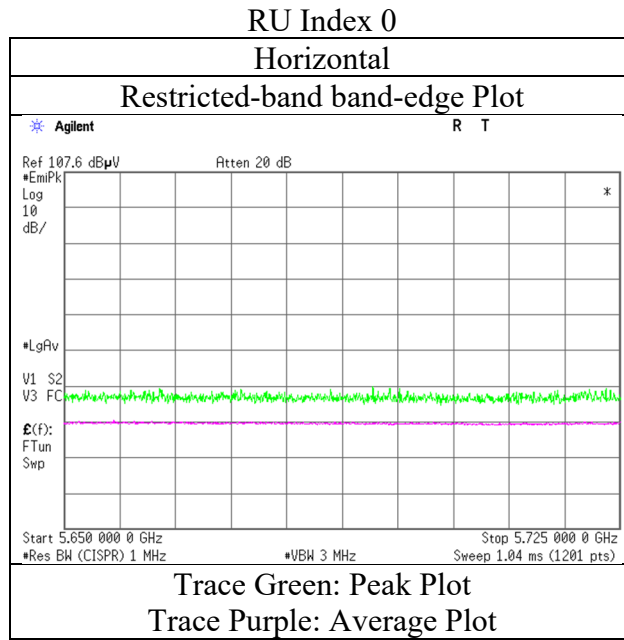
*Other frequency noises omitted in this report were not seen or had enough margin (more than 20 dB).

*QP detector was used up to 1GHz.

Distance factor: 1 GHz - 10 GHz $20\log(3.65\text{ m} / 3.0\text{ m}) = 1.71\text{ dB}$

Radiated Spurious Emission

Test place Ise EMC Lab.
Semi Anechoic Chamber No.2
Date January 31, 2022
Temperature / Humidity 22 deg. C / 44 % RH
Engineer Junya Okuno
 (1 GHz - 10 GHz)
Mode Tx 11ax-80 5775 MHz (26-tone RU)



* The measurement was conducted for a sufficiently long enough time to detect any possible spurious emissions. Final result of restricted band edge was shown in tabular data.

Radiated Spurious Emission

Test place	Ise EMC Lab.
Semi Anechoic Chamber	No.2
Date	January 31, 2022
Temperature / Humidity	22 deg. C / 44 % RH
Engineer	Junya Okuno
	(1 GHz - 10 GHz)
Mode	Tx 11ax-80 5775 MHz (52-tone RU)

RU Index 37

Polarity [Hori/Vert]	Frequency [MHz]	Reading (QP / PK) [dBuV]	Reading (AV) [dBuV]	Ant. Factor [dB/m]	Loss [dB]	Gain [dB]	Duty Factor [dB]	Result (QP / PK) [dBuV/m]	Result (AV) [dBuV/m]	Limit (QP / PK) [dBuV/m]	Limit (AV) [dBuV/m]	Margin (QP / PK) [dB]	Margin (AV) [dB]	Remark
Hori.	5650.0	43.5	-	31.8	5.6	33.5	-	47.4	-	68.2	-	20.8	-	
Hori.	5700.0	43.6	-	31.9	5.6	33.5	-	47.6	-	105.2	-	57.6	-	
Hori.	5720.0	47.3	-	31.9	5.6	33.5	-	51.2	-	110.8	-	59.6	-	
Hori.	5725.0	49.0	-	31.9	5.6	33.5	-	53.0	-	122.2	-	69.2	-	
Vert.	5650.0	43.4	-	31.8	5.6	33.5	-	47.2	-	68.2	-	21.0	-	
Vert.	5700.0	44.0	-	31.9	5.6	33.5	-	47.9	-	105.2	-	57.3	-	
Vert.	5720.0	47.3	-	31.9	5.6	33.5	-	51.3	-	110.8	-	59.5	-	
Vert.	5725.0	47.4	-	31.9	5.6	33.5	-	51.4	-	122.2	-	70.8	-	

Result (QP / PK) = Reading + Ant Factor + Loss (Cable+Attenuator+Filter+Distance factor(above 1 GHz)) - Gain(Amplifier)

Result (AV)= Reading + Ant Factor + Loss (Cable+Attenuator+Filter+Distance factor(above 1 GHz)) - Gain(Amplifier) + Duty factor

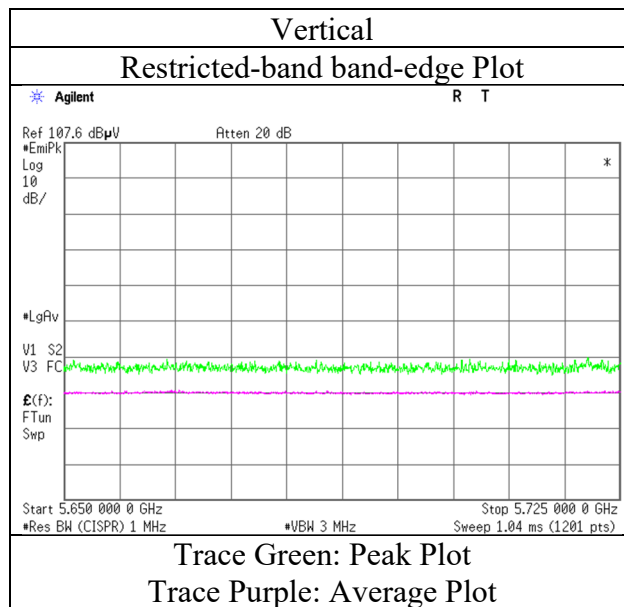
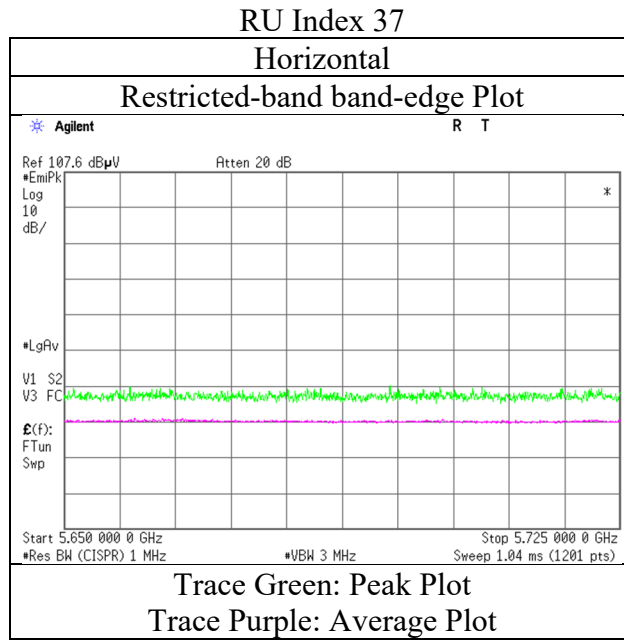
*Other frequency noises omitted in this report were not seen or had enough margin (more than 20 dB).

*QP detector was used up to 1GHz.

Distance factor: 1 GHz - 10 GHz $20\log(3.65\text{ m} / 3.0\text{ m}) = 1.71\text{ dB}$

Radiated Spurious Emission

Test place	Ise EMC Lab.
Semi Anechoic Chamber	No.2
Date	January 31, 2022
Temperature / Humidity	22 deg. C / 44 % RH
Engineer	Junya Okuno (1 GHz - 10 GHz)
Mode	Tx 11ax-80 5775 MHz (52-tone RU)



* The measurement was conducted for a sufficiently long enough time to detect any possible spurious emissions. Final result of restricted band edge was shown in tabular data.

Radiated Spurious Emission

Test place	Ise EMC Lab.
Semi Anechoic Chamber	No.2
Date	January 31, 2022
Temperature / Humidity	22 deg. C / 44 % RH
Engineer	Junya Okuno
	(1 GHz - 10 GHz)
Mode	Tx 11ax-80 5775 MHz (106-tone RU)

RU Index 53

Polarity [Hori/Vert]	Frequency [MHz]	Reading (QP / PK) [dBuV]	Reading (AV) [dBuV]	Ant. Factor [dB/m]	Loss [dB]	Gain [dB]	Duty Factor [dB]	Result (QP / PK) [dBuV/m]	Result (AV) [dBuV/m]	Limit (QP / PK) [dBuV/m]	Limit (AV) [dBuV/m]	Margin (QP / PK) [dB]	Margin (AV) [dB]	Remark
Hori.	5650.0	44.7	-	31.8	5.6	33.5	-	48.6	-	68.2	-	19.6	-	
Hori.	5700.0	44.9	-	31.9	5.6	33.5	-	48.9	-	105.2	-	56.3	-	
Hori.	5720.0	49.2	-	31.9	5.6	33.5	-	53.2	-	110.8	-	57.6	-	
Hori.	5725.0	49.9	-	31.9	5.6	33.5	-	53.9	-	122.2	-	68.3	-	
Vert.	5650.0	44.1	-	31.8	5.6	33.5	-	47.9	-	68.2	-	20.3	-	
Vert.	5700.0	46.8	-	31.9	5.6	33.5	-	50.7	-	105.2	-	54.5	-	
Vert.	5720.0	49.0	-	31.9	5.6	33.5	-	53.0	-	110.8	-	57.8	-	
Vert.	5725.0	49.2	-	31.9	5.6	33.5	-	53.2	-	122.2	-	69.0	-	

Result (QP / PK) = Reading + Ant Factor + Loss (Cable+Attenuator+Filter+Distance factor(above 1 GHz)) - Gain(Amplifier)

Result (AV)= Reading + Ant Factor + Loss (Cable+Attenuator+Filter+Distance factor(above 1 GHz)) - Gain(Amplifier) + Duty factor

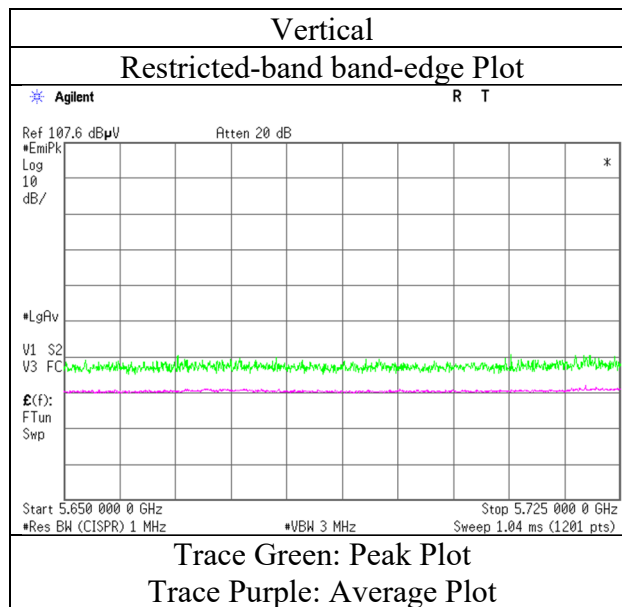
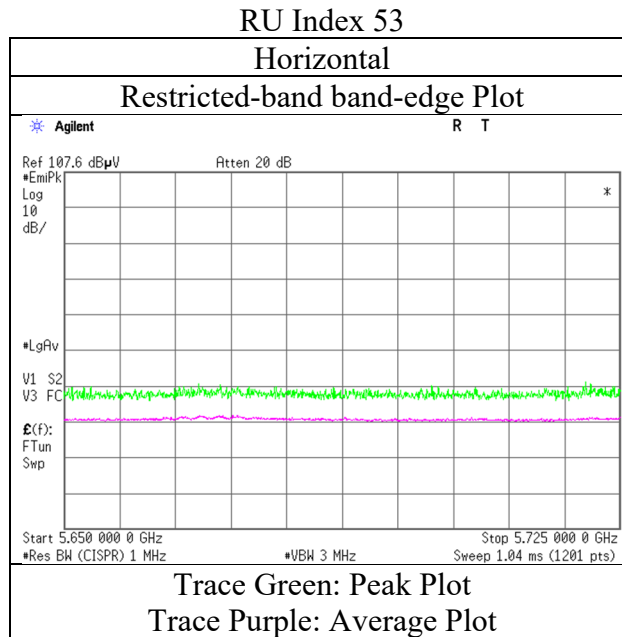
*Other frequency noises omitted in this report were not seen or had enough margin (more than 20 dB).

*QP detector was used up to 1GHz.

Distance factor: 1 GHz - 10 GHz $20\log(3.65\text{ m} / 3.0\text{ m}) = 1.71\text{ dB}$

Radiated Spurious Emission

Test place	Ise EMC Lab.
Semi Anechoic Chamber	No.2
Date	January 31, 2022
Temperature / Humidity	22 deg. C / 44 % RH
Engineer	Junya Okuno (1 GHz - 10 GHz)
Mode	Tx 11ax-80 5775 MHz (106-tone RU)



* The measurement was conducted for a sufficiently long enough time to detect any possible spurious emissions. Final result of restricted band edge was shown in tabular data.

Radiated Spurious Emission

Test place	Ise EMC Lab.
Semi Anechoic Chamber	No.2
Date	January 31, 2022
Temperature / Humidity	22 deg. C / 44 % RH
Engineer	Junya Okuno
	(1 GHz - 10 GHz)
Mode	Tx 11ax-80 5775 MHz (242-tone RU)

RU Index 61

Polarity [Hori/Vert]	Frequency [MHz]	Reading (QP / PK) [dBuV]	Reading (AV) [dBuV]	Ant. Factor [dB/m]	Loss [dB]	Gain [dB]	Duty Factor [dB]	Result (QP / PK) [dBuV/m]	Result (AV) [dBuV/m]	Limit (QP / PK) [dBuV/m]	Limit (AV) [dBuV/m]	Margin (QP / PK) [dB]	Margin (AV) [dB]	Remark
Hori.	5650.0	48.3	-	31.8	5.6	33.5	-	52.1	-	68.2	-	16.1	-	
Hori.	5700.0	49.4	-	31.9	5.6	33.5	-	53.4	-	105.2	-	51.8	-	
Hori.	5720.0	53.1	-	31.9	5.6	33.5	-	57.1	-	110.8	-	53.7	-	
Hori.	5725.0	55.5	-	31.9	5.6	33.5	-	59.5	-	122.2	-	62.7	-	
Vert.	5650.0	46.7	-	31.8	5.6	33.5	-	50.6	-	68.2	-	17.6	-	
Vert.	5700.0	48.0	-	31.9	5.6	33.5	-	51.9	-	105.2	-	53.3	-	
Vert.	5720.0	53.6	-	31.9	5.6	33.5	-	57.6	-	110.8	-	53.3	-	
Vert.	5725.0	55.7	-	31.9	5.6	33.5	-	59.7	-	122.2	-	62.5	-	

Result (QP / PK) = Reading + Ant Factor + Loss (Cable+Attenuator+Filter+Distance factor(above 1 GHz)) - Gain(Amplifier)

Result (AV)= Reading + Ant Factor + Loss (Cable+Attenuator+Filter+Distance factor(above 1 GHz)) - Gain(Amplifier) + Duty factor

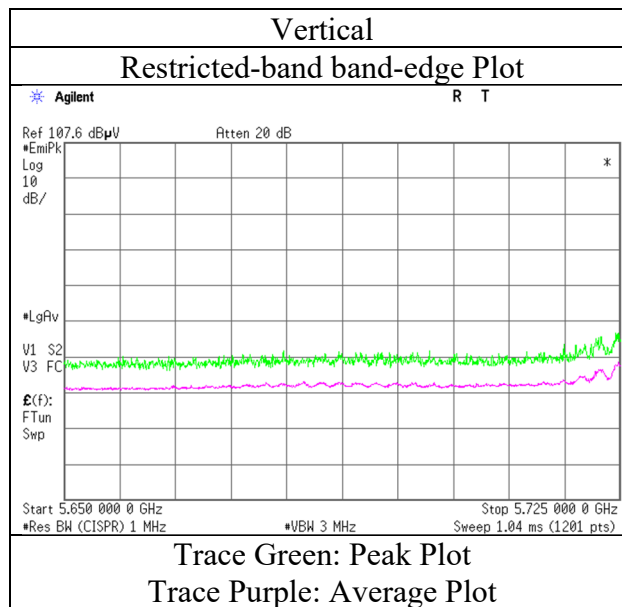
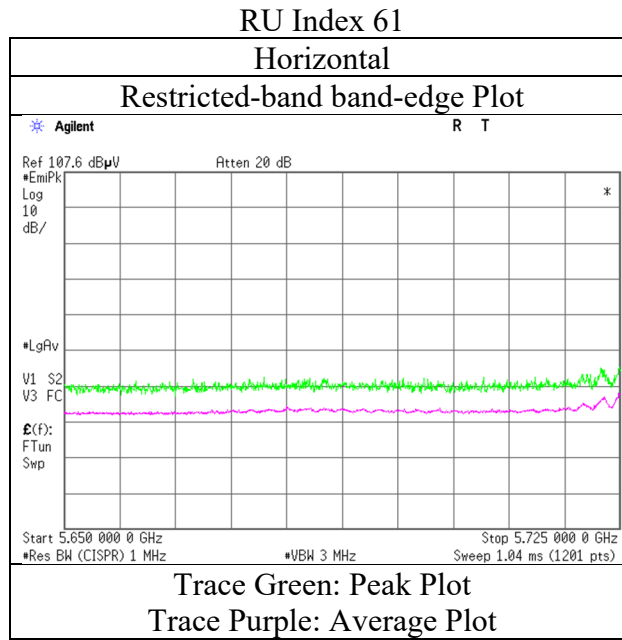
*Other frequency noises omitted in this report were not seen or had enough margin (more than 20 dB).

*QP detector was used up to 1GHz.

Distance factor: 1 GHz - 10 GHz $20\log(3.65\text{ m} / 3.0\text{ m}) = 1.71\text{ dB}$

Radiated Spurious Emission

Test place	Ise EMC Lab.
Semi Anechoic Chamber	No.2
Date	January 31, 2022
Temperature / Humidity	22 deg. C / 44 % RH
Engineer	Junya Okuno (1 GHz - 10 GHz)
Mode	Tx 11ax-80 5775 MHz (242-tone RU)



* The measurement was conducted for a sufficiently long enough time to detect any possible spurious emissions. Final result of restricted band edge was shown in tabular data.

Radiated Spurious Emission

Test place	Ise EMC Lab.
Semi Anechoic Chamber	No.2
Date	January 31, 2022
Temperature / Humidity	22 deg. C / 44 % RH
Engineer	Junya Okuno
	(1 GHz - 10 GHz)
Mode	Tx 11ax-80 5775 MHz (484-tone RU)

RU Index 65

Polarity [Hori/Vert]	Frequency [MHz]	Reading (QP / PK) [dBuV]	Reading (AV) [dBuV]	Ant. Factor [dB/m]	Loss [dB]	Gain [dB]	Duty Factor [dB]	Result (QP / PK) [dBuV/m]	Result (AV) [dBuV/m]	Limit (QP / PK) [dBuV/m]	Limit (AV) [dBuV/m]	Margin (QP / PK) [dB]	Margin (AV) [dB]	Remark
Hori.	5650.0	47.7	-	31.8	5.6	33.5	-	51.6	-	68.2	-	16.6	-	
Hori.	5700.0	51.3	-	31.9	5.6	33.5	-	55.2	-	105.2	-	50.0	-	
Hori.	5720.0	55.4	-	31.9	5.6	33.5	-	59.3	-	110.8	-	51.5	-	
Hori.	5725.0	58.3	-	31.9	5.6	33.5	-	62.3	-	122.2	-	59.9	-	
Vert.	5650.0	46.5	-	31.8	5.6	33.5	-	50.3	-	68.2	-	17.9	-	
Vert.	5700.0	50.5	-	31.9	5.6	33.5	-	54.5	-	105.2	-	50.7	-	
Vert.	5720.0	54.8	-	31.9	5.6	33.5	-	58.8	-	110.8	-	52.0	-	
Vert.	5725.0	56.5	-	31.9	5.6	33.5	-	60.5	-	122.2	-	61.7	-	

Result (QP / PK) = Reading + Ant Factor + Loss (Cable+Attenuator+Filter+Distance factor(above 1 GHz)) - Gain(Amplifier)

Result (AV)= Reading + Ant Factor + Loss (Cable+Attenuator+Filter+Distance factor(above 1 GHz)) - Gain(Amplifier) + Duty factor

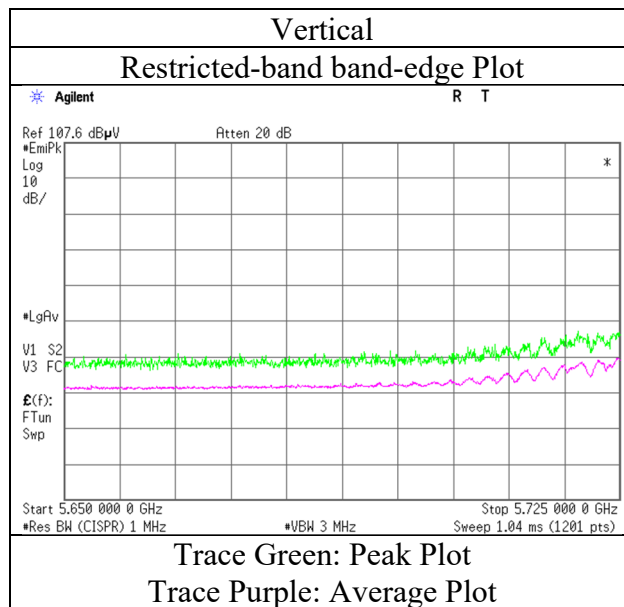
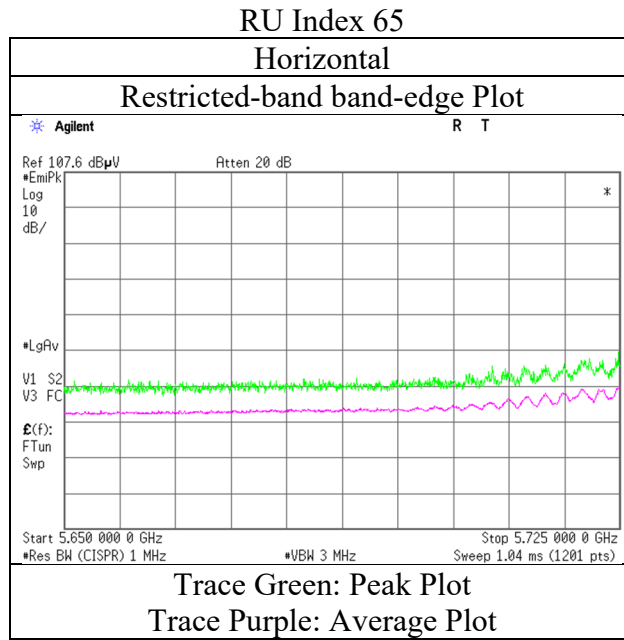
*Other frequency noises omitted in this report were not seen or had enough margin (more than 20 dB).

*QP detector was used up to 1GHz.

Distance factor: 1 GHz - 10 GHz $20\log(3.65\text{ m} / 3.0\text{ m}) = 1.71\text{ dB}$

Radiated Spurious Emission

Test place Ise EMC Lab.
Semi Anechoic Chamber No.2
Date January 31, 2022
Temperature / Humidity 22 deg. C / 44 % RH
Engineer Junya Okuno
 (1 GHz - 10 GHz)
Mode Tx 11ax-80 5775 MHz (484-tone RU)



* The measurement was conducted for a sufficiently long enough time to detect any possible spurious emissions. Final result of restricted band edge was shown in tabular data.

Radiated Spurious Emission

Test place	Ise EMC Lab.
Semi Anechoic Chamber	No.2
Date	January 31, 2022
Temperature / Humidity	22 deg. C / 44 % RH
Engineer	Junya Okuno
	(1 GHz - 10 GHz)
Mode	Tx 11ax-80 5775 MHz (26-tone RU)

RU Index 36

Polarity [Hori/Vert]	Frequency [MHz]	Reading (QP / PK) [dBuV]	Reading (AV) [dBuV]	Ant. Factor [dB/m]	Loss [dB]	Gain [dB]	Duty Factor [dB]	Result (QP / PK) [dBuV/m]	Result (AV) [dBuV/m]	Limit (QP / PK) [dBuV/m]	Limit (AV) [dBuV/m]	Margin (QP / PK) [dB]	Margin (AV) [dB]	Remark
Hori.	5850.0	43.2	-	32.2	5.7	33.5	-	47.5	-	122.2	-	74.7	-	
Hori.	5855.0	43.0	-	32.2	5.7	33.5	-	47.4	-	110.8	-	63.4	-	
Hori.	5875.0	42.7	-	32.2	5.7	33.5	-	47.1	-	105.2	-	58.1	-	
Hori.	5925.0	42.6	-	32.3	5.7	33.5	-	47.0	-	68.2	-	21.2	-	
Vert.	5850.0	43.6	-	32.2	5.7	33.5	-	47.9	-	122.2	-	74.3	-	
Vert.	5855.0	43.0	-	32.2	5.7	33.5	-	47.3	-	110.8	-	63.5	-	
Vert.	5875.0	42.8	-	32.2	5.7	33.5	-	47.1	-	105.2	-	58.1	-	
Vert.	5925.0	42.3	-	32.3	5.7	33.5	-	46.8	-	68.2	-	21.5	-	

Result (QP / PK) = Reading + Ant Factor + Loss (Cable+Attenuator+Filter+Distance factor(above 1 GHz)) - Gain(Amplifier)

Result (AV)= Reading + Ant Factor + Loss (Cable+Attenuator+Filter+Distance factor(above 1 GHz)) - Gain(Amplifier) + Duty factor

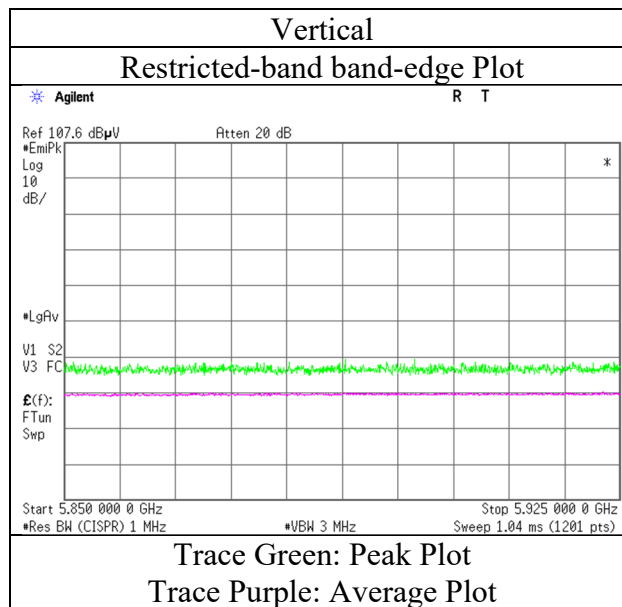
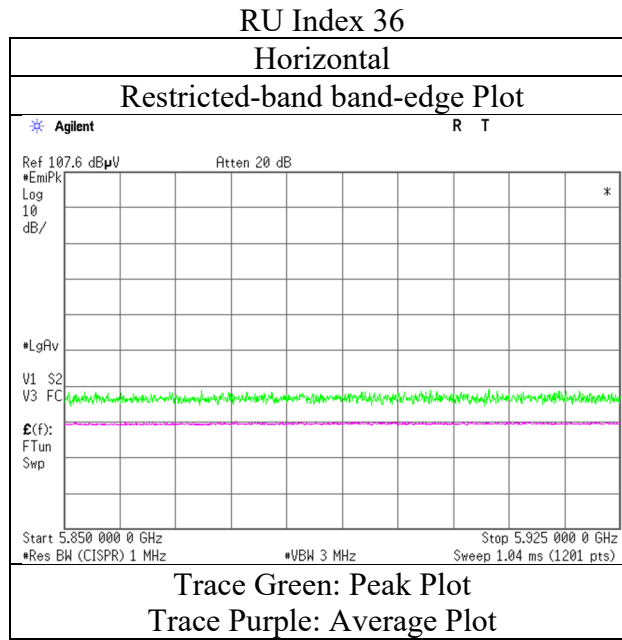
*Other frequency noises omitted in this report were not seen or had enough margin (more than 20 dB).

*QP detector was used up to 1GHz.

Distance factor: 1 GHz - 10 GHz $20\log(3.65\text{ m} / 3.0\text{ m}) = 1.71\text{ dB}$

Radiated Spurious Emission

Test place	Ise EMC Lab.
Semi Anechoic Chamber	No.2
Date	January 31, 2022
Temperature / Humidity	22 deg. C / 44 % RH
Engineer	Junya Okuno (1 GHz - 10 GHz)
Mode	Tx 11ax-80 5775 MHz (26-tone RU)



* The measurement was conducted for a sufficiently long enough time to detect any possible spurious emissions. Final result of restricted band edge was shown in tabular data.

Radiated Spurious Emission

Test place	Ise EMC Lab.
Semi Anechoic Chamber	No.2
Date	January 31, 2022
Temperature / Humidity	22 deg. C / 44 % RH
Engineer	Junya Okuno
	(1 GHz - 10 GHz)
Mode	Tx 11ax-80 5775 MHz (52-tone RU)

RU Index 52

Polarity [Hori/Vert]	Frequency [MHz]	Reading (QP / PK) [dBuV]	Reading (AV) [dBuV]	Ant. Factor [dB/m]	Loss [dB]	Gain [dB]	Duty Factor [dB]	Result (QP / PK) [dBuV/m]	Result (AV) [dBuV/m]	Limit (QP / PK) [dBuV/m]	Limit (AV) [dBuV/m]	Margin (QP / PK) [dB]	Margin (AV) [dB]	Remark
Hori.	5850.0	44.1	-	32.2	5.7	33.5	-	48.4	-	122.2	-	73.8	-	
Hori.	5855.0	43.5	-	32.2	5.7	33.5	-	47.8	-	110.8	-	63.0	-	
Hori.	5875.0	43.3	-	32.2	5.7	33.5	-	47.6	-	105.2	-	57.6	-	
Hori.	5925.0	43.1	-	32.3	5.7	33.5	-	47.5	-	68.2	-	20.7	-	
Vert.	5850.0	45.0	-	32.2	5.7	33.5	-	49.3	-	122.2	-	72.9	-	
Vert.	5855.0	44.6	-	32.2	5.7	33.5	-	48.9	-	110.8	-	61.9	-	
Vert.	5875.0	44.5	-	32.2	5.7	33.5	-	48.9	-	105.2	-	56.4	-	
Vert.	5925.0	43.1	-	32.3	5.7	33.5	-	47.6	-	68.2	-	20.6	-	

Result (QP / PK) = Reading + Ant Factor + Loss (Cable+Attenuator+Filter+Distance factor(above 1 GHz)) - Gain(Amplifier)

Result (AV)= Reading + Ant Factor + Loss (Cable+Attenuator+Filter+Distance factor(above 1 GHz)) - Gain(Amplifier) + Duty factor

*Other frequency noises omitted in this report were not seen or had enough margin (more than 20 dB).

*QP detector was used up to 1GHz.

Distance factor: 1 GHz - 10 GHz $20\log(3.65\text{ m} / 3.0\text{ m}) = 1.71\text{ dB}$

Radiated Spurious Emission

Test place	Ise EMC Lab.
Semi Anechoic Chamber	No.2
Date	January 31, 2022
Temperature / Humidity	22 deg. C / 44 % RH
Engineer	Junya Okuno
	(1 GHz - 10 GHz)
Mode	Tx 11ax-80 5775 MHz (106-tone RU)

RU Index 60

Polarity [Hori/Vert]	Frequency [MHz]	Reading (QP / PK) [dBuV]	Reading (AV) [dBuV]	Ant. Factor [dB/m]	Loss [dB]	Gain [dB]	Duty Factor [dB]	Result (QP / PK) [dBuV/m]	Result (AV) [dBuV/m]	Limit (QP / PK) [dBuV/m]	Limit (AV) [dBuV/m]	Margin (QP / PK) [dB]	Margin (AV) [dB]	Remark
Hori.	5850.0	45.6	-	32.2	5.7	33.5	-	50.0	-	122.2	-	72.3	-	
Hori.	5855.0	45.2	-	32.2	5.7	33.5	-	49.5	-	110.8	-	61.3	-	
Hori.	5875.0	45.2	-	32.2	5.7	33.5	-	49.5	-	105.2	-	55.7	-	
Hori.	5925.0	43.5	-	32.3	5.7	33.5	-	48.0	-	68.2	-	20.2	-	
Vert.	5850.0	46.0	-	32.2	5.7	33.5	-	50.3	-	122.2	-	71.9	-	
Vert.	5855.0	45.9	-	32.2	5.7	33.5	-	50.2	-	110.8	-	60.6	-	
Vert.	5875.0	45.6	-	32.2	5.7	33.5	-	50.0	-	105.2	-	55.2	-	
Vert.	5925.0	43.6	-	32.3	5.7	33.5	-	48.1	-	68.2	-	20.2	-	

Result (QP / PK) = Reading + Ant Factor + Loss (Cable+Attenuator+Filter+Distance factor(above 1 GHz)) - Gain(Amplifier)

Result (AV)= Reading + Ant Factor + Loss (Cable+Attenuator+Filter+Distance factor(above 1 GHz)) - Gain(Amplifier) + Duty factor

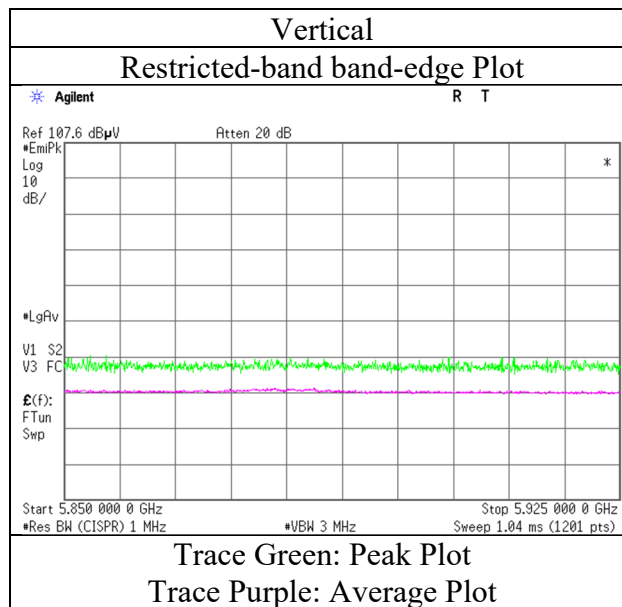
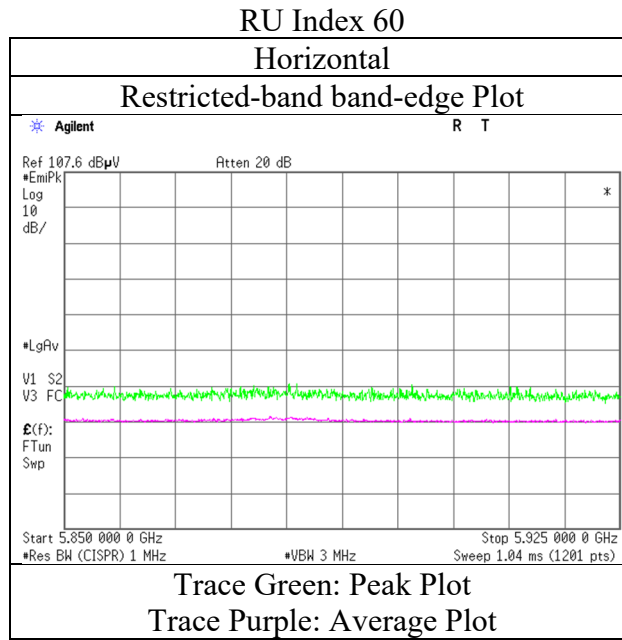
*Other frequency noises omitted in this report were not seen or had enough margin (more than 20 dB).

*QP detector was used up to 1GHz.

Distance factor: 1 GHz - 10 GHz $20\log(3.65\text{ m} / 3.0\text{ m}) = 1.71\text{ dB}$

Radiated Spurious Emission

Test place	Ise EMC Lab.
Semi Anechoic Chamber	No.2
Date	January 31, 2022
Temperature / Humidity	22 deg. C / 44 % RH
Engineer	Junya Okuno (1 GHz - 10 GHz)
Mode	Tx 11ax-80 5775 MHz (106-tone RU)



* The measurement was conducted for a sufficiently long enough time to detect any possible spurious emissions. Final result of restricted band edge was shown in tabular data.

Radiated Spurious Emission

Test place	Ise EMC Lab.
Semi Anechoic Chamber	No.2
Date	January 31, 2022
Temperature / Humidity	22 deg. C / 44 % RH
Engineer	Junya Okuno
	(1 GHz - 10 GHz)
Mode	Tx 11ax-80 5775 MHz (242-tone RU)

RU Index 64

Polarity [Hori/Vert]	Frequency [MHz]	Reading (QP / PK) [dBuV]	Reading (AV) [dBuV]	Ant. Factor [dB/m]	Loss [dB]	Gain [dB]	Duty Factor [dB]	Result (QP / PK) [dBuV/m]	Result (AV) [dBuV/m]	Limit (QP / PK) [dBuV/m]	Limit (AV) [dBuV/m]	Margin (QP / PK) [dB]	Margin (AV) [dB]	Remark
Hori.	5850.0	49.5	-	32.2	5.7	33.5	-	53.9	-	122.2	-	68.4	-	
Hori.	5855.0	49.2	-	32.2	5.7	33.5	-	53.5	-	110.8	-	57.3	-	
Hori.	5875.0	47.6	-	32.2	5.7	33.5	-	52.0	-	105.2	-	53.2	-	
Hori.	5925.0	45.3	-	32.3	5.7	33.5	-	49.8	-	68.2	-	18.5	-	
Vert.	5850.0	49.3	-	32.2	5.7	33.5	-	53.6	-	122.2	-	68.6	-	
Vert.	5855.0	49.2	-	32.2	5.7	33.5	-	53.5	-	110.8	-	57.3	-	
Vert.	5875.0	49.1	-	32.2	5.7	33.5	-	53.5	-	105.2	-	51.7	-	
Vert.	5925.0	44.0	-	32.3	5.7	33.5	-	48.4	-	68.2	-	19.8	-	

Result (QP / PK) = Reading + Ant Factor + Loss (Cable+Attenuator+Filter+Distance factor(above 1 GHz)) - Gain(Amplifier)

Result (AV)= Reading + Ant Factor + Loss (Cable+Attenuator+Filter+Distance factor(above 1 GHz)) - Gain(Amplifier) + Duty factor

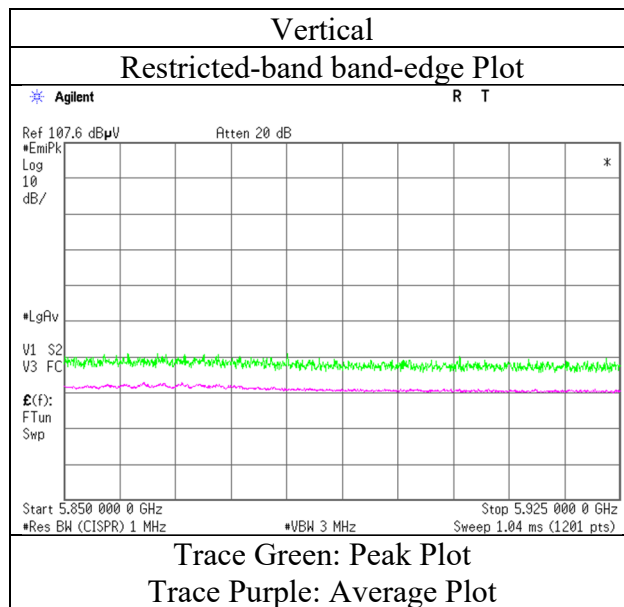
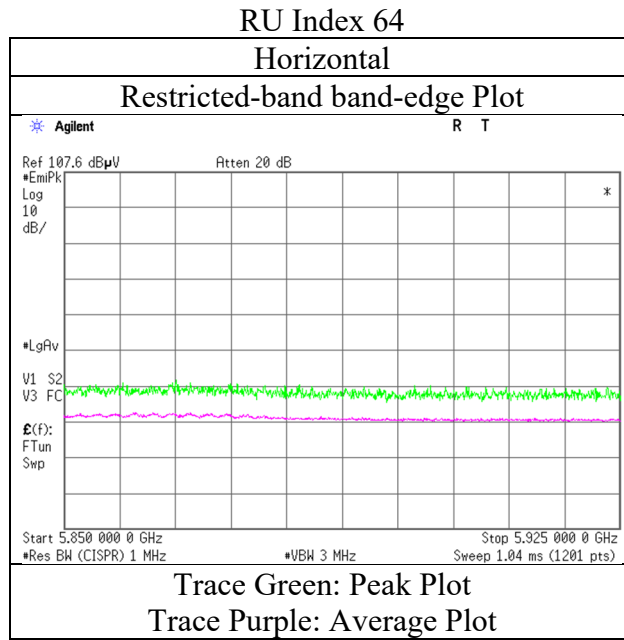
*Other frequency noises omitted in this report were not seen or had enough margin (more than 20 dB).

*QP detector was used up to 1GHz.

Distance factor: 1 GHz - 10 GHz $20\log(3.65\text{ m} / 3.0\text{ m}) = 1.71\text{ dB}$

Radiated Spurious Emission

Test place Ise EMC Lab.
Semi Anechoic Chamber No.2
Date January 31, 2022
Temperature / Humidity 22 deg. C / 44 % RH
Engineer Junya Okuno
 (1 GHz - 10 GHz)
Mode Tx 11ax-80 5775 MHz (242-tone RU)



* The measurement was conducted for a sufficiently long enough time to detect any possible spurious emissions. Final result of restricted band edge was shown in tabular data.

Radiated Spurious Emission

Test place	Ise EMC Lab.
Semi Anechoic Chamber	No.2
Date	January 31, 2022
Temperature / Humidity	22 deg. C / 44 % RH
Engineer	Junya Okuno
	(1 GHz - 10 GHz)
Mode	Tx 11ax-80 5775 MHz (484-tone RU)

RU Index 66

Polarity [Hori/Vert]	Frequency [MHz]	Reading (QP / PK) [dBuV]	Reading (AV) [dBuV]	Ant. Factor [dB/m]	Loss [dB]	Gain [dB]	Duty Factor [dB]	Result (QP / PK) [dBuV/m]	Result (AV) [dBuV/m]	Limit (QP / PK) [dBuV/m]	Limit (AV) [dBuV/m]	Margin (QP / PK) [dB]	Margin (AV) [dB]	Remark
Hori.	5850.0	50.6	-	32.2	5.7	33.5	-	54.9	-	122.2	-	67.3	-	
Hori.	5855.0	49.2	-	32.2	5.7	33.5	-	53.5	-	110.8	-	57.3	-	
Hori.	5875.0	47.7	-	32.2	5.7	33.5	-	52.1	-	105.2	-	53.1	-	
Hori.	5925.0	45.1	-	32.3	5.7	33.5	-	49.6	-	68.2	-	18.7	-	
Vert.	5850.0	49.7	-	32.2	5.7	33.5	-	54.0	-	122.2	-	68.2	-	
Vert.	5855.0	48.8	-	32.2	5.7	33.5	-	53.1	-	110.8	-	57.7	-	
Vert.	5875.0	47.1	-	32.2	5.7	33.5	-	51.5	-	105.2	-	53.7	-	
Vert.	5925.0	46.0	-	32.3	5.7	33.5	-	50.5	-	68.2	-	17.7	-	

Result (QP / PK) = Reading + Ant Factor + Loss (Cable+Attenuator+Filter+Distance factor(above 1 GHz)) - Gain(Amplifier)

Result (AV)= Reading + Ant Factor + Loss (Cable+Attenuator+Filter+Distance factor(above 1 GHz)) - Gain(Amplifier) + Duty factor

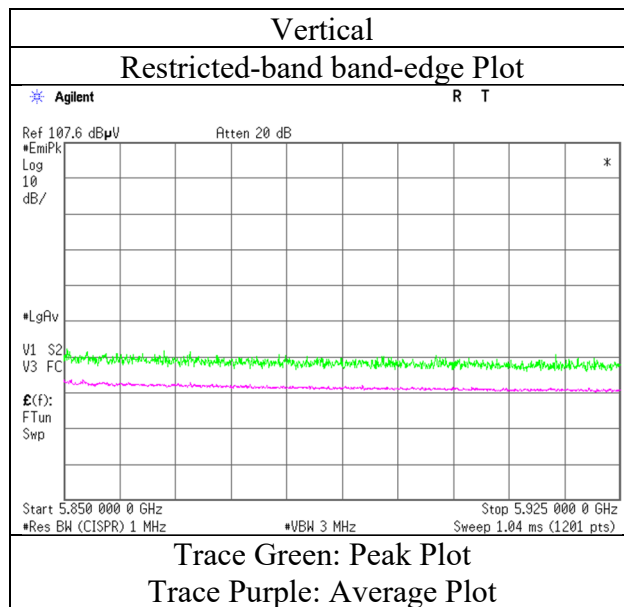
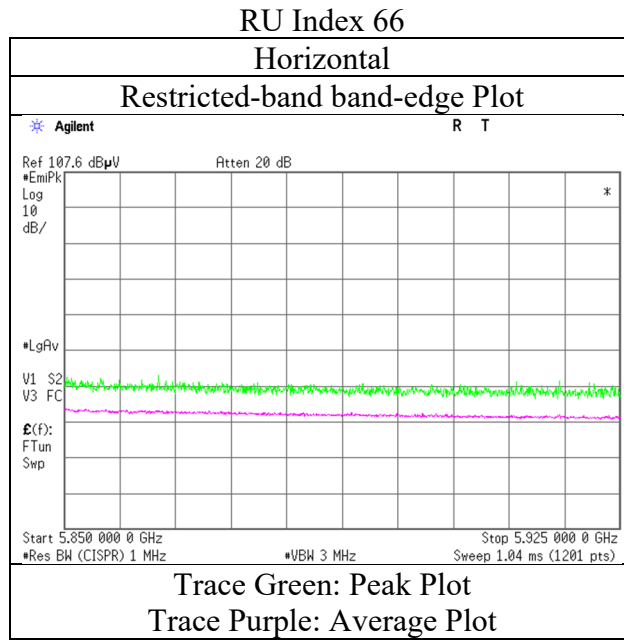
*Other frequency noises omitted in this report were not seen or had enough margin (more than 20 dB).

*QP detector was used up to 1GHz.

Distance factor: 1 GHz - 10 GHz $20\log(3.65\text{ m} / 3.0\text{ m}) = 1.71\text{ dB}$

Radiated Spurious Emission

Test place	Ise EMC Lab.
Semi Anechoic Chamber	No.2
Date	January 31, 2022
Temperature / Humidity	22 deg. C / 44 % RH
Engineer	Junya Okuno (1 GHz - 10 GHz)
Mode	Tx 11ax-80 5775 MHz (484-tone RU)



* The measurement was conducted for a sufficiently long enough time to detect any possible spurious emissions. Final result of restricted band edge was shown in tabular data.

Radiated Spurious Emission

Test place	Ise EMC Lab.
Semi Anechoic Chamber	No.2
Date	January 31, 2022
Temperature / Humidity	22 deg. C / 44 % RH
Engineer	Junya Okuno (1 GHz - 10 GHz)
Mode	Tx 11ax-80 5775 MHz (996-tone RU)

RU Index 67

Polarity [Hori/Vert]	Frequency [MHz]	Reading (QP / PK) [dBuV]	Reading (AV) [dBuV]	Ant. Factor [dB/m]	Loss [dB]	Gain [dB]	Duty Factor [dB]	Result (QP / PK) [dBuV/m]	Result (AV) [dBuV/m]	Limit (QP / PK) [dBuV/m]	Limit (AV) [dBuV/m]	Margin (QP / PK) [dB]	Margin (AV) [dB]	Remark
Hori.	5650.0	48.4	-	31.8	5.6	33.5	-	52.3	-	68.2	-	16.0	-	
Hori.	5700.0	52.4	-	31.9	5.6	33.5	-	56.4	-	105.2	-	48.8	-	
Hori.	5720.0	54.6	-	31.9	5.6	33.5	-	58.6	-	110.8	-	52.2	-	
Hori.	5725.0	55.7	-	31.9	5.6	33.5	-	59.7	-	122.2	-	62.5	-	
Hori.	5850.0	51.8	-	32.2	5.7	33.5	-	56.1	-	122.2	-	66.1	-	
Hori.	5855.0	50.5	-	32.2	5.7	33.5	-	54.9	-	110.8	-	55.9	-	
Hori.	5875.0	48.5	-	32.2	5.7	33.5	-	52.9	-	105.2	-	52.4	-	
Hori.	5925.0	46.0	-	32.3	5.7	33.5	-	50.5	-	68.2	-	17.7	-	
Vert.	5650.0	46.8	-	31.8	5.6	33.5	-	50.6	-	68.2	-	17.6	-	
Vert.	5700.0	51.1	-	31.9	5.6	33.5	-	55.1	-	105.2	-	50.1	-	
Vert.	5720.0	54.2	-	31.9	5.6	33.5	-	58.2	-	110.8	-	52.6	-	
Vert.	5725.0	54.8	-	31.9	5.6	33.5	-	58.8	-	122.2	-	63.4	-	
Vert.	5850.0	51.1	-	32.2	5.7	33.5	-	55.4	-	122.2	-	66.8	-	
Vert.	5855.0	49.8	-	32.2	5.7	33.5	-	54.1	-	110.8	-	56.7	-	
Vert.	5875.0	47.0	-	32.2	5.7	33.5	-	51.4	-	105.2	-	53.9	-	
Vert.	5925.0	45.0	-	32.3	5.7	33.5	-	49.4	-	68.2	-	18.8	-	

Result (QP / PK) = Reading + Ant Factor + Loss (Cable+Attenuator+Filter+Distance factor(above 1 GHz)) - Gain(Amplifier)

Result (AV)= Reading + Ant Factor + Loss (Cable+Attenuator+Filter+Distance factor(above 1 GHz)) - Gain(Amplifier) + Duty factor

*Other frequency noises omitted in this report were not seen or had enough margin (more than 20 dB).

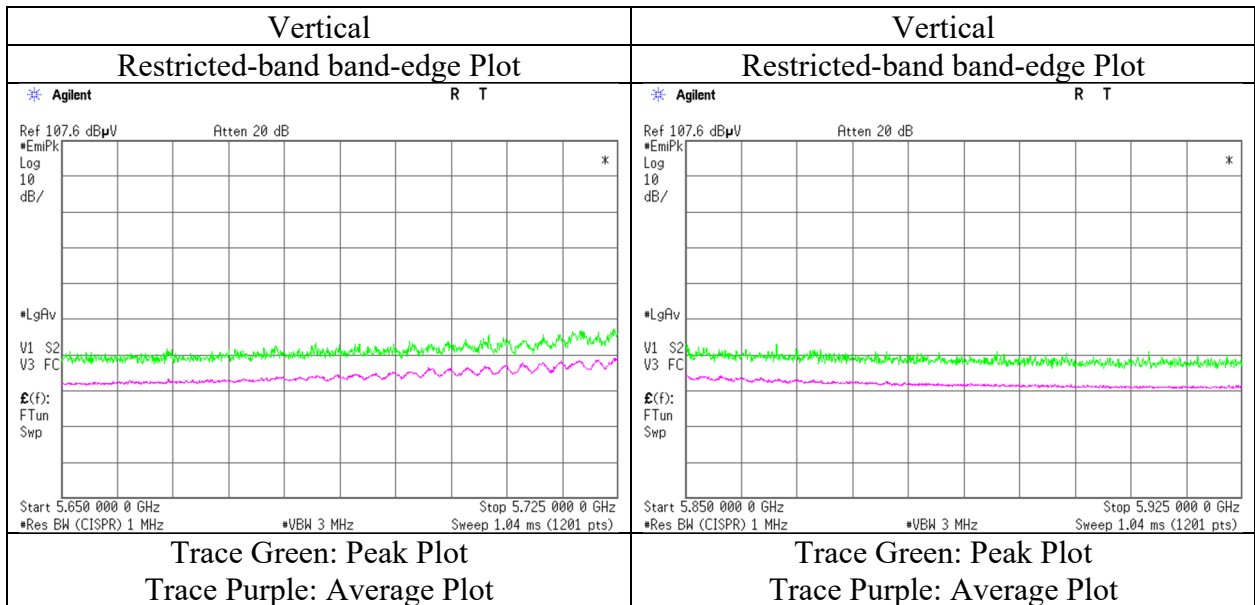
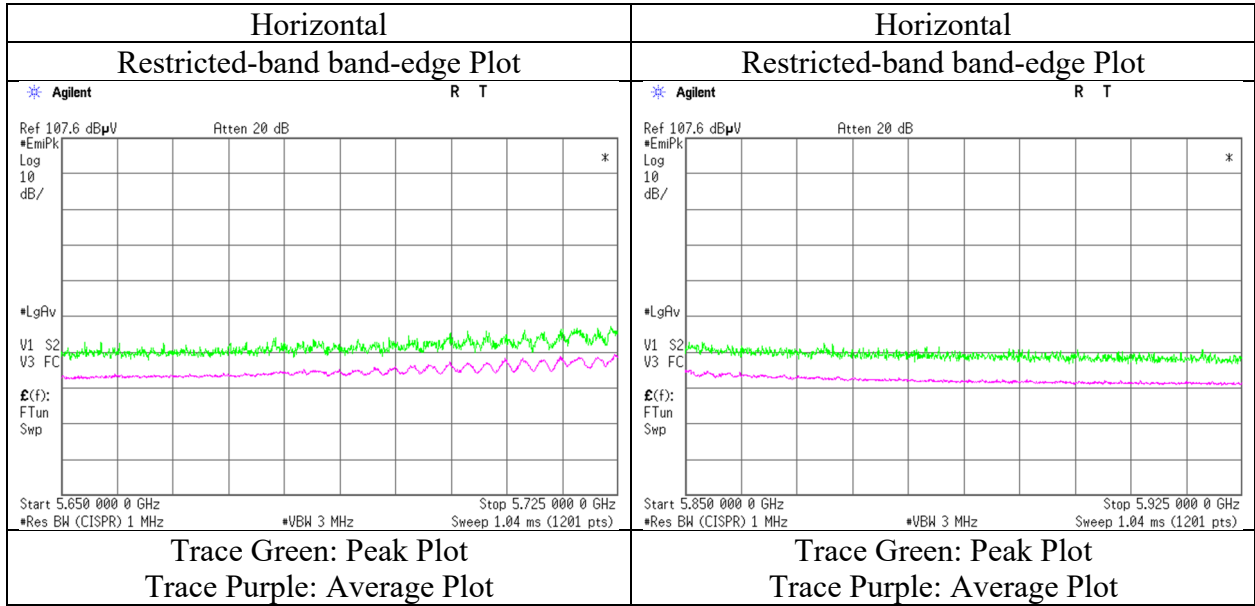
*QP detector was used up to 1GHz.

Distance factor: 1 GHz - 10 GHz $20\log(3.65\text{ m} / 3.0\text{ m}) = 1.71\text{ dB}$

Radiated Spurious Emission

Test place	Ise EMC Lab.
Semi Anechoic Chamber	No.2
Date	January 31, 2022
Temperature / Humidity	22 deg. C / 44 % RH
Engineer	Junya Okuno
	(1 GHz - 10 GHz)
Mode	Tx 11ax-80 5775 MHz (996-tone RU)

RU Index 67



* The measurement was conducted for a sufficiently long enough time to detect any possible spurious emissions. Final result of restricted band edge was shown in tabular data.

Radiated Spurious Emission

Test place	Ise EMC Lab.		
Semi Anechoic Chamber	No.2	No.2	No.2
Date	February 7, 2022	February 8, 2022	February 9, 2022
Temperature / Humidity	22 deg. C / 42 % RH	22 deg. C / 44 % RH	23 deg. C / 43 % RH
Engineer	Junya Okuno	Junya Okuno	Junya Okuno
	(Below 1 GHz)	(1 GHz - 18 GHz)	(18 GHz - 40 GHz)
Mode	Tx 11ax-40 5510 MHz (484-tone RU) + BT1 3DH5 Hopping		

RU Index 65

Polarity [Hori/Vert]	Frequency [MHz]	Reading (QP / PK) [dBuV]	Reading (AV) [dBuV]	Ant. Factor [dB/m]	Loss [dB]	Gain [dB]	Duty Factor [dB]	Result (QP / PK) [dBuV/m]	Result (AV) [dBuV/m]	Limit (QP / PK) [dBuV/m]	Limit (AV) [dBuV/m]	Margin (QP / PK) [dB]	Margin (AV) [dB]	Remark
Hori.	330.0	39.3	-	15.3	9.0	27.8	-	35.9	-	46.0	-	10.2	-	
Hori.	441.2	35.1	-	16.6	9.6	28.7	-	32.6	-	46.0	-	13.5	-	
Hori.	552.9	39.2	-	18.0	9.9	29.2	-	38.0	-	46.0	-	8.0	-	
Hori.	689.1	38.0	-	19.8	10.4	29.2	-	39.1	-	46.0	-	7.0	-	
Hori.	813.7	33.0	-	21.0	10.9	29.0	-	35.9	-	46.0	-	10.1	-	
Hori.	959.4	31.8	-	22.2	11.4	28.6	-	36.7	-	46.0	-	9.3	-	
Hori.	5460.0	51.8	42.8	31.8	7.3	34.2	0.4	56.7	48.1	68.2	53.9	11.5	5.9	*1)
Hori.	5470.0	53.0	-	31.8	7.3	34.2	-	57.9	-	68.2	-	10.4	-	
Hori.	11020.0	43.3	35.2	39.6	-2.3	34.3	0.4	46.3	38.6	73.9	53.9	27.6	15.4	
Hori.	16530.0	45.6	-	39.7	-0.7	33.7	-	50.9	-	68.2	-	17.3	-	Floor noise
Vert.	47.6	38.5	-	12.2	6.9	28.4	-	29.2	-	40.0	-	10.8	-	
Vert.	78.7	41.0	-	6.8	7.3	28.4	-	26.7	-	40.0	-	13.3	-	
Vert.	184.3	36.3	-	16.3	8.1	28.0	-	32.6	-	43.5	-	10.9	-	
Vert.	523.9	38.0	-	17.9	9.8	29.1	-	36.6	-	46.0	-	9.4	-	
Vert.	689.1	34.7	-	19.8	10.4	29.2	-	35.8	-	46.0	-	10.3	-	
Vert.	813.1	32.0	-	21.0	10.9	29.0	-	34.9	-	46.0	-	11.1	-	
Vert.	5460.0	49.7	41.1	31.8	7.3	34.2	0.4	54.6	46.3	68.2	53.9	13.6	7.6	*1)
Vert.	5470.0	51.0	-	31.8	7.3	34.2	-	55.9	-	68.2	-	12.3	-	
Vert.	11020.0	44.0	35.8	39.6	-2.3	34.3	0.4	47.0	39.2	73.9	53.9	26.9	14.8	
Vert.	16530.0	45.6	-	39.7	-0.7	33.7	-	51.0	-	68.2	-	17.2	-	Floor noise

Result (QP / PK) = Reading + Ant Factor + Loss (Cable+Attenuator+Filter+Distance factor(above 1 GHz)) - Gain(Amplifier)

Result (AV)= Reading + Ant Factor + Loss (Cable+Attenuator+Filter+Distance factor(above 1 GHz)) - Gain(Amplifier) + Duty factor

*Other frequency noises omitted in this report were not seen or had enough margin (more than 20 dB).

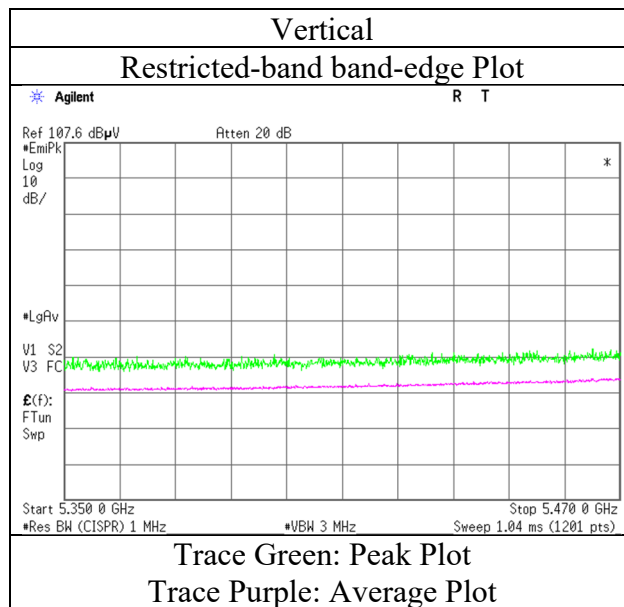
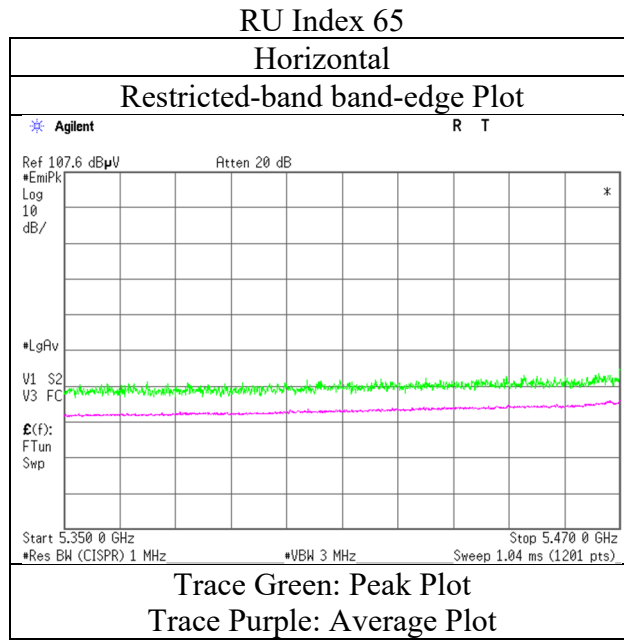
*QP detector was used up to 1GHz.

*1) Not Out of Band emission(Leakage Power)

Distance factor: 1 GHz - 10 GHz 20log(3.65 m / 3.0 m) = 1.71 dB
 10 GHz - 40 GHz 20log(1.0 m / 3.0 m) = -9.5 dB

Radiated Spurious Emission

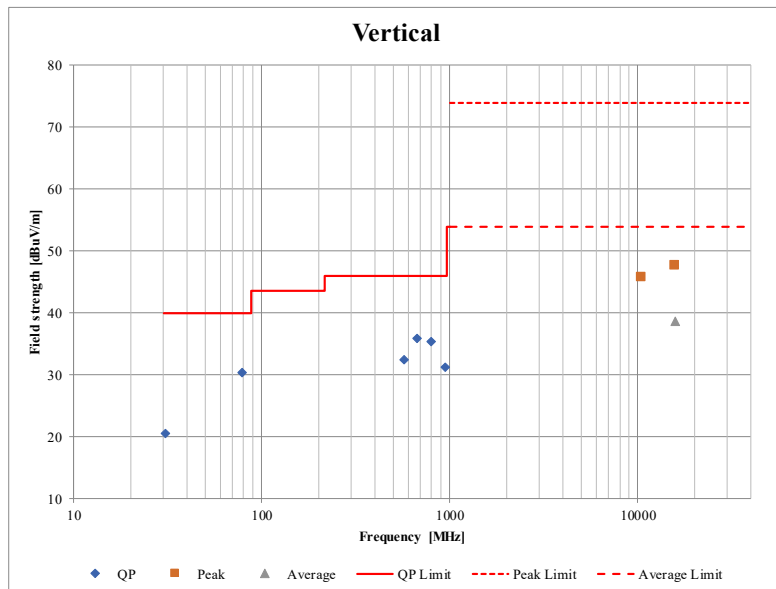
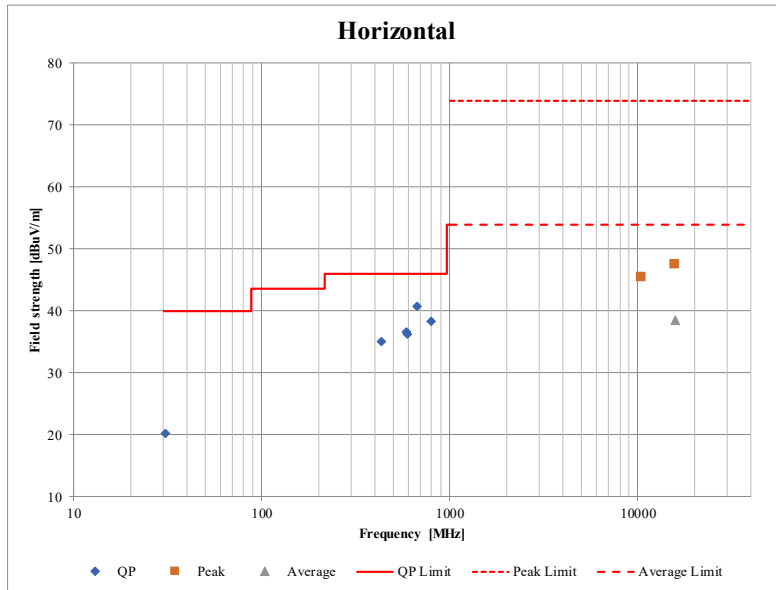
Test place Ise EMC Lab.
Semi Anechoic Chamber No.2
Date February 8, 2022
Temperature / Humidity 22 deg. C / 44 % RH
Engineer Junya Okuno
 (1 GHz - 10 GHz)
Mode Tx 11ax-40 5510 MHz (484-tone RU) + BT1 3DH5 Hopping



* The measurement was conducted for a sufficiently long enough time to detect any possible spurious emissions. Final result of restricted band edge was shown in tabular data.

Radiated Spurious Emission
(Plot data, Worst case mode for Maximum Conducted Output Power)

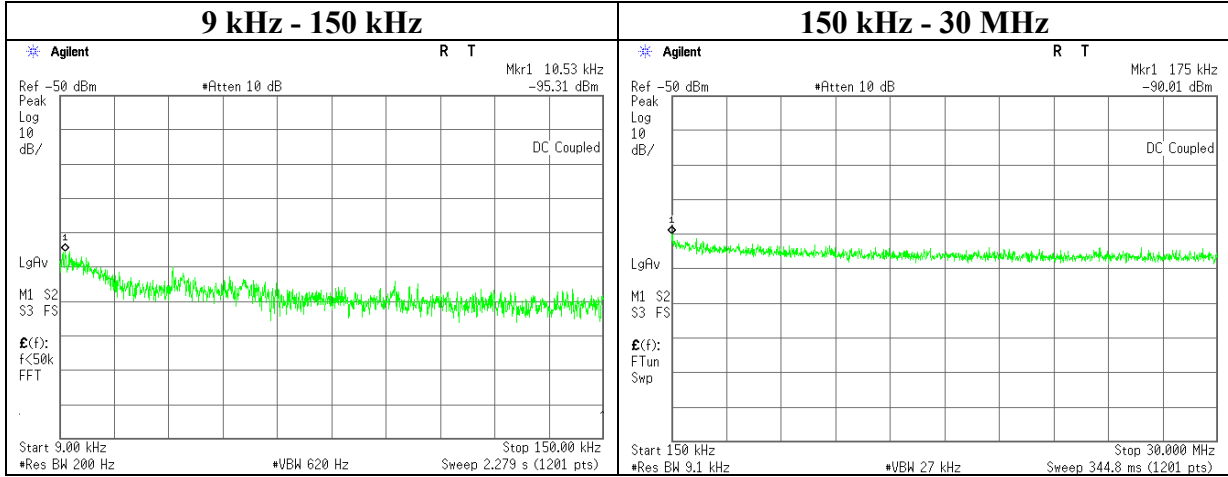
Test place	Ise EMC Lab.				
Semi Anechoic Chamber	No.2	No.2	No.2	No.2	No.2
Date	January 27, 2022	February 1, 2022	February 2, 2022	February 2, 2022	February 4, 2022
Temperature / Humidity	21 deg. C / 32 % RH	22 deg. C / 45 % RH	23 deg. C / 43 % RH	22 deg. C / 44 % RH	22 deg. C / 43 % RH
Engineer	Yuta Moriya	Junya Okuno	Takafumi Noguchi	Junya Okuno	Yuichiro Yamazaki
Mode	(1 GHz - 10 GHz)	(10 GHz - 18 GHz)	(18 GHz - 26.5 GHz)	(26.5 GHz - 40 GHz)	(Below 1 GHz)
	Tx 11ax-20 5260 MHz (OFDM)				



*These plots data contains sufficient number to show the trend of characteristic features for EUT.

Conducted Spurious Emission

Test place	Ise EMC Lab. No.8 Measurement Room
Date	February 10, 2022
Temperature / Humidity	24 deg. C / 35 % RH
Engineer	Kiyoshiro Okazaki
Mode	Tx 11ax-20 (OFDM) 5260 MHz, Antenna 3



Frequency [kHz]	Reading [dBm]	Cable Loss [dB]	Attenuator [dB]	Antenna Gain [dBi]	N (Number of Output)	EIRP [dBm]	Distance [m]	Ground bounce [dB]	E (field strength) [dBuV/m]	Limit [dBuV/m]	Margin [dB]	Remark
10.53	-95.3	0.80	9.7	8.7	2	-73.1	300	6.0	-11.8	47.1	58.9	
175.00	-90.0	0.80	9.7	8.7	2	-67.8	300	6.0	-6.5	22.7	29.2	

$$E \text{ [dBuV/m]} = \text{EIRP [dBm]} - 20 \log(\text{Distance [m]}) + \text{Ground bounce [dB]} + 104.8 \text{ [dBuV/m]}$$

$$\text{EIRP [dBm]} = \text{Reading [dBm]} + \text{Cable loss [dB]} + \text{Attenuator Loss [dB]} + \text{Antenna gain [dBi]} + 10 * \log(N)$$

N: Number of output

APPENDIX 2: Test Instruments

Test Equipment (1/2)

Test Item	Local ID	LIMS ID	Description	Manufacturer	Model	Serial	Last Calibration Date	Cal Int
CE	MAEC-03	142008	AC3_Semi Anechoic Chamber(NSA)	TDK	Semi Anechoic Chamber 3m	DA-10005	05/22/2020	24
CE	MOS-13	141554	Thermo-Hygrometer	CUSTOM. Inc	CTH-201	1301	01/10/2022	12
CE	MMM-08	141532	DIGITAL HiTESTER	HIOKI E.E. CORPORATION	3805	51201197	01/16/2022	12
CE	MJM-16	142183	Measure	KOMELON	KMC-36	-	-	-
CE	COTS-MEMI-02	178648	EMI measurement program	TSJ (Techno Science Japan)	TEPTO-DV	-	-	-
CE	MLS-24	141358	LISN(AMN)	Schwarzbeck Mess-Elektronik OHG	NSLK8127	8127-730	07/18/2021	12
CE	MTR-03	141942	Test Receiver	Rohde & Schwarz	ESCI	100300	08/05/2021	12
CE	MAT-67	141248	Attenuator	JFW Industries, Inc.	50FP-013H2 N	-	12/17/2021	12
CE	MCC-112	141216	Coaxial cable	Fujikura/Suhner/TSJ	5D-2W/SFM14/sucoform141-PE/421-010/RFM-E321(SW)	-/00640	07/19/2021	12
CE	MSA-16	141903	Spectrum Analyzer	Keysight Technologies Inc	E4440A	MY46186390	01/07/2022	12
AT	MOS-28	141567	Thermo-Hygrometer	CUSTOM. Inc	CTH-201	0008	01/10/2022	12
AT	MMM-17	141557	DIGITAL HiTESTER	HIOKI E.E. CORPORATION	3805	70900530	01/16/2022	12
AT	MPM-18	141814	Power Meter	Raditec (Formerly DARE!! Instruments)	RPR3006W	14I00048SNO082	11/01/2021	12
AT	MPM-19	141815	Power Meter	Raditec (Formerly DARE!! Instruments)	RPR3006W	14I00048SNO083	11/01/2021	12
AT	MAT-90	141223	Attenuator	Weinschel Associates	WA56-10	56100306	05/14/2021	12
AT	MAT-91	141420	Attenuator	Weinschel Associates	WA56-10	56100307	05/14/2021	12
AT	COTS-MPM	141176	measurement software	Other	All	-	-	-
AT	MTA-68	184335	SMA Terminator Plug(50 Ohms)	Amphenol	132360	-	-	-
AT	MTA-69	184336	SMA Terminator Plug(50 Ohms)	Amphenol	132360	-	-	-
AT	MSA-13	141900	Spectrum Analyzer	Keysight Technologies Inc	E4440A	MY46185823	09/30/2021	12
AT	MAT-26	141244	Attenuator(10dB)	Weinschel - API Technologies Corp	WA8-10-34	A198	02/24/2021	12
AT	MRENT-130	141855	Spectrum Analyzer	Keysight Technologies Inc	E4440A	MY46187750	11/28/2021	12

Test Equipment (2/2)

Test Item	Local ID	LIMS ID	Description	Manufacturer	Model	Serial	Last Calibration Date	Cal Int
RE	MAEC-02-SVSWR	142006	AC2_Semi Anechoic Chamber(SVSWR)	TDK	Semi Anechoic Chamber 3m	DA-06902	04/09/2021	24
RE	MHA-06	141512	Horn Antenna 1-18GHz	Schwarzbeck Mess-Elektronik OHG	BBHA9120D	254	10/21/2021	12
RE	MCC-218	141394	Microwave Cable	Junkosha	MWX221	1607S141(1 m) / 1608S264(5 m)	09/30/2021	12
RE	MPA-10	141579	Pre Amplifier	Keysight Technologies Inc	8449B	3008A02142	02/18/2021	12
RE	MSA-04	141885	Spectrum Analyzer	Keysight Technologies Inc	E4448A	US44300523	11/10/2021	12
RE	MCC-176	141279	Microwave Cable	Junkosha	MMX221-00500DMSDMS	1502S303	03/01/2021	12
RE	MHF-16	141406	High Pass Filter 7-20GHz	TOKIMEC	TF37NCCA	7001	09/30/2021	12
RE	MHA-17	141506	Horn Antenna 15-40GHz	Schwarzbeck Mess-Elektronik OHG	BBHA9170	BBHA9170307	07/20/2021	12
RE	MHA-08	142028	Horn Antenna	Baumer	HO22R	10766-02	10/15/2021	12
RE	MPA-03	141577	Microwave System Power Amplifier	Keysight Technologies Inc	83050A	MY39500610	10/28/2021	12
RE	KHA-07	144942	Horn Antenna	ETS-Lindgren (Cedar Park, Texas)	3160-10	00047525	05/20/2021	12
RE	MCC-220	151897	Microwave Cable	Huber+Suhner	SF101EA/11PC24/11PC24/2.5M	SN MY1726/1EA	04/12/2021	12
RE	MTR-08	141949	Test Receiver	Rohde & Schwarz	ESCI	100767	08/05/2021	12
RE	MAEC-02	142004	AC2_Semi Anechoic Chamber(NSA)	TDK	Semi Anechoic Chamber 3m	DA-06902	05/26/2020	24
RE	MOS-41	192300	Thermo-Hygrometer	CUSTOM. Inc	CTH-201	0013	12/19/2021	12
RE	MMM-01	141542	Digital Tester	Fluke Corporation	FLUKE 26-3	78030611	08/10/2021	12
RE	MJM-27	142228	Measure	KOMELON	KMC-36	-	-	-
RE	MAT-07	141203	Attenuator(6dB)	Weinschel Corp	2	BK7970	11/09/2021	12
RE	MBA-08	141427	Biconical Antenna	Schwarzbeck Mess-Elektronik OHG	VHA9103B+BBA9106	08031	07/10/2021	12
RE	MCC-12	141317	Coaxial Cable	UL Japan, Inc.	-	-	09/06/2021	12
RE	MLA-21	141265	Logperiodic Antenna(200-1000MHz)	Schwarzbeck Mess-Elektronik OHG	VUSLP9111B	9111B-190	07/10/2021	12
RE	MPA-24	141594	Pre Amplifier	Keysight Technologies Inc	8447D	2944A10150	02/18/2021	12
RE	COTS-MEMI-02	178648	EMI measurement program	TSJ (Techno Science Japan)	TEPTO-DV	-	-	-
RE	MHF-25	141232	High Pass Filter 3.5-18.0GHz	UL Japan	HPF SELECTOR	001	09/30/2021	12
RE	MCC-54	141325	Microwave Cable	Suhner	SUCOFLEX101	2873(1m) / 2876(5m)	03/02/2021	12

*Hyphens for Last Calibration Date and Cal Int (month) are instruments that Calibration is not required (e.g. software), or instruments checked in advance before use.

The expiration date of the calibration is the end of the expired month.

As for some calibrations performed after the tested dates, those test equipment have been controlled by means of an unbroken chains of calibrations.

All equipment is calibrated with valid calibrations. Each measurement data is traceable to the national or international standards.

Test item:

CE: Conducted Emission

RE: Radiated Emission

AT: Antenna Terminal Conducted