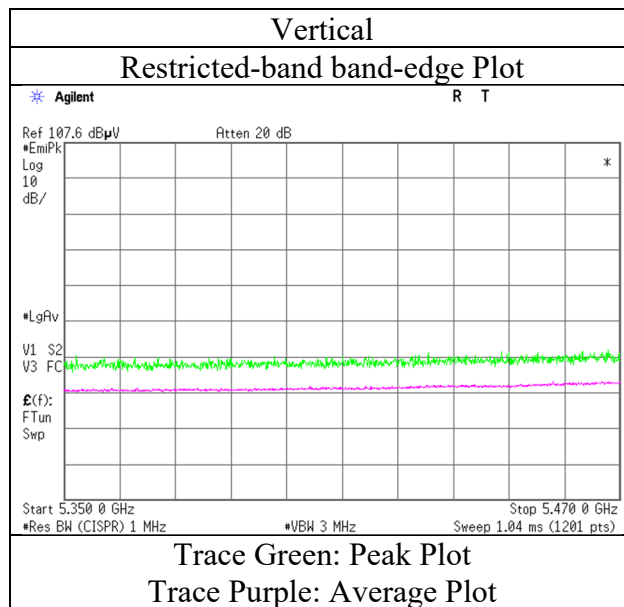
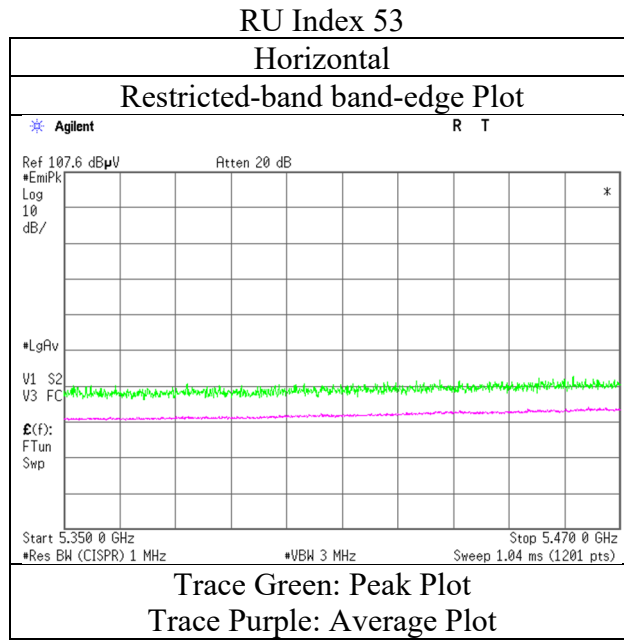


Radiated Spurious Emission

Test place Ise EMC Lab.
Semi Anechoic Chamber No.2
Date January 30, 2022
Temperature / Humidity 24 deg. C / 44 % RH
Engineer Junya Okuno
 (1 GHz - 10 GHz)
Mode Tx 11ax-40 5510 MHz (106-tone RU)



* The measurement was conducted for a sufficiently long enough time to detect any possible spurious emissions. Final result of restricted band edge was shown in tabular data.

Radiated Spurious Emission

Test place	Ise EMC Lab.
Semi Anechoic Chamber	No.2
Date	January 30, 2022
Temperature / Humidity	24 deg. C / 44 % RH
Engineer	Junya Okuno
	(1 GHz - 10 GHz)
Mode	Tx 11ax-40 5510 MHz (242-tone RU)

RU Index 61

Polarity	Frequency	Reading (QP / PK)	Reading (AV)	Ant. Factor	Loss	Gain	Duty Factor	Result (QP / PK)	Result (AV)	Limit (QP / PK)	Limit (AV)	Margin (QP / PK)	Margin (AV)	Remark
[Hori/Vert]	[MHz]	[dBuV]	[dBuV]	[dB/m]	[dB]	[dB]	[dB]	[dBuV/m]	[dBuV/m]	[dBuV/m]	[dBuV/m]	[dB]	[dB]	
Hori.	5460.0	52.3	43.5	31.8	5.5	33.5	0.4	56.0	47.6	68.2	53.9	12.2	6.3	*1)
Hori.	5470.0	53.5	-	31.8	5.5	33.5	-	57.3	-	68.2	-	10.9	-	
Vert.	5460.0	51.1	41.5	31.8	5.5	33.5	0.4	54.9	45.6	68.2	53.9	13.3	8.3	*1)
Vert.	5470.0	51.6	-	31.8	5.5	33.5	-	55.3	-	68.2	-	12.9	-	

Result (QP / PK) = Reading + Ant Factor + Loss (Cable+Attenuator+Filter+Distance factor(above 1 GHz)) - Gain(Amplifier)

Result (AV)= Reading + Ant Factor + Loss (Cable+Attenuator+Filter+Distance factor(above 1 GHz)) - Gain(Amplifier) + Duty factor

*Other frequency noises omitted in this report were not seen or had enough margin (more than 20 dB).

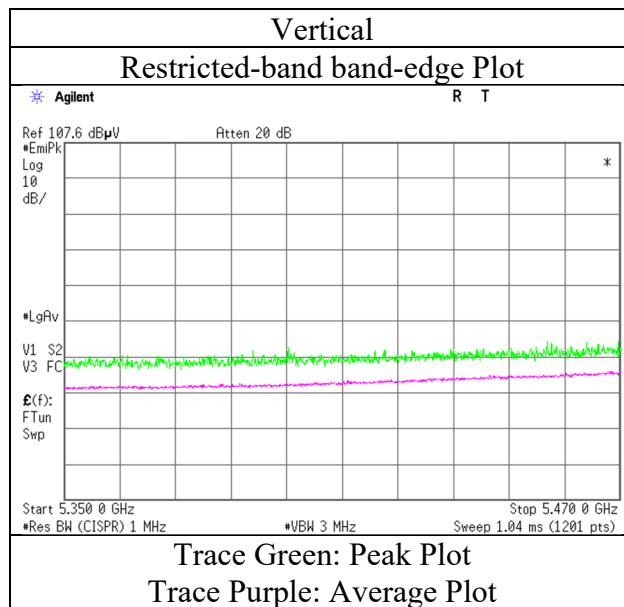
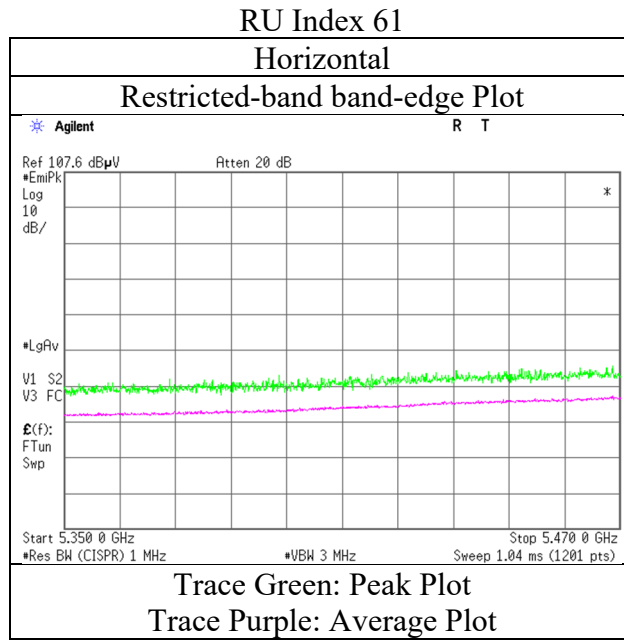
*QP detector was used up to 1GHz.

*1) Not Out of Band emission(Leakage Power)

Distance factor: 1 GHz - 10 GHz $20\log(3.65 \text{ m} / 3.0 \text{ m}) = 1.71 \text{ dB}$

Radiated Spurious Emission

Test place Ise EMC Lab.
Semi Anechoic Chamber No.2
Date January 30, 2022
Temperature / Humidity 24 deg. C / 44 % RH
Engineer Junya Okuno
 (1 GHz - 10 GHz)
Mode Tx 11ax-40 5510 MHz (242-tone RU)



* The measurement was conducted for a sufficiently long enough time to detect any possible spurious emissions. Final result of restricted band edge was shown in tabular data.

Radiated Spurious Emission

Test place	Ise EMC Lab.
Semi Anechoic Chamber	No.2
Date	January 30, 2022
Temperature / Humidity	24 deg. C / 44 % RH
Engineer	Junya Okuno
	(1 GHz - 10 GHz)
Mode	Tx 11ax-40 5510 MHz (484-tone RU)

RU Index 65

Polarity	Frequency	Reading (QP / PK)	Reading (AV)	Ant. Factor	Loss	Gain	Duty Factor	Result (QP / PK)	Result (AV)	Limit (QP / PK)	Limit (AV)	Margin (QP / PK)	Margin (AV)	Remark
[Hori/Vert]	[MHz]	[dBuV]	[dBuV]	[dB/m]	[dB]	[dB]	[dB]	[dBuV/m]	[dBuV/m]	[dBuV/m]	[dBuV/m]	[dB]	[dB]	
Hori.	5460.0	53.3	44.8	31.8	5.5	33.5	0.4	57.1	48.9	68.2	53.9	11.1	5.0	*1)
Hori.	5470.0	54.3	-	31.8	5.5	33.5	-	58.0	-	68.2	-	10.2	-	
Vert.	5460.0	51.8	43.3	31.8	5.5	33.5	0.4	55.6	47.5	68.2	53.9	12.7	6.4	*1)
Vert.	5470.0	52.1	-	31.8	5.5	33.5	-	55.9	-	68.2	-	12.3	-	

Result (QP / PK) = Reading + Ant Factor + Loss (Cable+Attenuator+Filter+Distance factor(above 1 GHz)) - Gain(Amplifier)

Result (AV)= Reading + Ant Factor + Loss (Cable+Attenuator+Filter+Distance factor(above 1 GHz)) - Gain(Amplifier) + Duty factor

*Other frequency noises omitted in this report were not seen or had enough margin (more than 20 dB).

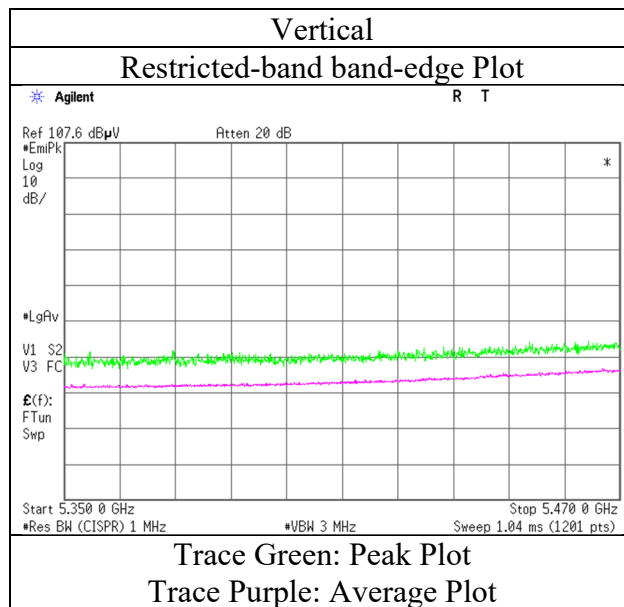
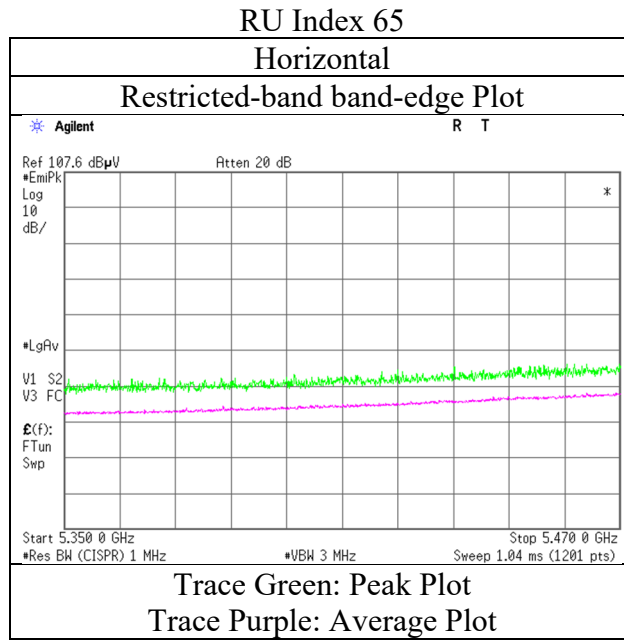
*QP detector was used up to 1GHz.

*1) Not Out of Band emission(Leakage Power)

Distance factor: 1 GHz - 10 GHz $20\log(3.65 \text{ m} / 3.0 \text{ m}) = 1.71 \text{ dB}$

Radiated Spurious Emission

Test place Ise EMC Lab.
Semi Anechoic Chamber No.2
Date January 30, 2022
Temperature / Humidity 24 deg. C / 44 % RH
Engineer Junya Okuno
 (1 GHz - 10 GHz)
Mode Tx 11ax-40 5510 MHz (484-tone RU)



* The measurement was conducted for a sufficiently long enough time to detect any possible spurious emissions. Final result of restricted band edge was shown in tabular data.

Radiated Spurious Emission

Test place	Ise EMC Lab.
Semi Anechoic Chamber	No.2
Date	January 30, 2022
Temperature / Humidity	24 deg. C / 44 % RH
Engineer	Junya Okuno
	(1 GHz - 10 GHz)
Mode	Tx 11ax-40 5670 MHz (26-tone RU)

RU Index 17

Polarity [Hori/Vert]	Frequency [MHz]	Reading (QP / PK) [dBuV]	Reading (AV) [dBuV]	Ant. Factor [dB/m]	Loss [dB]	Gain [dB]	Duty Factor [dB]	Result (QP / PK) [dBuV/m]	Result (AV) [dBuV/m]	Limit (QP / PK) [dBuV/m]	Limit (AV) [dBuV/m]	Margin (QP / PK) [dB]	Margin (AV) [dB]	Remark
Hori.	5725.0	44.3	-	31.9	5.6	33.5	-	48.3	-	68.2	-	19.9	-	
Vert.	5725.0	43.3	-	31.9	5.6	33.5	-	47.3	-	68.2	-	20.9	-	

Result (QP / PK) = Reading + Ant Factor + Loss (Cable+Attenuator+Filter+Distance factor(above 1 GHz)) - Gain(Amplifier)

Result (AV)= Reading + Ant Factor + Loss (Cable+Attenuator+Filter+Distance factor(above 1 GHz)) - Gain(Amplifier) + Duty factor

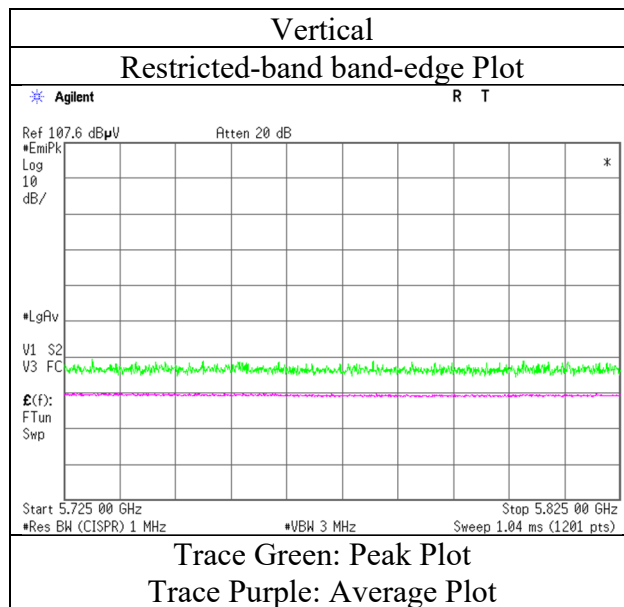
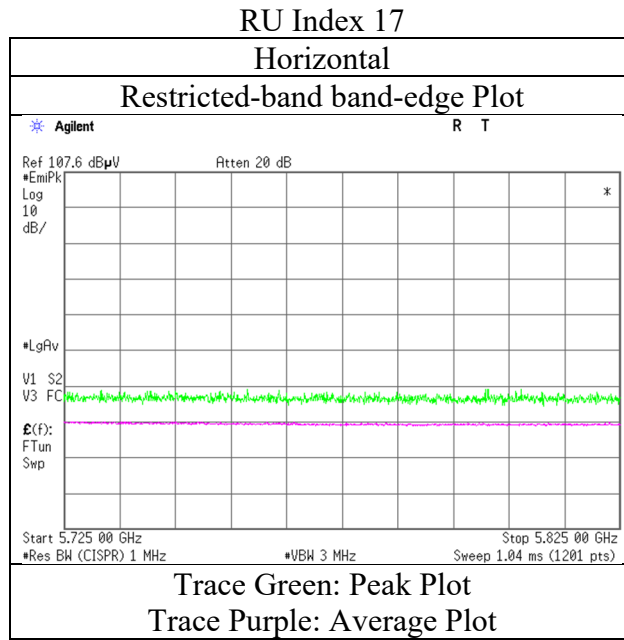
*Other frequency noises omitted in this report were not seen or had enough margin (more than 20 dB).

*QP detector was used up to 1GHz.

Distance factor: 1 GHz - 10 GHz $20\log(3.65\text{ m} / 3.0\text{ m}) = 1.71\text{ dB}$

Radiated Spurious Emission

Test place	Ise EMC Lab.
Semi Anechoic Chamber	No.2
Date	January 30, 2022
Temperature / Humidity	24 deg. C / 44 % RH
Engineer	Junya Okuno (1 GHz - 10 GHz)
Mode	Tx 11ax-40 5670 MHz (26-tone RU)



* The measurement was conducted for a sufficiently long enough time to detect any possible spurious emissions. Final result of restricted band edge was shown in tabular data.

Radiated Spurious Emission

Test place	Ise EMC Lab.
Semi Anechoic Chamber	No.2
Date	January 30, 2022
Temperature / Humidity	24 deg. C / 44 % RH
Engineer	Junya Okuno
	(1 GHz - 10 GHz)
Mode	Tx 11ax-40 5670 MHz (52-tone RU)

RU Index 44

Polarity [Hori/Vert]	Frequency [MHz]	Reading (QP / PK) [dBuV]	Reading (AV) [dBuV]	Ant. Factor [dB/m]	Loss [dB]	Gain [dB]	Duty Factor [dB]	Result (QP / PK) [dBuV/m]	Result (AV) [dBuV/m]	Limit (QP / PK) [dBuV/m]	Limit (AV) [dBuV/m]	Margin (QP / PK) [dB]	Margin (AV) [dB]	Remark
Hori.	5725.0	46.0	-	31.9	5.6	33.5	-	50.0	-	68.2	-	18.2	-	
Vert.	5725.0	45.1	-	31.9	5.6	33.5	-	49.1	-	68.2	-	19.1	-	

Result (QP / PK) = Reading + Ant Factor + Loss (Cable+Attenuator+Filter+Distance factor(above 1 GHz)) - Gain(Amplifier)

Result (AV)= Reading + Ant Factor + Loss (Cable+Attenuator+Filter+Distance factor(above 1 GHz)) - Gain(Amplifier) + Duty factor

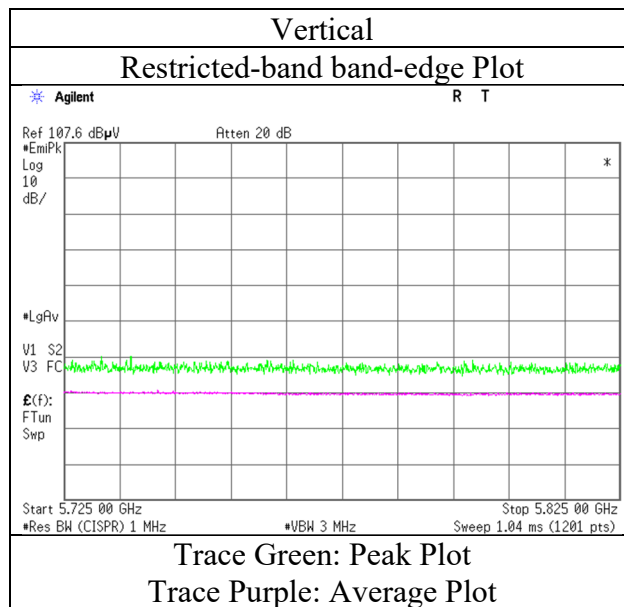
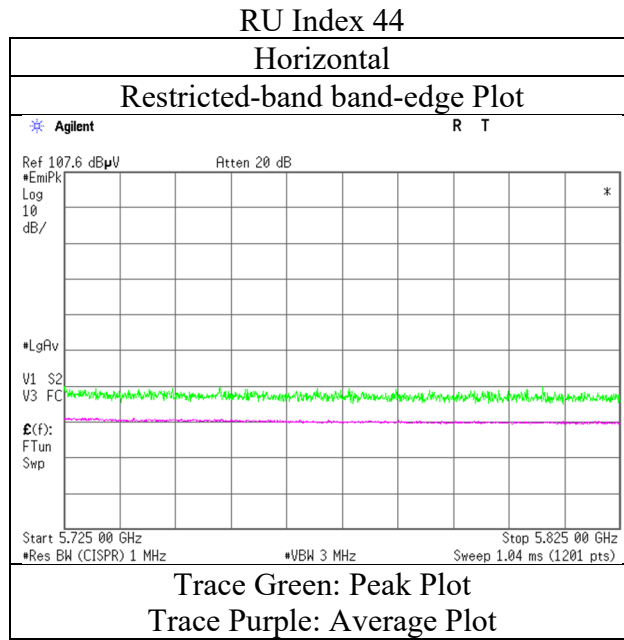
*Other frequency noises omitted in this report were not seen or had enough margin (more than 20 dB).

*QP detector was used up to 1GHz.

Distance factor: 1 GHz - 10 GHz $20\log(3.65\text{ m} / 3.0\text{ m}) = 1.71\text{ dB}$

Radiated Spurious Emission

Test place Ise EMC Lab.
Semi Anechoic Chamber No.2
Date January 30, 2022
Temperature / Humidity 24 deg. C / 44 % RH
Engineer Junya Okuno
 (1 GHz - 10 GHz)
Mode Tx 11ax-40 5670 MHz (52-tone RU)



* The measurement was conducted for a sufficiently long enough time to detect any possible spurious emissions. Final result of restricted band edge was shown in tabular data.

Radiated Spurious Emission

Test place Ise EMC Lab.
Semi Anechoic Chamber No.2
Date January 30, 2022
Temperature / Humidity 24 deg. C / 44 % RH
Engineer Junya Okuno
 (1 GHz - 10 GHz)
Mode Tx 11ax-40 5670 MHz (106-tone RU)

RU Index 56

Polarity [Hori/Vert]	Frequency [MHz]	Reading (QP / PK) [dBuV]	Reading (AV) [dBuV]	Ant. Factor [dB/m]	Loss [dB]	Gain [dB]	Duty Factor [dB]	Result (QP / PK) [dBuV/m]	Result (AV) [dBuV/m]	Limit (QP / PK) [dBuV/m]	Limit (AV) [dBuV/m]	Margin (QP / PK) [dB]	Margin (AV) [dB]	Remark
Hori.	5725.0	47.0	-	31.9	5.6	33.5	-	51.0	-	68.2	-	17.2	-	
Vert.	5725.0	46.1	-	31.9	5.6	33.5	-	50.1	-	68.2	-	18.1	-	

Result (QP / PK) = Reading + Ant Factor + Loss (Cable+Attenuator+Filter+Distance factor(above 1 GHz)) - Gain(Amplifier)

Result (AV) = Reading + Ant Factor + Loss (Cable+Attenuator+Filter+Distance factor(above 1 GHz)) - Gain(Amplifier) + Duty factor

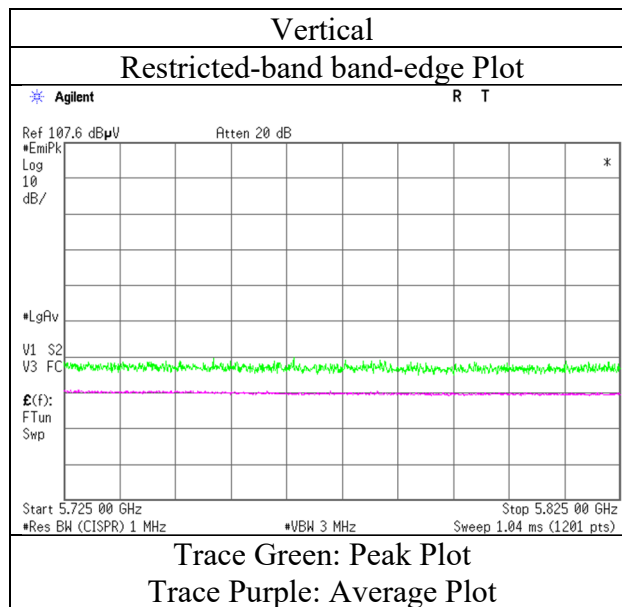
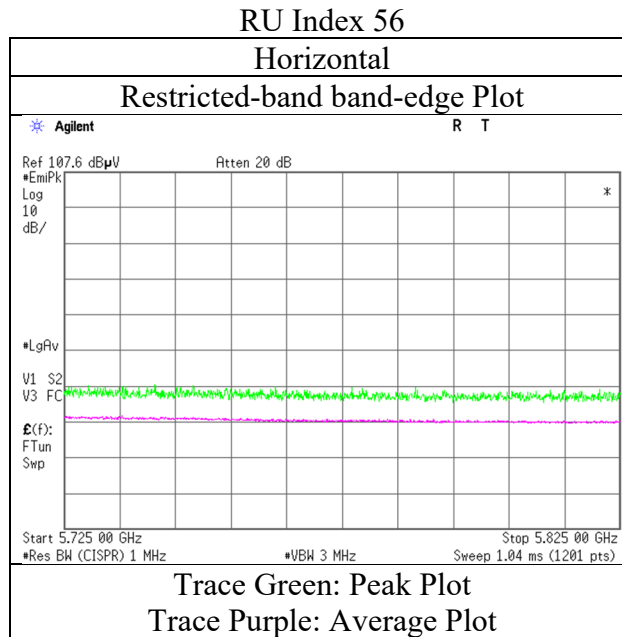
*Other frequency noises omitted in this report were not seen or had enough margin (more than 20 dB).

*QP detector was used up to 1GHz.

Distance factor: 1 GHz - 10 GHz 20log(3.65 m / 3.0 m) = 1.71 dB

Radiated Spurious Emission

Test place	Ise EMC Lab.
Semi Anechoic Chamber	No.2
Date	January 30, 2022
Temperature / Humidity	24 deg. C / 44 % RH
Engineer	Junya Okuno (1 GHz - 10 GHz)
Mode	Tx 11ax-40 5670 MHz (106-tone RU)



* The measurement was conducted for a sufficiently long enough time to detect any possible spurious emissions. Final result of restricted band edge was shown in tabular data.

Radiated Spurious Emission

Test place	Ise EMC Lab.
Semi Anechoic Chamber	No.2
Date	January 30, 2022
Temperature / Humidity	24 deg. C / 44 % RH
Engineer	Junya Okuno
	(1 GHz - 10 GHz)
Mode	Tx 11ax-40 5670 MHz (242-tone RU)

RU Index 62

Polarity [Hori/Vert]	Frequency [MHz]	Reading (QP / PK) [dBuV]	Reading (AV) [dBuV]	Ant. Factor [dB/m]	Loss [dB]	Gain [dB]	Duty Factor [dB]	Result (QP / PK) [dBuV/m]	Result (AV) [dBuV/m]	Limit (QP / PK) [dBuV/m]	Limit (AV) [dBuV/m]	Margin (QP / PK) [dB]	Margin (AV) [dB]	Remark
Hori.	5725.0	48.9	-	31.9	5.6	33.5	-	52.9	-	68.2	-	15.3	-	
Vert.	5725.0	48.1	-	31.9	5.6	33.5	-	52.1	-	68.2	-	16.1	-	

Result (QP / PK) = Reading + Ant Factor + Loss (Cable+Attenuator+Filter+Distance factor(above 1 GHz)) - Gain(Amplifier)

Result (AV)= Reading + Ant Factor + Loss (Cable+Attenuator+Filter+Distance factor(above 1 GHz)) - Gain(Amplifier) + Duty factor

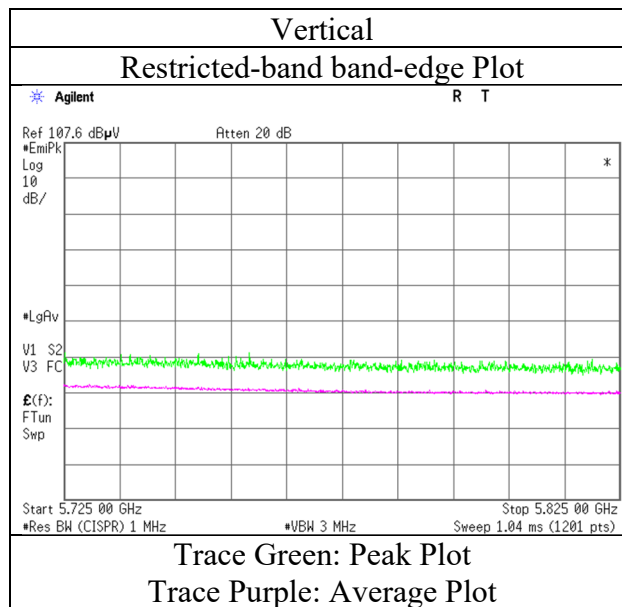
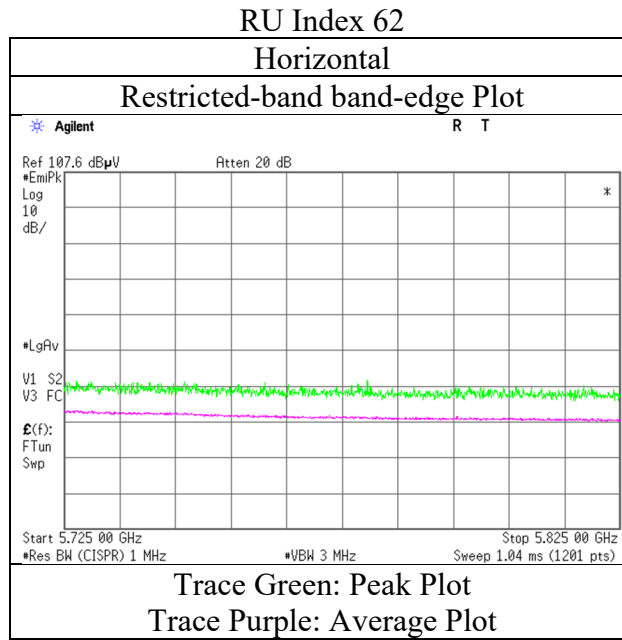
*Other frequency noises omitted in this report were not seen or had enough margin (more than 20 dB).

*QP detector was used up to 1GHz.

Distance factor: 1 GHz - 10 GHz $20\log(3.65\text{ m} / 3.0\text{ m}) = 1.71\text{ dB}$

Radiated Spurious Emission

Test place	Ise EMC Lab.
Semi Anechoic Chamber	No.2
Date	January 30, 2022
Temperature / Humidity	24 deg. C / 44 % RH
Engineer	Junya Okuno (1 GHz - 10 GHz)
Mode	Tx 11ax-40 5670 MHz (242-tone RU)



* The measurement was conducted for a sufficiently long enough time to detect any possible spurious emissions. Final result of restricted band edge was shown in tabular data.

Radiated Spurious Emission

Test place	Ise EMC Lab.
Semi Anechoic Chamber	No.2
Date	January 30, 2022
Temperature / Humidity	24 deg. C / 44 % RH
Engineer	Junya Okuno
	(1 GHz - 10 GHz)
Mode	Tx 11ax-40 5670 MHz (484-tone RU)

RU Index 65

Polarity [Hori/Vert]	Frequency [MHz]	Reading (QP / PK) [dBuV]	Reading (AV) [dBuV]	Ant. Factor [dB/m]	Loss [dB]	Gain [dB]	Duty Factor [dB]	Result (QP / PK) [dBuV/m]	Result (AV) [dBuV/m]	Limit (QP / PK) [dBuV/m]	Limit (AV) [dBuV/m]	Margin (QP / PK) [dB]	Margin (AV) [dB]	Remark
Hori.	5725.0	49.2	-	31.9	5.6	33.5	-	53.2	-	68.2	-	15.0	-	
Vert.	5725.0	48.6	-	31.9	5.6	33.5	-	52.6	-	68.2	-	15.6	-	

Result (QP / PK) = Reading + Ant Factor + Loss (Cable+Attenuator+Filter+Distance factor(above 1 GHz)) - Gain(Amplifier)

Result (AV)= Reading + Ant Factor + Loss (Cable+Attenuator+Filter+Distance factor(above 1 GHz)) - Gain(Amplifier) + Duty factor

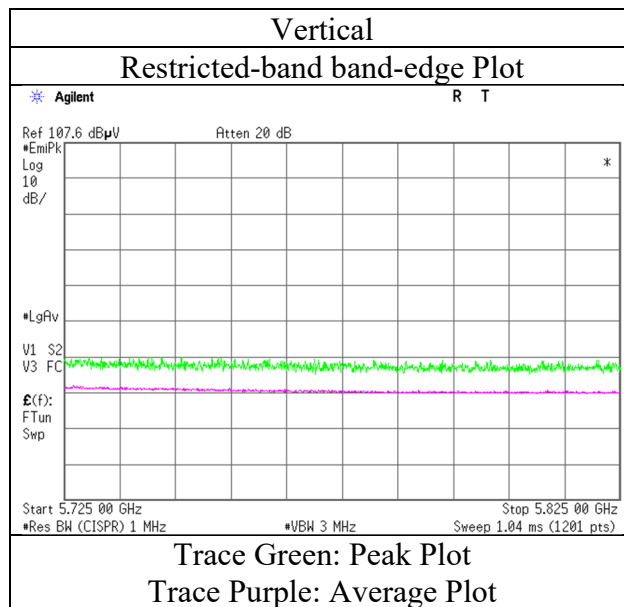
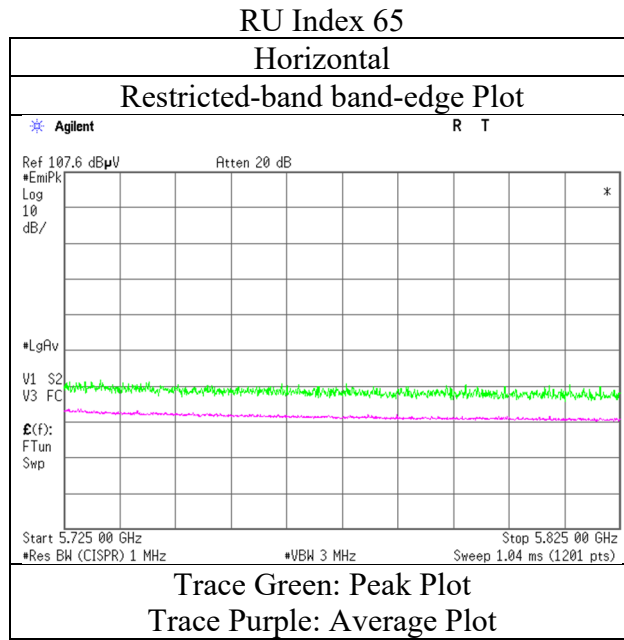
*Other frequency noises omitted in this report were not seen or had enough margin (more than 20 dB).

*QP detector was used up to 1GHz.

Distance factor: 1 GHz - 10 GHz $20\log(3.65\text{ m} / 3.0\text{ m}) = 1.71\text{ dB}$

Radiated Spurious Emission

Test place	Ise EMC Lab.
Semi Anechoic Chamber	No.2
Date	January 30, 2022
Temperature / Humidity	24 deg. C / 44 % RH
Engineer	Junya Okuno (1 GHz - 10 GHz)
Mode	Tx 11ax-40 5670 MHz (484-tone RU)



* The measurement was conducted for a sufficiently long enough time to detect any possible spurious emissions. Final result of restricted band edge was shown in tabular data.

Radiated Spurious Emission

Test place	Ise EMC Lab.
Semi Anechoic Chamber	No.2
Date	January 31, 2022
Temperature / Humidity	23 deg. C / 46 % RH
Engineer	Yuichiro Yamazaki (1 GHz - 10 GHz)
Mode	Tx 11ax-40 5755 MHz (26-tone RU)

RU Index 0

Polarity [Hori/Vert]	Frequency [MHz]	Reading (QP / PK) [dBuV]	Reading (AV) [dBuV]	Ant. Factor [dB/m]	Loss [dB]	Gain [dB]	Duty Factor [dB]	Result (QP / PK) [dBuV/m]	Result (AV) [dBuV/m]	Limit (QP / PK) [dBuV/m]	Limit (AV) [dBuV/m]	Margin (QP / PK) [dB]	Margin (AV) [dB]	Remark
Hori.	5650.0	44.3	-	31.8	5.6	33.5	-	48.1	-	68.2	-	20.1	-	
Hori.	5700.0	45.2	-	31.9	5.6	33.5	-	49.2	-	105.2	-	56.0	-	
Hori.	5720.0	45.6	-	31.9	5.6	33.5	-	49.6	-	110.8	-	61.2	-	
Hori.	5725.0	45.3	-	31.9	5.6	33.5	-	49.3	-	122.2	-	72.9	-	
Vert.	5650.0	44.7	-	31.8	5.6	33.5	-	48.6	-	68.2	-	19.7	-	
Vert.	5700.0	44.9	-	31.9	5.6	33.5	-	48.8	-	105.2	-	56.4	-	
Vert.	5720.0	44.9	-	31.9	5.6	33.5	-	48.9	-	110.8	-	61.9	-	
Vert.	5725.0	45.6	-	31.9	5.6	33.5	-	49.6	-	122.2	-	72.7	-	

Result (QP / PK) = Reading + Ant Factor + Loss (Cable+Attenuator+Filter+Distance factor(above 1 GHz)) - Gain(Amplifier)

Result (AV)= Reading + Ant Factor + Loss (Cable+Attenuator+Filter+Distance factor(above 1 GHz)) - Gain(Amplifier) + Duty factor

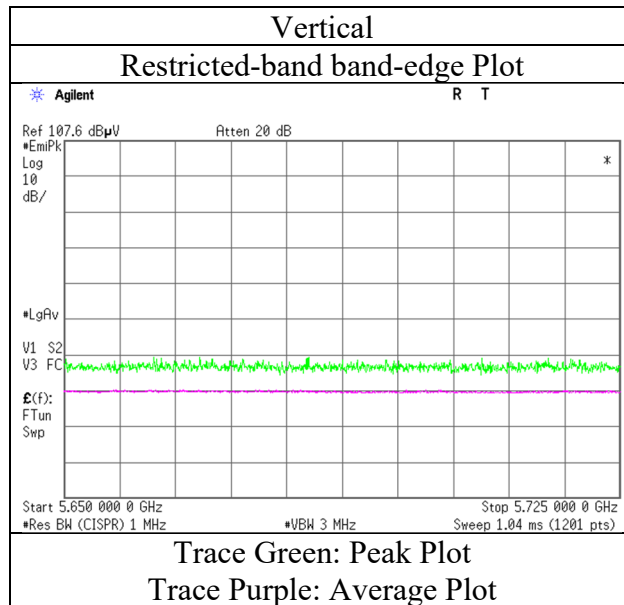
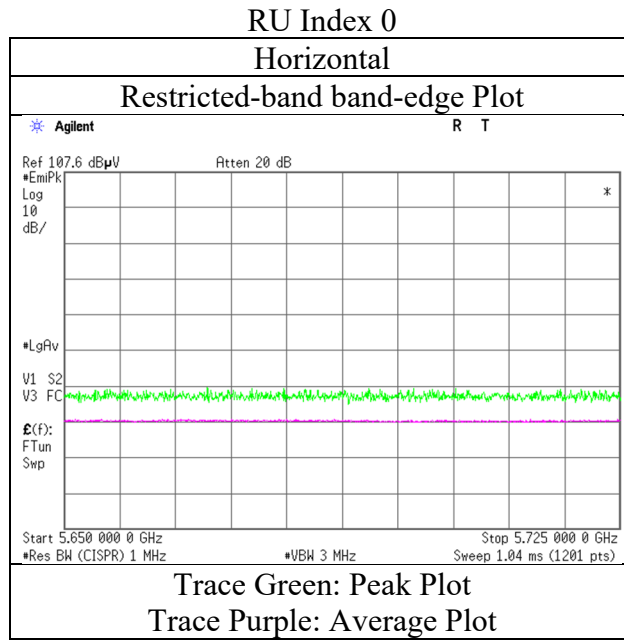
*Other frequency noises omitted in this report were not seen or had enough margin (more than 20 dB).

*QP detector was used up to 1GHz.

Distance factor: 1 GHz - 10 GHz $20\log(3.65 \text{ m} / 3.0 \text{ m}) = 1.71 \text{ dB}$

Radiated Spurious Emission

Test place	Ise EMC Lab.
Semi Anechoic Chamber	No.2
Date	January 31, 2022
Temperature / Humidity	23 deg. C / 46 % RH
Engineer	Yuichiro Yamazaki (1 GHz - 10 GHz)
Mode	Tx 11ax-40 5755 MHz (26-tone RU)



* The measurement was conducted for a sufficiently long enough time to detect any possible spurious emissions. Final result of restricted band edge was shown in tabular data.

Radiated Spurious Emission

Test place	Ise EMC Lab.
Semi Anechoic Chamber	No.2
Date	January 31, 2022
Temperature / Humidity	23 deg. C / 46 % RH
Engineer	Yuichiro Yamazaki (1 GHz - 10 GHz)
Mode	Tx 11ax-40 5755 MHz (52-tone RU)

RU Index 37

Polarity [Hori/Vert]	Frequency [MHz]	Reading (QP / PK) [dBuV]	Reading (AV) [dBuV]	Ant. Factor [dB/m]	Loss [dB]	Gain [dB]	Duty Factor [dB]	Result (QP / PK) [dBuV/m]	Result (AV) [dBuV/m]	Limit (QP / PK) [dBuV/m]	Limit (AV) [dBuV/m]	Margin (QP / PK) [dB]	Margin (AV) [dB]	Remark
Hori.	5650.0	45.8	-	31.8	5.6	33.5	-	49.6	-	68.2	-	18.6	-	
Hori.	5700.0	46.7	-	31.9	5.6	33.5	-	50.7	-	105.2	-	54.6	-	
Hori.	5720.0	46.7	-	31.9	5.6	33.5	-	50.7	-	110.8	-	60.1	-	
Hori.	5725.0	47.4	-	31.9	5.6	33.5	-	51.4	-	122.2	-	70.8	-	
Vert.	5650.0	45.5	-	31.8	5.6	33.5	-	49.4	-	68.2	-	18.8	-	
Vert.	5700.0	46.0	-	31.9	5.6	33.5	-	49.9	-	105.2	-	55.3	-	
Vert.	5720.0	46.2	-	31.9	5.6	33.5	-	50.1	-	110.8	-	60.7	-	
Vert.	5725.0	46.8	-	31.9	5.6	33.5	-	50.8	-	122.2	-	71.4	-	

Result (QP / PK) = Reading + Ant Factor + Loss (Cable+Attenuator+Filter+Distance factor(above 1 GHz)) - Gain(Amplifier)

Result (AV)= Reading + Ant Factor + Loss (Cable+Attenuator+Filter+Distance factor(above 1 GHz)) - Gain(Amplifier) + Duty factor

*Other frequency noises omitted in this report were not seen or had enough margin (more than 20 dB).

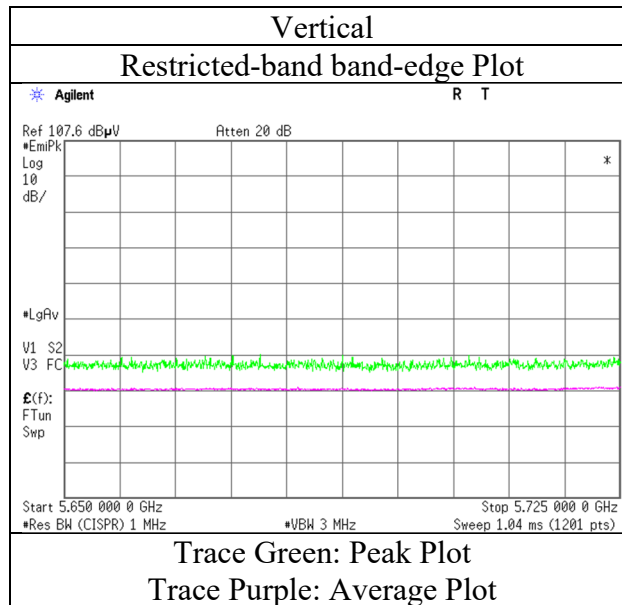
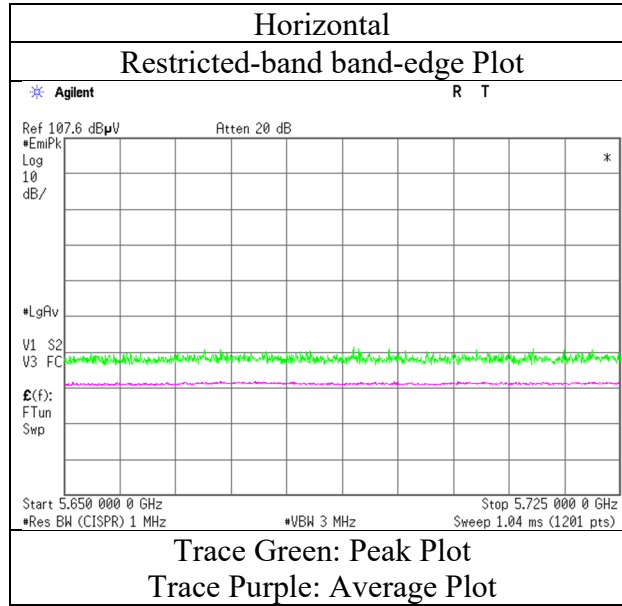
*QP detector was used up to 1GHz.

Distance factor: 1 GHz - 10 GHz $20\log(3.65\text{ m} / 3.0\text{ m}) = 1.71\text{ dB}$

Radiated Spurious Emission

Test place	Ise EMC Lab.
Semi Anechoic Chamber	No.2
Date	January 31, 2022
Temperature / Humidity	23 deg. C / 46 % RH
Engineer	Yuichiro Yamazaki (1 GHz - 10 GHz)
Mode	Tx 11ax-40 5755 MHz (52-tone RU)

RU Index 37



* The measurement was conducted for a sufficiently long enough time to detect any possible spurious emissions. Final result of restricted band edge was shown in tabular data.

Radiated Spurious Emission

Test place	Ise EMC Lab.
Semi Anechoic Chamber	No.2
Date	January 31, 2022
Temperature / Humidity	23 deg. C / 46 % RH
Engineer	Yuichiro Yamazaki (1 GHz - 10 GHz)
Mode	Tx 11ax-40 5755 MHz (106-tone RU)

RU Index 53

Polarity [Hori/Vert]	Frequency [MHz]	Reading (QP / PK) [dBuV]	Reading (AV) [dBuV]	Ant. Factor [dB/m]	Loss [dB]	Gain [dB]	Duty Factor [dB]	Result (QP / PK) [dBuV/m]	Result (AV) [dBuV/m]	Limit (QP / PK) [dBuV/m]	Limit (AV) [dBuV/m]	Margin (QP / PK) [dB]	Margin (AV) [dB]	Remark
Hori.	5650.0	48.4	-	31.8	5.6	33.5	-	52.2	-	68.2	-	16.0	-	
Hori.	5700.0	49.0	-	31.9	5.6	33.5	-	52.9	-	105.2	-	52.3	-	
Hori.	5720.0	49.9	-	31.9	5.6	33.5	-	53.8	-	110.8	-	57.0	-	
Hori.	5725.0	51.2	-	31.9	5.6	33.5	-	55.2	-	122.2	-	67.0	-	
Vert.	5650.0	47.4	-	31.8	5.6	33.5	-	51.2	-	68.2	-	17.0	-	
Vert.	5700.0	47.8	-	31.9	5.6	33.5	-	51.7	-	105.2	-	53.5	-	
Vert.	5720.0	48.8	-	31.9	5.6	33.5	-	52.8	-	110.8	-	58.0	-	
Vert.	5725.0	49.2	-	31.9	5.6	33.5	-	53.2	-	122.2	-	69.0	-	

Result (QP / PK) = Reading + Ant Factor + Loss (Cable+Attenuator+Filter+Distance factor(above 1 GHz)) - Gain(Amplifier)

Result (AV)= Reading + Ant Factor + Loss (Cable+Attenuator+Filter+Distance factor(above 1 GHz)) - Gain(Amplifier) + Duty factor

*Other frequency noises omitted in this report were not seen or had enough margin (more than 20 dB).

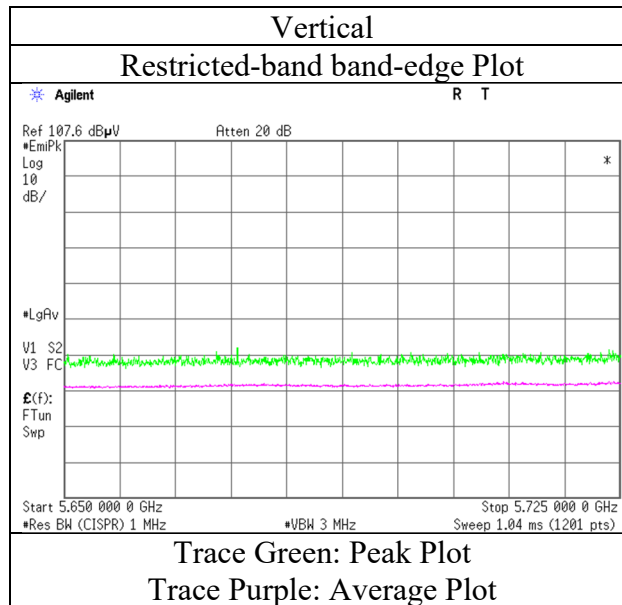
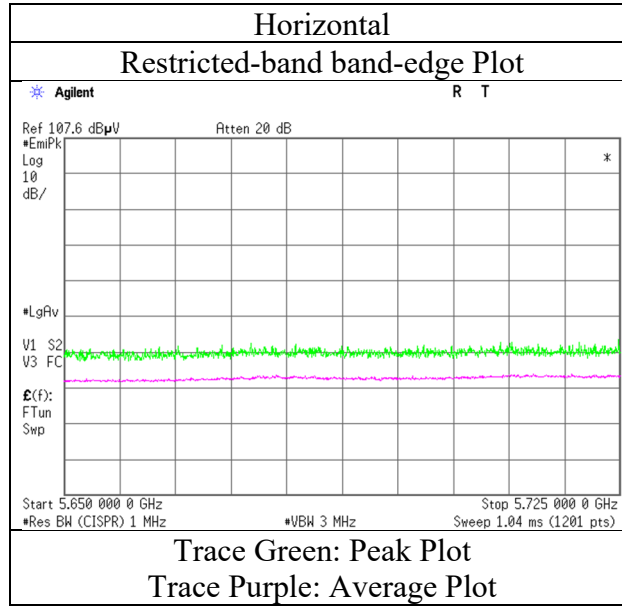
*QP detector was used up to 1GHz.

Distance factor: 1 GHz - 10 GHz $20\log(3.65\text{ m} / 3.0\text{ m}) = 1.71\text{ dB}$

Radiated Spurious Emission

Test place	Ise EMC Lab.
Semi Anechoic Chamber	No.2
Date	January 31, 2022
Temperature / Humidity	23 deg. C / 46 % RH
Engineer	Yuichiro Yamazaki (1 GHz - 10 GHz)
Mode	Tx 11ax-40 5755 MHz (106-tone RU)

RU Index 53



* The measurement was conducted for a sufficiently long enough time to detect any possible spurious emissions. Final result of restricted band edge was shown in tabular data.

Radiated Spurious Emission

Test place	Ise EMC Lab.
Semi Anechoic Chamber	No.2
Date	January 31, 2022
Temperature / Humidity	23 deg. C / 46 % RH
Engineer	Yuichiro Yamazaki (1 GHz - 10 GHz)
Mode	Tx 11ax-40 5755 MHz (242-tone RU)

RU Index 61

Polarity [Hori/Vert]	Frequency [MHz]	Reading (QP / PK) [dBuV]	Reading (AV) [dBuV]	Ant. Factor [dB/m]	Loss [dB]	Gain [dB]	Duty Factor [dB]	Result (QP / PK) [dBuV/m]	Result (AV) [dBuV/m]	Limit (QP / PK) [dBuV/m]	Limit (AV) [dBuV/m]	Margin (QP / PK) [dB]	Margin (AV) [dB]	Remark
Hori.	5650.0	50.4	-	31.8	5.6	33.5	-	54.2	-	68.2	-	14.0	-	
Hori.	5700.0	51.8	-	31.9	5.6	33.5	-	55.7	-	105.2	-	49.5	-	
Hori.	5720.0	57.4	-	31.9	5.6	33.5	-	61.4	-	110.8	-	49.4	-	
Hori.	5725.0	59.8	-	31.9	5.6	33.5	-	63.8	-	122.2	-	58.4	-	
Vert.	5650.0	48.4	-	31.8	5.6	33.5	-	52.3	-	68.2	-	15.9	-	
Vert.	5700.0	49.4	-	31.9	5.6	33.5	-	53.3	-	105.2	-	51.9	-	
Vert.	5720.0	55.3	-	31.9	5.6	33.5	-	59.3	-	110.8	-	51.5	-	
Vert.	5725.0	57.6	-	31.9	5.6	33.5	-	61.6	-	122.2	-	60.6	-	

Result (QP / PK) = Reading + Ant Factor + Loss (Cable+Attenuator+Filter+Distance factor(above 1 GHz)) - Gain(Amplifier)

Result (AV)= Reading + Ant Factor + Loss (Cable+Attenuator+Filter+Distance factor(above 1 GHz)) - Gain(Amplifier) + Duty factor

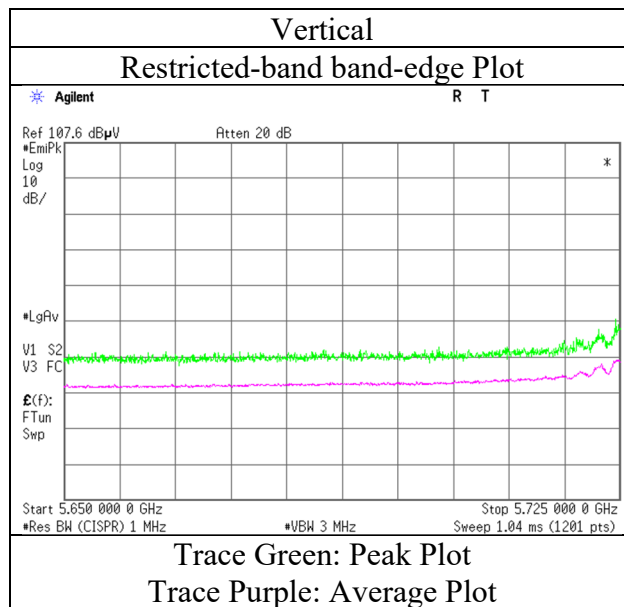
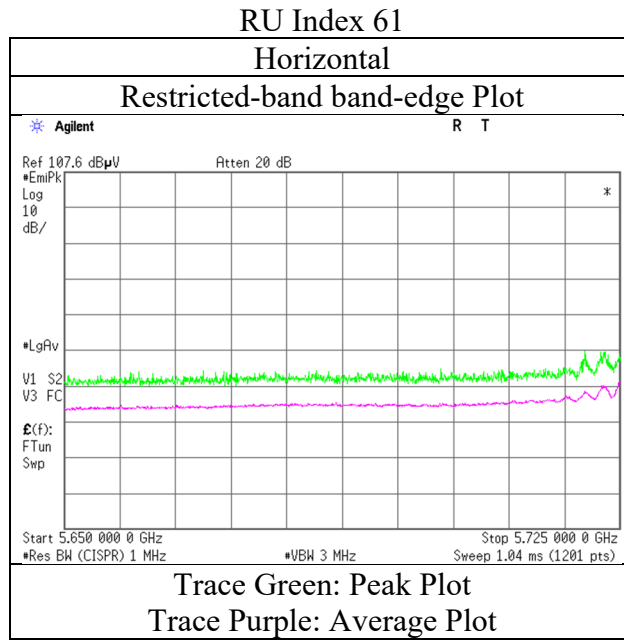
*Other frequency noises omitted in this report were not seen or had enough margin (more than 20 dB).

*QP detector was used up to 1GHz.

Distance factor: 1 GHz - 10 GHz $20\log(3.65\text{ m} / 3.0\text{ m}) = 1.71\text{ dB}$

Radiated Spurious Emission

Test place	Ise EMC Lab.
Semi Anechoic Chamber	No.2
Date	January 31, 2022
Temperature / Humidity	23 deg. C / 46 % RH
Engineer	Yuichiro Yamazaki (1 GHz - 10 GHz)
Mode	Tx 11ax-40 5755 MHz (242-tone RU)



* The measurement was conducted for a sufficiently long enough time to detect any possible spurious emissions. Final result of restricted band edge was shown in tabular data.

Radiated Spurious Emission

Test place	Ise EMC Lab.
Semi Anechoic Chamber	No.2
Date	January 31, 2022
Temperature / Humidity	23 deg. C / 46 % RH
Engineer	Yuichiro Yamazaki (1 GHz - 10 GHz)
Mode	Tx 11ax-40 5755 MHz (484-tone RU)

RU Index 65

Polarity	Frequency	Reading (QP / PK)	Reading (AV)	Ant. Factor	Loss	Gain	Duty Factor	Result (QP / PK)	Result (AV)	Limit (QP / PK)	Limit (AV)	Margin (QP / PK)	Margin (AV)	Remark
[Hori/Vert]	[MHz]	[dBuV]	[dBuV]	[dB/m]	[dB]	[dB]	[dB]	[dBuV/m]	[dBuV/m]	[dBuV/m]	[dBuV/m]	[dB]	[dB]	
Hori.	5650.0	50.9	-	31.8	5.6	33.5	-	54.7	-	68.2	-	13.5	-	
Hori.	5700.0	51.9	-	31.9	5.6	33.5	-	55.9	-	105.2	-	49.3	-	
Hori.	5720.0	59.4	-	31.9	5.6	33.5	-	63.4	-	110.8	-	47.4	-	
Hori.	5725.0	61.6	-	31.9	5.6	33.5	-	65.6	-	122.2	-	56.6	-	
Vert.	5650.0	48.8	-	31.8	5.6	33.5	-	52.7	-	68.2	-	15.5	-	
Vert.	5700.0	49.6	-	31.9	5.6	33.5	-	53.6	-	105.2	-	51.7	-	
Vert.	5720.0	55.8	-	31.9	5.6	33.5	-	59.8	-	110.8	-	51.0	-	
Vert.	5725.0	59.3	-	31.9	5.6	33.5	-	63.3	-	122.2	-	58.9	-	

Result (QP / PK) = Reading + Ant Factor + Loss (Cable+Attenuator+Filter+Distance factor(above 1 GHz)) - Gain(Amplifier)

Result (AV)= Reading + Ant Factor + Loss (Cable+Attenuator+Filter+Distance factor(above 1 GHz)) - Gain(Amplifier) + Duty factor

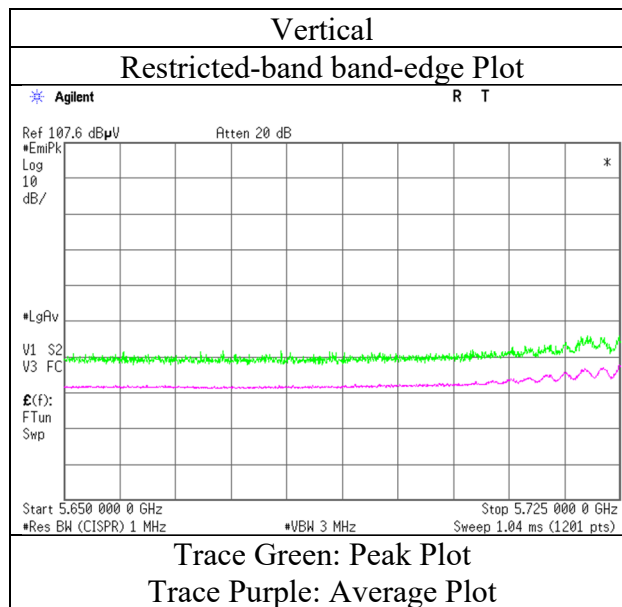
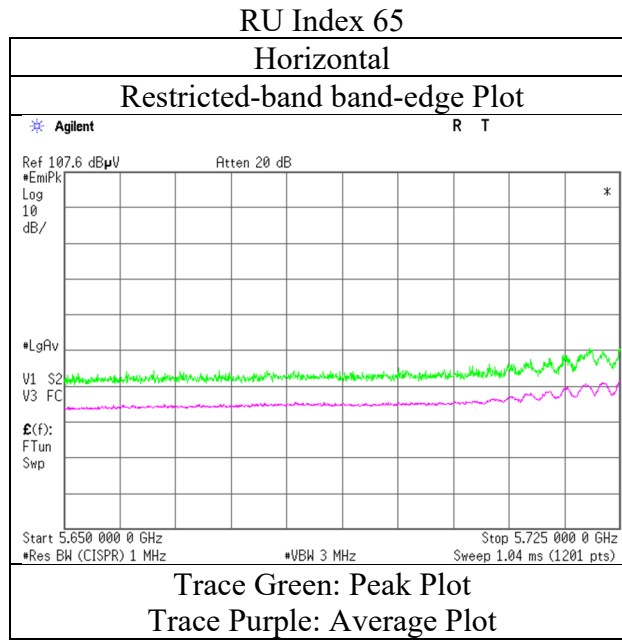
*Other frequency noises omitted in this report were not seen or had enough margin (more than 20 dB).

*QP detector was used up to 1GHz.

Distance factor: 1 GHz - 10 GHz $20\log(3.65\text{ m} / 3.0\text{ m}) = 1.71\text{ dB}$

Radiated Spurious Emission

Test place	Ise EMC Lab.
Semi Anechoic Chamber	No.2
Date	January 31, 2022
Temperature / Humidity	23 deg. C / 46 % RH
Engineer	Yuichiro Yamazaki (1 GHz - 10 GHz)
Mode	Tx 11ax-40 5755 MHz (484-tone RU)



* The measurement was conducted for a sufficiently long enough time to detect any possible spurious emissions. Final result of restricted band edge was shown in tabular data.

Radiated Spurious Emission

Test place	Ise EMC Lab.
Semi Anechoic Chamber	No.2
Date	January 31, 2022
Temperature / Humidity	23 deg. C / 46 % RH
Engineer	Yuichiro Yamazaki (1 GHz - 10 GHz)
Mode	Tx 11ax-40 5795 MHz (26-tone RU)

RU Index 17

Polarity [Hori/Vert]	Frequency [MHz]	Reading (QP / PK) [dBuV]	Reading (AV) [dBuV]	Ant. Factor [dB/m]	Loss [dB]	Gain [dB]	Duty Factor [dB]	Result (QP / PK) [dBuV/m]	Result (AV) [dBuV/m]	Limit (QP / PK) [dBuV/m]	Limit (AV) [dBuV/m]	Margin (QP / PK) [dB]	Margin (AV) [dB]	Remark
Hori.	5850.0	45.6	-	32.2	5.7	33.5	-	49.9	-	122.2	-	72.3	-	
Hori.	5855.0	44.7	-	32.2	5.7	33.5	-	49.1	-	110.8	-	61.7	-	
Hori.	5875.0	44.7	-	32.2	5.7	33.5	-	49.1	-	105.2	-	56.1	-	
Hori.	5925.0	43.9	-	32.3	5.7	33.5	-	48.3	-	68.2	-	19.9	-	
Vert.	5850.0	45.1	-	32.2	5.7	33.5	-	49.4	-	122.2	-	72.8	-	
Vert.	5855.0	45.0	-	32.2	5.7	33.5	-	49.3	-	110.8	-	61.5	-	
Vert.	5875.0	44.3	-	32.2	5.7	33.5	-	48.6	-	105.2	-	56.6	-	
Vert.	5925.0	44.1	-	32.3	5.7	33.5	-	48.5	-	68.2	-	19.7	-	

Result (QP / PK) = Reading + Ant Factor + Loss (Cable+Attenuator+Filter+Distance factor(above 1 GHz)) - Gain(Amplifier)

Result (AV)= Reading + Ant Factor + Loss (Cable+Attenuator+Filter+Distance factor(above 1 GHz)) - Gain(Amplifier) + Duty factor

*Other frequency noises omitted in this report were not seen or had enough margin (more than 20 dB).

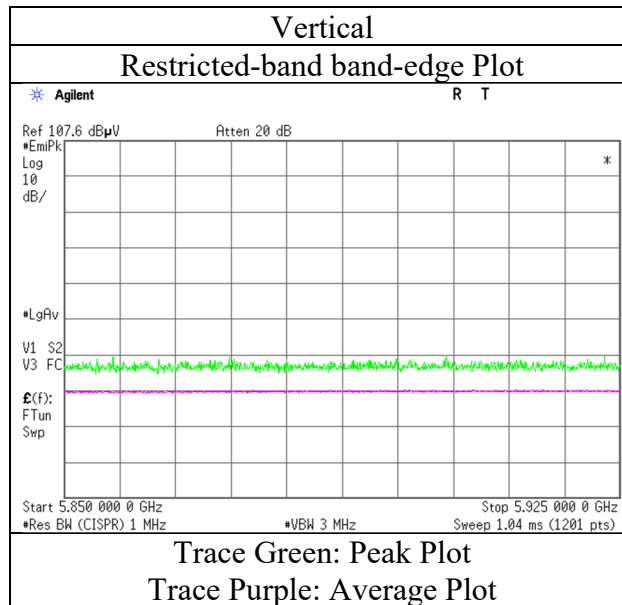
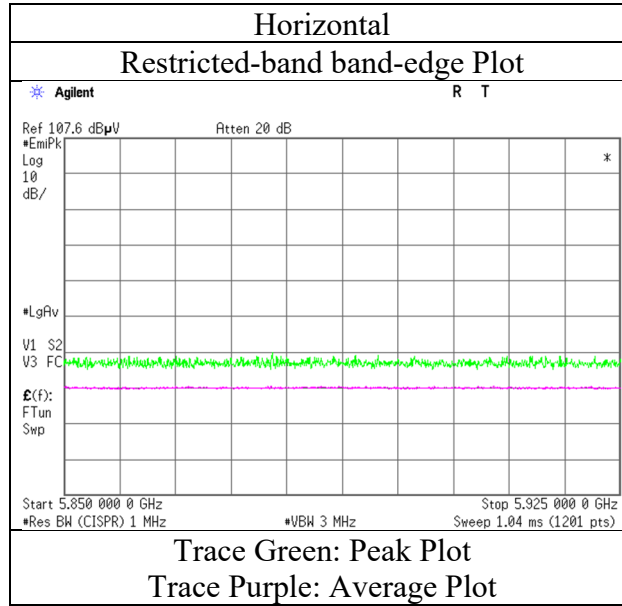
*QP detector was used up to 1GHz.

Distance factor: 1 GHz - 10 GHz $20\log(3.65\text{ m} / 3.0\text{ m}) = 1.71\text{ dB}$

Radiated Spurious Emission

Test place	Ise EMC Lab.
Semi Anechoic Chamber	No.2
Date	January 31, 2022
Temperature / Humidity	23 deg. C / 46 % RH
Engineer	Yuichiro Yamazaki (1 GHz - 10 GHz)
Mode	Tx 11ax-40 5795 MHz (26-tone RU)

RU Index 17



* The measurement was conducted for a sufficiently long enough time to detect any possible spurious emissions. Final result of restricted band edge was shown in tabular data.

Radiated Spurious Emission

Test place	Ise EMC Lab.
Semi Anechoic Chamber	No.2
Date	January 31, 2022
Temperature / Humidity	23 deg. C / 46 % RH
Engineer	Yuichiro Yamazaki (1 GHz - 10 GHz)
Mode	Tx 11ax-40 5795 MHz (52-tone RU)

RU Index 44

Polarity [Hori/Vert]	Frequency [MHz]	Reading (QP / PK) [dBuV]	Reading (AV) [dBuV]	Ant. Factor [dB/m]	Loss [dB]	Gain [dB]	Duty Factor [dB]	Result (QP / PK) [dBuV/m]	Result (AV) [dBuV/m]	Limit (QP / PK) [dBuV/m]	Limit (AV) [dBuV/m]	Margin (QP / PK) [dB]	Margin (AV) [dB]	Remark
Hori.	5850.0	47.9	-	32.2	5.7	33.5	-	52.2	-	122.2	-	70.0	-	
Hori.	5855.0	46.7	-	32.2	5.7	33.5	-	51.0	-	110.8	-	59.8	-	
Hori.	5875.0	46.7	-	32.2	5.7	33.5	-	51.0	-	105.2	-	54.2	-	
Hori.	5925.0	45.5	-	32.3	5.7	33.5	-	49.9	-	68.2	-	18.3	-	
Vert.	5850.0	47.0	-	32.2	5.7	33.5	-	51.3	-	122.2	-	70.9	-	
Vert.	5855.0	46.7	-	32.2	5.7	33.5	-	51.0	-	110.8	-	59.8	-	
Vert.	5875.0	46.7	-	32.2	5.7	33.5	-	51.0	-	105.2	-	54.2	-	
Vert.	5925.0	45.2	-	32.3	5.7	33.5	-	49.6	-	68.2	-	18.6	-	

Result (QP / PK) = Reading + Ant Factor + Loss (Cable+Attenuator+Filter+Distance factor(above 1 GHz)) - Gain(Amplifier)

Result (AV)= Reading + Ant Factor + Loss (Cable+Attenuator+Filter+Distance factor(above 1 GHz)) - Gain(Amplifier) + Duty factor

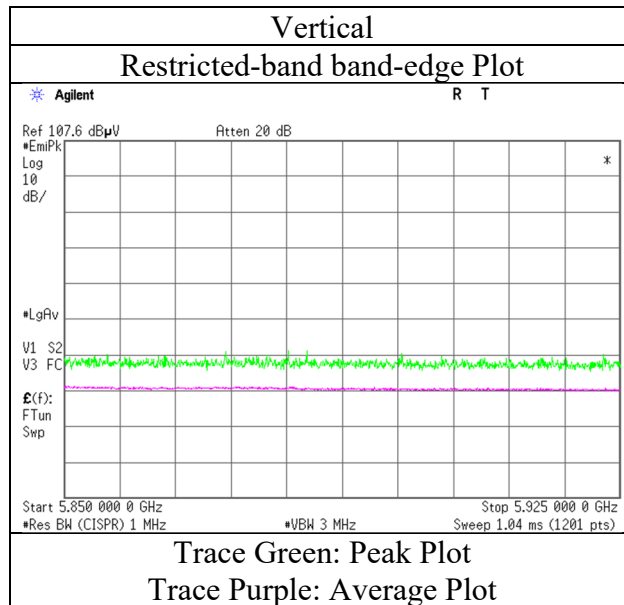
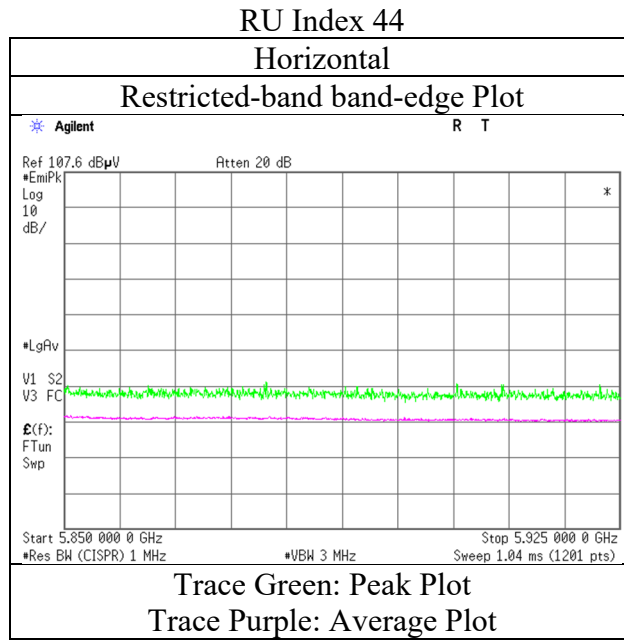
*Other frequency noises omitted in this report were not seen or had enough margin (more than 20 dB).

*QP detector was used up to 1GHz.

Distance factor: 1 GHz - 10 GHz $20\log(3.65\text{ m} / 3.0\text{ m}) = 1.71\text{ dB}$

Radiated Spurious Emission

Test place	Ise EMC Lab.
Semi Anechoic Chamber	No.2
Date	January 31, 2022
Temperature / Humidity	23 deg. C / 46 % RH
Engineer	Yuichiro Yamazaki (1 GHz - 10 GHz)
Mode	Tx 11ax-40 5795 MHz (52-tone RU)



* The measurement was conducted for a sufficiently long enough time to detect any possible spurious emissions. Final result of restricted band edge was shown in tabular data.

Radiated Spurious Emission

Test place	Ise EMC Lab.
Semi Anechoic Chamber	No.2
Date	January 31, 2022
Temperature / Humidity	23 deg. C / 46 % RH
Engineer	Yuichiro Yamazaki (1 GHz - 10 GHz)
Mode	Tx 11ax-40 5795 MHz (106-tone RU)

RU Index 56

Polarity [Hori/Vert]	Frequency [MHz]	Reading (QP / PK) [dBuV]	Reading (AV) [dBuV]	Ant. Factor [dB/m]	Loss [dB]	Gain [dB]	Duty Factor [dB]	Result (QP / PK) [dBuV/m]	Result (AV) [dBuV/m]	Limit (QP / PK) [dBuV/m]	Limit (AV) [dBuV/m]	Margin (QP / PK) [dB]	Margin (AV) [dB]	Remark
Hori.	5850.0	49.5	-	32.2	5.7	33.5	-	53.8	-	122.2	-	68.4	-	
Hori.	5855.0	48.0	-	32.2	5.7	33.5	-	52.3	-	110.8	-	58.5	-	
Hori.	5875.0	48.3	-	32.2	5.7	33.5	-	52.6	-	105.2	-	52.6	-	
Hori.	5925.0	46.1	-	32.3	5.7	33.5	-	50.5	-	68.2	-	17.7	-	
Vert.	5850.0	48.7	-	32.2	5.7	33.5	-	53.0	-	122.2	-	69.2	-	
Vert.	5855.0	48.3	-	32.2	5.7	33.5	-	52.6	-	110.8	-	58.2	-	
Vert.	5875.0	47.8	-	32.2	5.7	33.5	-	52.1	-	105.2	-	53.1	-	
Vert.	5925.0	45.5	-	32.3	5.7	33.5	-	49.9	-	68.2	-	18.3	-	

Result (QP / PK) = Reading + Ant Factor + Loss (Cable+Attenuator+Filter+Distance factor(above 1 GHz)) - Gain(Amplifier)

Result (AV)= Reading + Ant Factor + Loss (Cable+Attenuator+Filter+Distance factor(above 1 GHz)) - Gain(Amplifier) + Duty factor

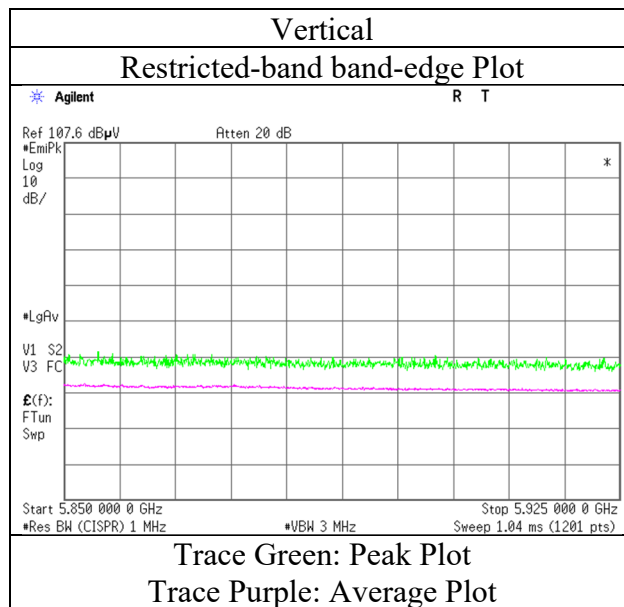
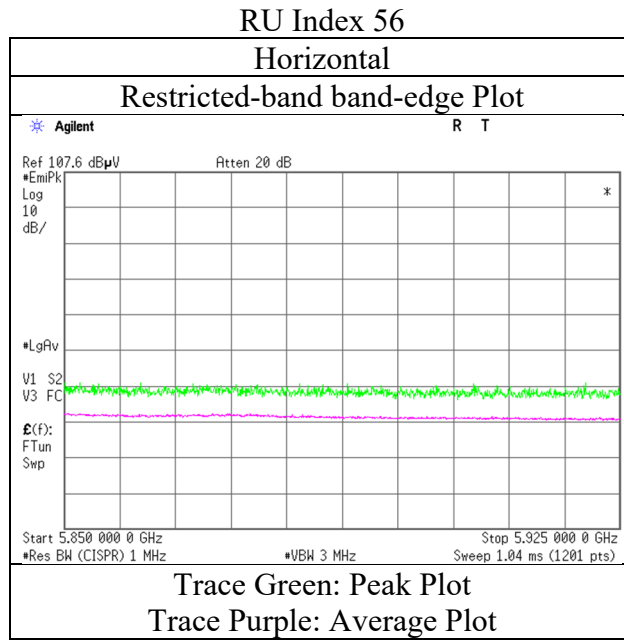
*Other frequency noises omitted in this report were not seen or had enough margin (more than 20 dB).

*QP detector was used up to 1GHz.

Distance factor: 1 GHz - 10 GHz $20\log(3.65\text{ m} / 3.0\text{ m}) = 1.71\text{ dB}$

Radiated Spurious Emission

Test place	Ise EMC Lab.
Semi Anechoic Chamber	No.2
Date	January 31, 2022
Temperature / Humidity	23 deg. C / 46 % RH
Engineer	Yuichiro Yamazaki (1 GHz - 10 GHz)
Mode	Tx 11ax-40 5795 MHz (106-tone RU)



* The measurement was conducted for a sufficiently long enough time to detect any possible spurious emissions. Final result of restricted band edge was shown in tabular data.

Radiated Spurious Emission

Test place	Ise EMC Lab.
Semi Anechoic Chamber	No.2
Date	January 31, 2022
Temperature / Humidity	23 deg. C / 46 % RH
Engineer	Yuichiro Yamazaki (1 GHz - 10 GHz)
Mode	Tx 11ax-40 5795 MHz (242-tone RU)

RU Index 62

Polarity [Hori/Vert]	Frequency [MHz]	Reading (QP / PK) [dBuV]	Reading (AV) [dBuV]	Ant. Factor [dB/m]	Loss [dB]	Gain [dB]	Duty Factor [dB]	Result (QP / PK) [dBuV/m]	Result (AV) [dBuV/m]	Limit (QP / PK) [dBuV/m]	Limit (AV) [dBuV/m]	Margin (QP / PK) [dB]	Margin (AV) [dB]	Remark
Hori.	5850.0	52.6	-	32.2	5.7	33.5	-	56.9	-	122.2	-	65.3	-	
Hori.	5855.0	51.6	-	32.2	5.7	33.5	-	56.0	-	110.8	-	54.9	-	
Hori.	5875.0	50.4	-	32.2	5.7	33.5	-	54.7	-	105.2	-	50.5	-	
Hori.	5925.0	47.8	-	32.3	5.7	33.5	-	52.2	-	68.2	-	16.0	-	
Vert.	5850.0	50.7	-	32.2	5.7	33.5	-	55.0	-	122.2	-	67.2	-	
Vert.	5855.0	50.2	-	32.2	5.7	33.5	-	54.5	-	110.8	-	56.3	-	
Vert.	5875.0	48.8	-	32.2	5.7	33.5	-	53.1	-	105.2	-	52.1	-	
Vert.	5925.0	46.5	-	32.3	5.7	33.5	-	51.0	-	68.2	-	17.2	-	

Result (QP / PK) = Reading + Ant Factor + Loss (Cable+Attenuator+Filter+Distance factor(above 1 GHz)) - Gain(Amplifier)

Result (AV)= Reading + Ant Factor + Loss (Cable+Attenuator+Filter+Distance factor(above 1 GHz)) - Gain(Amplifier) + Duty factor

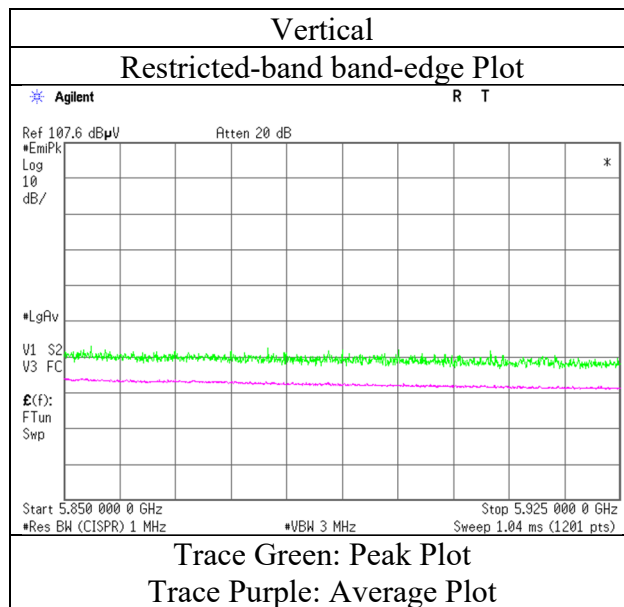
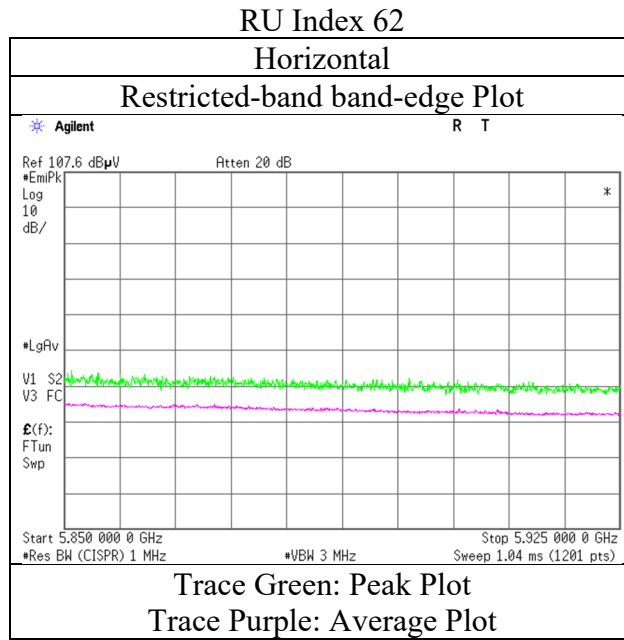
*Other frequency noises omitted in this report were not seen or had enough margin (more than 20 dB).

*QP detector was used up to 1GHz.

Distance factor: 1 GHz - 10 GHz $20\log(3.65\text{ m} / 3.0\text{ m}) = 1.71\text{ dB}$

Radiated Spurious Emission

Test place Ise EMC Lab.
Semi Anechoic Chamber No.2
Date January 31, 2022
Temperature / Humidity 23 deg. C / 46 % RH
Engineer Yuichiro Yamazaki
 (1 GHz - 10 GHz)
Mode Tx 11ax-40 5795 MHz (242-tone RU)



* The measurement was conducted for a sufficiently long enough time to detect any possible spurious emissions. Final result of restricted band edge was shown in tabular data.

Radiated Spurious Emission

Test place	Ise EMC Lab.
Semi Anechoic Chamber	No.2
Date	January 31, 2022
Temperature / Humidity	23 deg. C / 46 % RH
Engineer	Yuichiro Yamazaki (1 GHz - 10 GHz)
Mode	Tx 11ax-40 5795 MHz (484-tone RU)

RU Index 65

Polarity [Hori/Vert]	Frequency [MHz]	Reading (QP / PK) [dBuV]	Reading (AV) [dBuV]	Ant. Factor [dB/m]	Loss [dB]	Gain [dB]	Duty Factor [dB]	Result (QP / PK) [dBuV/m]	Result (AV) [dBuV/m]	Limit (QP / PK) [dBuV/m]	Limit (AV) [dBuV/m]	Margin (QP / PK) [dB]	Margin (AV) [dB]	Remark
Hori.	5850.0	53.3	-	32.2	5.7	33.5	-	57.6	-	122.2	-	64.6	-	
Hori.	5855.0	52.0	-	32.2	5.7	33.5	-	56.4	-	110.8	-	54.4	-	
Hori.	5875.0	51.2	-	32.2	5.7	33.5	-	55.6	-	105.2	-	49.6	-	
Hori.	5925.0	49.5	-	32.3	5.7	33.5	-	53.9	-	68.2	-	14.3	-	
Vert.	5850.0	51.6	-	32.2	5.7	33.5	-	55.9	-	122.2	-	66.3	-	
Vert.	5855.0	51.2	-	32.2	5.7	33.5	-	55.6	-	110.8	-	55.3	-	
Vert.	5875.0	49.3	-	32.2	5.7	33.5	-	53.7	-	105.2	-	51.5	-	
Vert.	5925.0	47.6	-	32.3	5.7	33.5	-	52.1	-	68.2	-	16.1	-	

Result (QP / PK) = Reading + Ant Factor + Loss (Cable+Attenuator+Filter+Distance factor(above 1 GHz)) - Gain(Amplifier)

Result (AV)= Reading + Ant Factor + Loss (Cable+Attenuator+Filter+Distance factor(above 1 GHz)) - Gain(Amplifier) + Duty factor

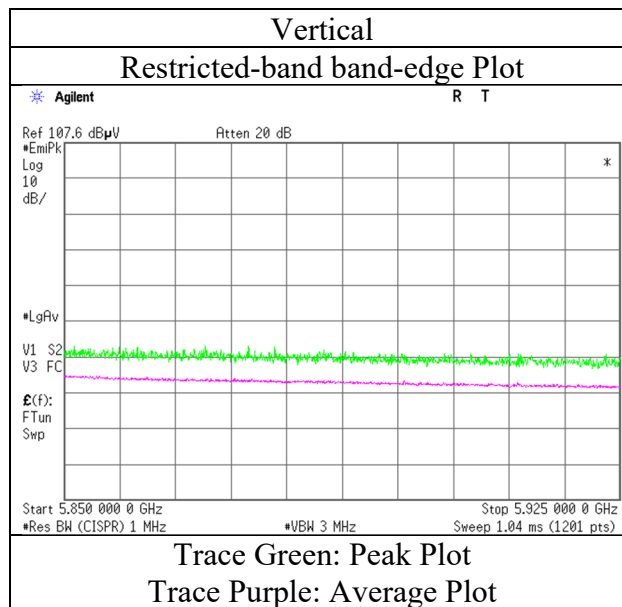
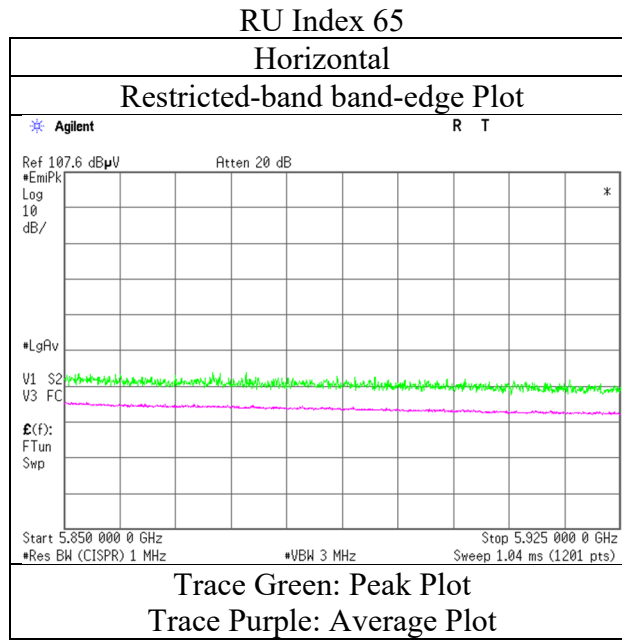
*Other frequency noises omitted in this report were not seen or had enough margin (more than 20 dB).

*QP detector was used up to 1GHz.

Distance factor: 1 GHz - 10 GHz $20\log(3.65\text{ m} / 3.0\text{ m}) = 1.71\text{ dB}$

Radiated Spurious Emission

Test place	Ise EMC Lab.
Semi Anechoic Chamber	No.2
Date	January 31, 2022
Temperature / Humidity	23 deg. C / 46 % RH
Engineer	Yuichiro Yamazaki (1 GHz - 10 GHz)
Mode	Tx 11ax-40 5795 MHz (484-tone RU)



* The measurement was conducted for a sufficiently long enough time to detect any possible spurious emissions. Final result of restricted band edge was shown in tabular data.

Radiated Spurious Emission

Test place	Ise EMC Lab.
Semi Anechoic Chamber	No.2
Date	January 31, 2022
Temperature / Humidity	23 deg. C / 46 % RH
Engineer	Yuichiro Yamazaki (1 GHz - 10 GHz)
Mode	Tx 11ax-80 5210 MHz (26-tone RU)

RU Index 0

Polarity [Hori/Vert]	Frequency [MHz]	Reading (QP / PK) [dBuV]	Reading (AV) [dBuV]	Ant. Factor [dB/m]	Loss [dB]	Gain [dB]	Duty Factor [dB]	Result (QP / PK) [dBuV/m]	Result (AV) [dBuV/m]	Limit (QP / PK) [dBuV/m]	Limit (AV) [dBuV/m]	Margin (QP / PK) [dB]	Margin (AV) [dB]	Remark
Hori.	5150.0	44.8	34.5	31.7	5.4	33.7	0.2	48.2	38.2	73.9	53.9	25.7	15.7	*1)
Vert.	5150.0	44.0	33.7	31.7	5.4	33.7	0.2	47.4	37.4	73.9	53.9	26.5	16.5	*1)

Result (QP / PK) = Reading + Ant Factor + Loss (Cable+Attenuator+Filter+Distance factor(above 1 GHz)) - Gain(Amplifier)

Result (AV) = Reading + Ant Factor + Loss (Cable+Attenuator+Filter+Distance factor(above 1 GHz)) - Gain(Amplifier) + Duty factor

*Other frequency noises omitted in this report were not seen or had enough margin (more than 20 dB).

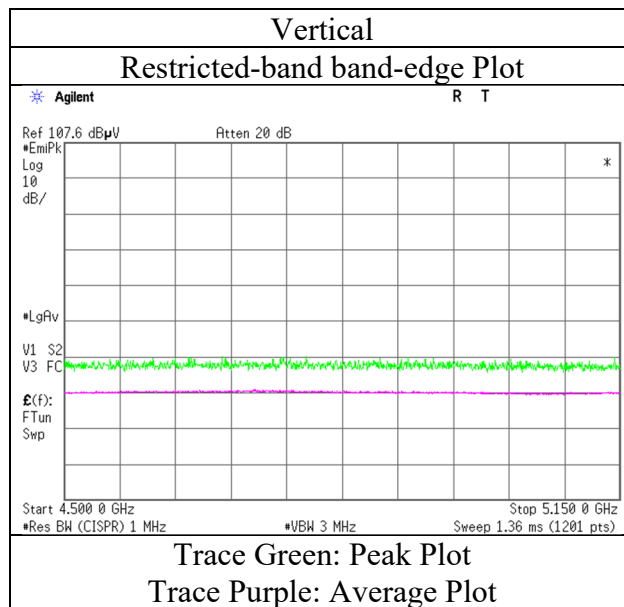
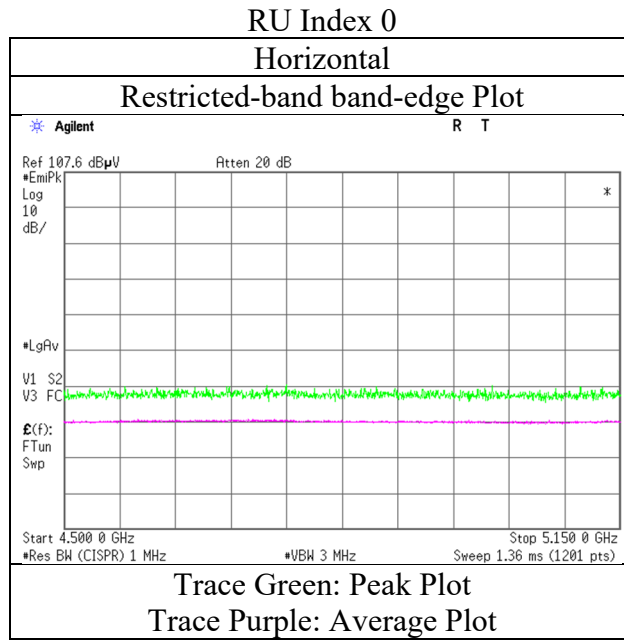
*QP detector was used up to 1GHz.

*1) Not Out of Band emission(Leakage Power)

Distance factor: 1 GHz - 10 GHz $20\log(3.65 \text{ m} / 3.0 \text{ m}) = 1.71 \text{ dB}$

Radiated Spurious Emission

Test place	Ise EMC Lab.
Semi Anechoic Chamber	No.2
Date	January 31, 2022
Temperature / Humidity	23 deg. C / 46 % RH
Engineer	Yuichiro Yamazaki (1 GHz - 10 GHz)
Mode	Tx 11ax-80 5210 MHz (26-tone RU)



* The measurement was conducted for a sufficiently long enough time to detect any possible spurious emissions. Final result of restricted band edge was shown in tabular data.

Radiated Spurious Emission

Test place	Ise EMC Lab.
Semi Anechoic Chamber	No.2
Date	January 31, 2022
Temperature / Humidity	23 deg. C / 46 % RH
Engineer	Yuichiro Yamazaki (1 GHz - 10 GHz)
Mode	Tx 11ax-80 5210 MHz (52-tone RU)

RU Index 37

Polarity [Hori/Vert]	Frequency [MHz]	Reading (QP / PK) [dBuV]	Reading (AV) [dBuV]	Ant. Factor [dB/m]	Loss [dB]	Gain [dB]	Duty Factor [dB]	Result (QP / PK) [dBuV/m]	Result (AV) [dBuV/m]	Limit (QP / PK) [dBuV/m]	Limit (AV) [dBuV/m]	Margin (QP / PK) [dB]	Margin (AV) [dB]	Remark
Hori.	5150.0	45.6	35.0	31.7	5.4	33.7	0.3	49.0	38.7	73.9	53.9	24.9	15.2	*1)
Vert.	5150.0	44.2	33.8	31.7	5.4	33.7	0.3	47.6	37.5	73.9	53.9	26.3	16.4	*1)

Result (QP / PK) = Reading + Ant Factor + Loss (Cable+Attenuator+Filter+Distance factor(above 1 GHz)) - Gain(Amplifier)

Result (AV) = Reading + Ant Factor + Loss (Cable+Attenuator+Filter+Distance factor(above 1 GHz)) - Gain(Amplifier) + Duty factor

*Other frequency noises omitted in this report were not seen or had enough margin (more than 20 dB).

*QP detector was used up to 1GHz.

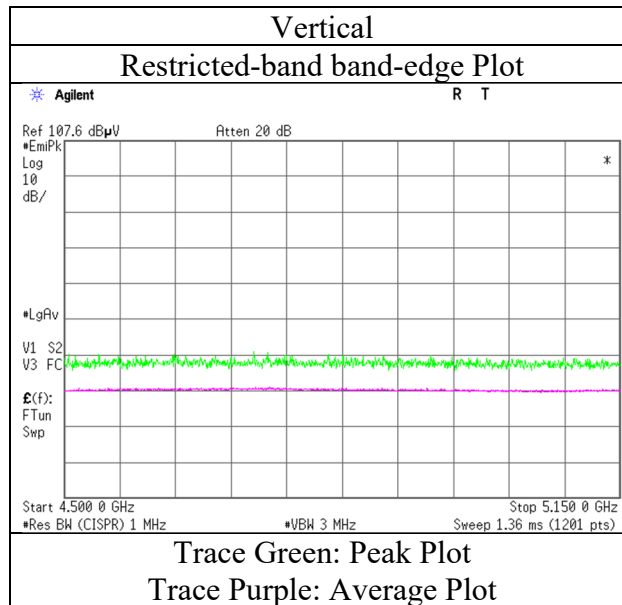
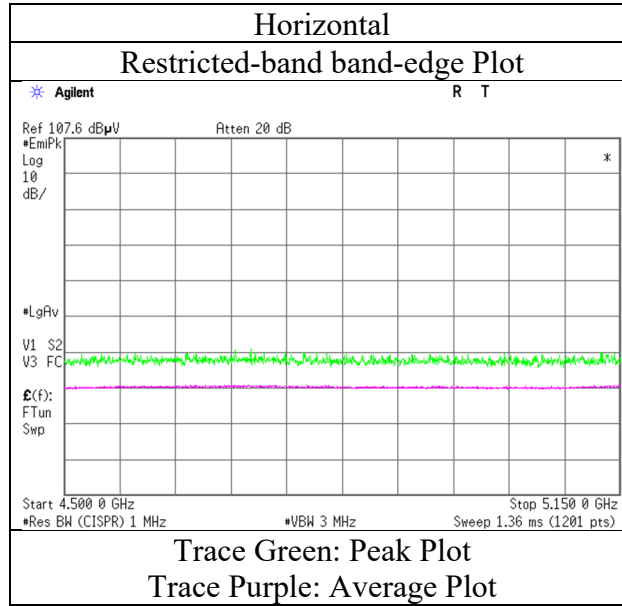
*1) Not Out of Band emission(Leakage Power)

Distance factor: 1 GHz - 10 GHz 20log(3.65 m / 3.0 m) = 1.71 dB

Radiated Spurious Emission

Test place	Ise EMC Lab.
Semi Anechoic Chamber	No.2
Date	January 31, 2022
Temperature / Humidity	23 deg. C / 46 % RH
Engineer	Yuichiro Yamazaki (1 GHz - 10 GHz)
Mode	Tx 11ax-80 5210 MHz (52-tone RU)

RU Index 37



* The measurement was conducted for a sufficiently long enough time to detect any possible spurious emissions. Final result of restricted band edge was shown in tabular data.

Radiated Spurious Emission

Test place	Ise EMC Lab.
Semi Anechoic Chamber	No.2
Date	January 31, 2022
Temperature / Humidity	23 deg. C / 46 % RH
Engineer	Yuichiro Yamazaki (1 GHz - 10 GHz)
Mode	Tx 11ax-80 5210 MHz (106-tone RU)

RU Index 53

Polarity [Hori/Vert]	Frequency [MHz]	Reading (QP / PK) [dBuV]	Reading (AV) [dBuV]	Ant. Factor [dB/m]	Loss [dB]	Gain [dB]	Duty Factor [dB]	Result (QP / PK) [dBuV/m]	Result (AV) [dBuV/m]	Limit (QP / PK) [dBuV/m]	Limit (AV) [dBuV/m]	Margin (QP / PK) [dB]	Margin (AV) [dB]	Remark
Hori.	5150.0	48.0	37.4	31.7	5.4	33.7	0.3	51.4	41.1	73.9	53.9	22.5	12.8	*1)
Vert.	5150.0	46.9	36.3	31.7	5.4	33.7	0.3	50.3	40.0	73.9	53.9	23.6	13.9	*1)

Result (QP / PK) = Reading + Ant Factor + Loss (Cable+Attenuator+Filter+Distance factor(above 1 GHz)) - Gain(Amplifier)

Result (AV) = Reading + Ant Factor + Loss (Cable+Attenuator+Filter+Distance factor(above 1 GHz)) - Gain(Amplifier) + Duty factor

*Other frequency noises omitted in this report were not seen or had enough margin (more than 20 dB).

*QP detector was used up to 1GHz.

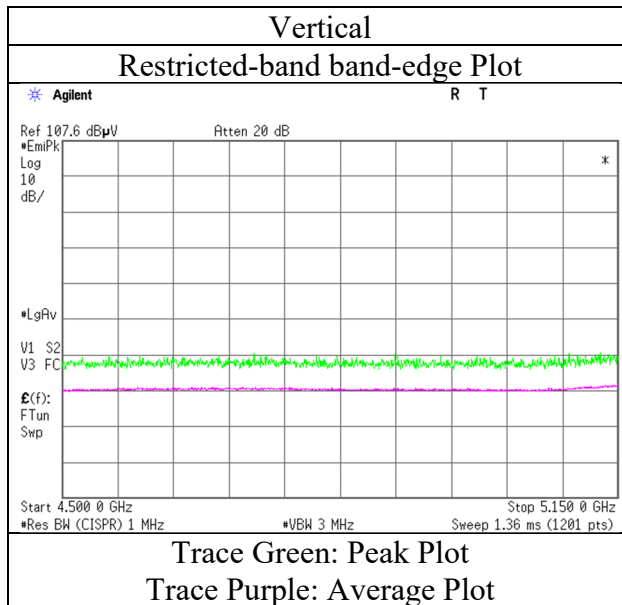
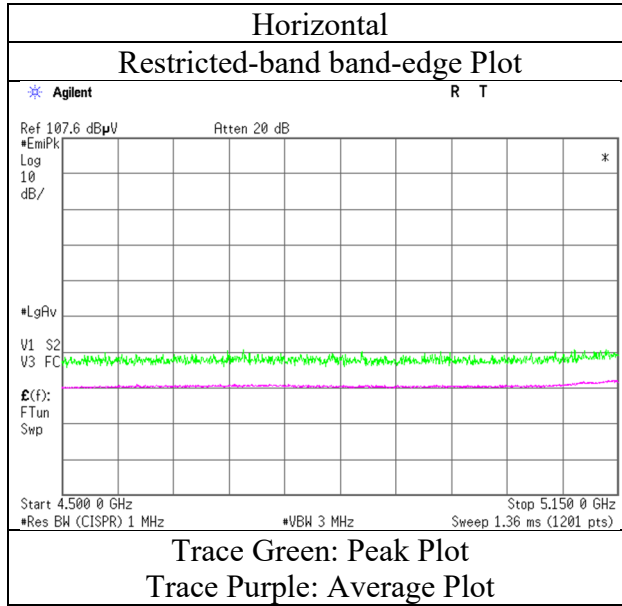
*1) Not Out of Band emission(Leakage Power)

Distance factor: 1 GHz - 10 GHz 20log(3.65 m / 3.0 m) = 1.71 dB

Radiated Spurious Emission

Test place Ise EMC Lab.
Semi Anechoic Chamber No.2
Date January 31, 2022
Temperature / Humidity 23 deg. C / 46 % RH
Engineer Yuichiro Yamazaki
 (1 GHz - 10 GHz)
Mode Tx 11ax-80 5210 MHz (106-tone RU)

RU Index 53



* The measurement was conducted for a sufficiently long enough time to detect any possible spurious emissions. Final result of restricted band edge was shown in tabular data.

Radiated Spurious Emission

Test place	Ise EMC Lab.
Semi Anechoic Chamber	No.2
Date	January 31, 2022
Temperature / Humidity	23 deg. C / 46 % RH
Engineer	Yuichiro Yamazaki (1 GHz - 10 GHz)
Mode	Tx 11ax-80 5210 MHz (242-tone RU)

RU Index 61

Polarity [Hori/Vert]	Frequency [MHz]	Reading (QP / PK) [dBuV]	Reading (AV) [dBuV]	Ant. Factor [dB/m]	Loss [dB]	Gain [dB]	Duty Factor [dB]	Result (QP / PK) [dBuV/m]	Result (AV) [dBuV/m]	Limit (QP / PK) [dBuV/m]	Limit (AV) [dBuV/m]	Margin (QP / PK) [dB]	Margin (AV) [dB]	Remark
Hori.	5150.0	51.1	40.3	31.7	5.4	33.7	0.4	54.5	44.1	73.9	53.9	19.4	9.9	*1)
Vert.	5150.0	49.8	38.3	31.7	5.4	33.7	0.4	53.2	42.0	73.9	53.9	20.7	11.9	*1)

Result (QP / PK) = Reading + Ant Factor + Loss (Cable+Attenuator+Filter+Distance factor(above 1 GHz)) - Gain(Amplifier)

Result (AV)= Reading + Ant Factor + Loss (Cable+Attenuator+Filter+Distance factor(above 1 GHz)) - Gain(Amplifier) + Duty factor

*Other frequency noises omitted in this report were not seen or had enough margin (more than 20 dB).

*QP detector was used up to 1GHz.

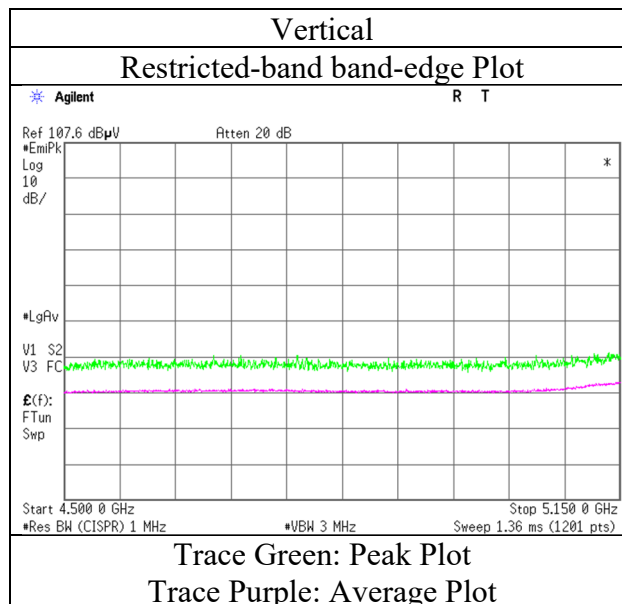
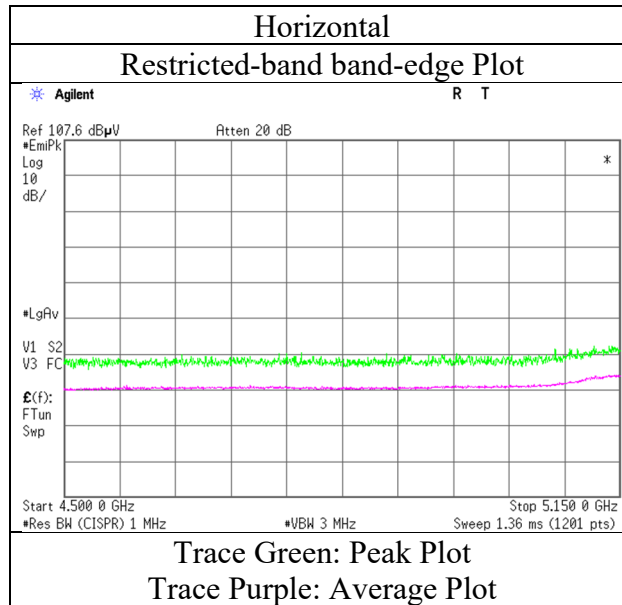
*1) Not Out of Band emission(Leakage Power)

Distance factor: 1 GHz - 10 GHz 20log(3.65 m / 3.0 m) = 1.71 dB

Radiated Spurious Emission

Test place	Ise EMC Lab.
Semi Anechoic Chamber	No.2
Date	January 31, 2022
Temperature / Humidity	23 deg. C / 46 % RH
Engineer	Yuichiro Yamazaki (1 GHz - 10 GHz)
Mode	Tx 11ax-80 5210 MHz (242-tone RU)

RU Index 61



* The measurement was conducted for a sufficiently long enough time to detect any possible spurious emissions. Final result of restricted band edge was shown in tabular data.

Radiated Spurious Emission

Test place Ise EMC Lab.
Semi Anechoic Chamber No.2
Date January 31, 2022
Temperature / Humidity 23 deg. C / 46 % RH
Engineer Yuichiro Yamazaki
 (1 GHz - 10 GHz)
Mode Tx 11ax-80 5210 MHz (484-tone RU)

RU Index 65

Polarity [Hori/Vert]	Frequency [MHz]	Reading (QP / PK) [dBuV]	Reading (AV) [dBuV]	Ant. Factor [dB/m]	Loss [dB]	Gain [dB]	Duty Factor [dB]	Result (QP / PK) [dBuV/m]	Result (AV) [dBuV/m]	Limit (QP / PK) [dBuV/m]	Limit (AV) [dBuV/m]	Margin (QP / PK) [dB]	Margin (AV) [dB]	Remark
Hori.	5150.0	55.2	42.9	31.7	5.4	33.7	0.4	58.7	46.7	73.9	53.9	15.2	7.2	*1)
Vert.	5150.0	53.0	41.3	31.7	5.4	33.7	0.4	56.4	45.0	73.9	53.9	17.5	8.9	*1)

Result (QP / PK) = Reading + Ant Factor + Loss (Cable+Attenuator+Filter+Distance factor(above 1 GHz)) - Gain(Amplifier)

Result (AV) = Reading + Ant Factor + Loss (Cable+Attenuator+Filter+Distance factor(above 1 GHz)) - Gain(Amplifier) + Duty factor

*Other frequency noises omitted in this report were not seen or had enough margin (more than 20 dB).

*QP detector was used up to 1GHz.

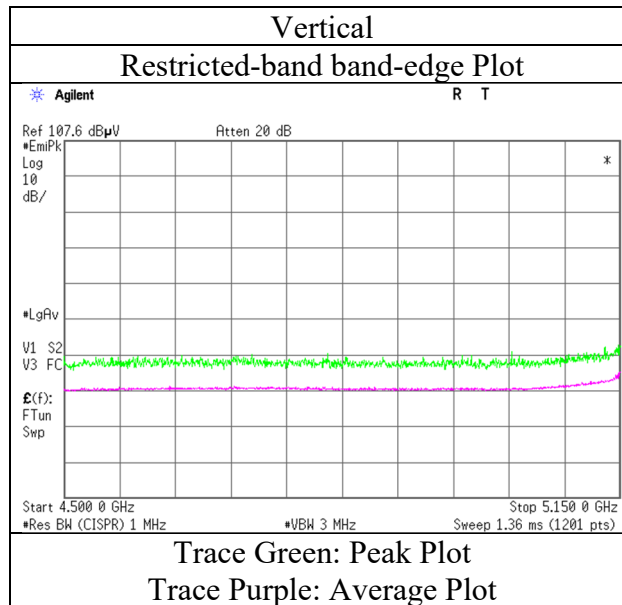
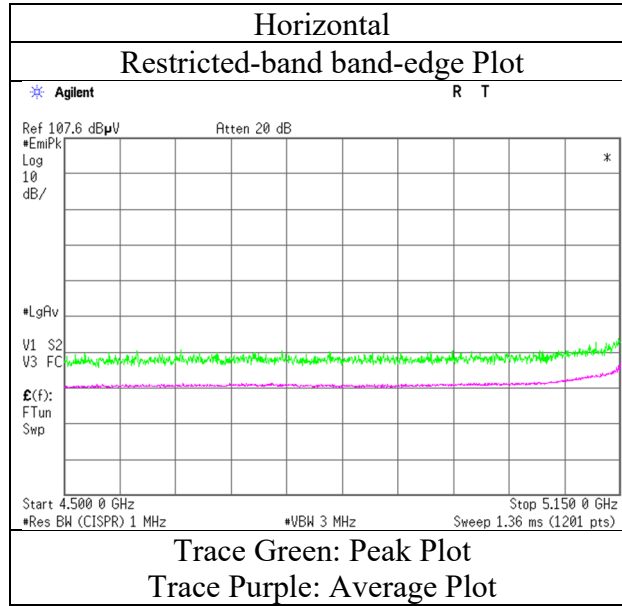
*1) Not Out of Band emission(Leakage Power)

Distance factor: 1 GHz - 10 GHz 20log(3.65 m / 3.0 m) = 1.71 dB

Radiated Spurious Emission

Test place	Ise EMC Lab.
Semi Anechoic Chamber	No.2
Date	January 31, 2022
Temperature / Humidity	23 deg. C / 46 % RH
Engineer	Yuichiro Yamazaki (1 GHz - 10 GHz)
Mode	Tx 11ax-80 5210 MHz (484-tone RU)

RU Index 65



* The measurement was conducted for a sufficiently long enough time to detect any possible spurious emissions. Final result of restricted band edge was shown in tabular data.

Radiated Spurious Emission

Test place	Ise EMC Lab.
Semi Anechoic Chamber	No.2
Date	January 31, 2022
Temperature / Humidity	23 deg. C / 46 % RH
Engineer	Yuichiro Yamazaki (1 GHz - 10 GHz)
Mode	Tx 11ax-80 5210 MHz (996-tone RU)

RU Index 67

Polarity [Hori/Vert]	Frequency [MHz]	Reading (QP / PK) [dBuV]	Reading (AV) [dBuV]	Ant. Factor [dB/m]	Loss [dB]	Gain [dB]	Duty Factor [dB]	Result (QP / PK) [dBuV/m]	Result (AV) [dBuV/m]	Limit (QP / PK) [dBuV/m]	Limit (AV) [dBuV/m]	Margin (QP / PK) [dB]	Margin (AV) [dB]	Remark
Hori.	5150.0	54.3	42.7	31.7	5.4	33.7	0.4	57.7	46.5	73.9	53.9	16.2	7.4	*1)
Vert.	5150.0	52.3	41.2	31.7	5.4	33.7	0.4	55.8	45.0	73.9	53.9	18.2	8.9	*1)

Result (QP / PK) = Reading + Ant Factor + Loss (Cable+Attenuator+Filter+Distance factor(above 1 GHz)) - Gain(Amplifier)

Result (AV)= Reading + Ant Factor + Loss (Cable+Attenuator+Filter+Distance factor(above 1 GHz)) - Gain(Amplifier) + Duty factor

*Other frequency noises omitted in this report were not seen or had enough margin (more than 20 dB).

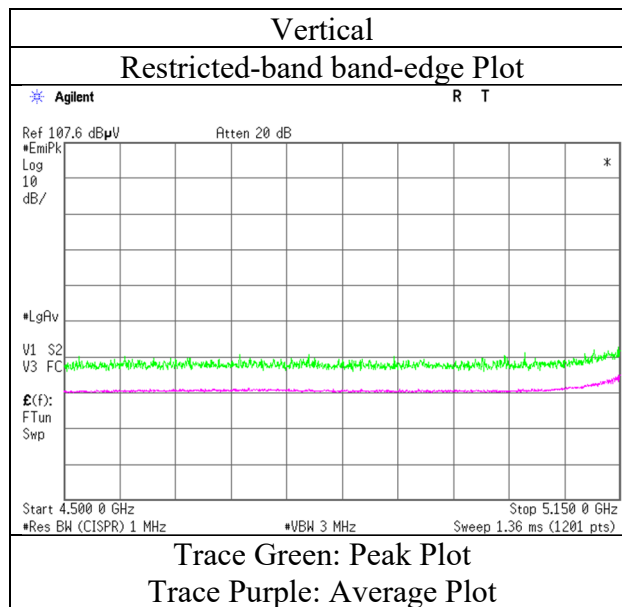
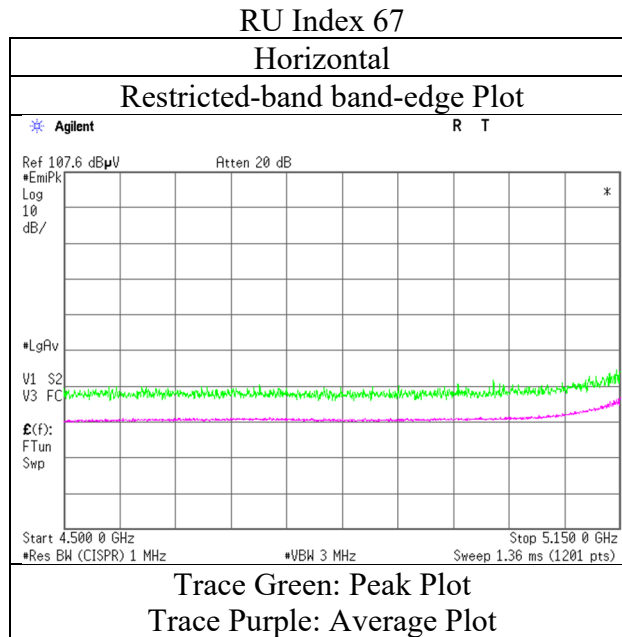
*QP detector was used up to 1GHz.

*1) Not Out of Band emission(Leakage Power)

Distance factor: 1 GHz - 10 GHz 20log(3.65 m / 3.0 m) = 1.71 dB

Radiated Spurious Emission

Test place	Ise EMC Lab.
Semi Anechoic Chamber	No.2
Date	January 31, 2022
Temperature / Humidity	23 deg. C / 46 % RH
Engineer	Yuichiro Yamazaki (1 GHz - 10 GHz)
Mode	Tx 11ax-80 5210 MHz (996-tone RU)



* The measurement was conducted for a sufficiently long enough time to detect any possible spurious emissions. Final result of restricted band edge was shown in tabular data.

Radiated Spurious Emission

Test place	Ise EMC Lab.
Semi Anechoic Chamber	No.2
Date	January 31, 2022
Temperature / Humidity	23 deg. C / 46 % RH
Engineer	Yuichiro Yamazaki (1 GHz - 10 GHz)
Mode	Tx 11ax-80 5290 MHz (26-tone RU)

RU Index 36

Polarity [Hori/Vert]	Frequency [MHz]	Reading (QP / PK) [dBuV]	Reading (AV) [dBuV]	Ant. Factor [dB/m]	Loss [dB]	Gain [dB]	Duty Factor [dB]	Result (QP / PK) [dBuV/m]	Result (AV) [dBuV/m]	Limit (QP / PK) [dBuV/m]	Limit (AV) [dBuV/m]	Margin (QP / PK) [dB]	Margin (AV) [dB]	Remark
Hori.	5350.0	45.2	34.7	31.6	5.5	33.6	0.2	48.6	38.3	73.9	53.9	25.3	15.6	*1)
Vert.	5350.0	44.5	34.3	31.6	5.5	33.6	0.2	48.0	37.9	73.9	53.9	25.9	16.0	*1)

Result (QP / PK) = Reading + Ant Factor + Loss (Cable+Attenuator+Filter+Distance factor(above 1 GHz)) - Gain(Amplifier)

Result (AV)= Reading + Ant Factor + Loss (Cable+Attenuator+Filter+Distance factor(above 1 GHz)) - Gain(Amplifier) + Duty factor

*Other frequency noises omitted in this report were not seen or had enough margin (more than 20 dB).

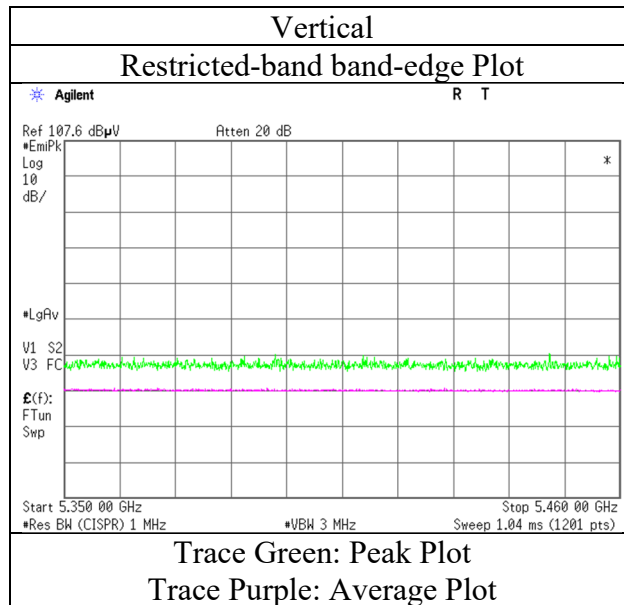
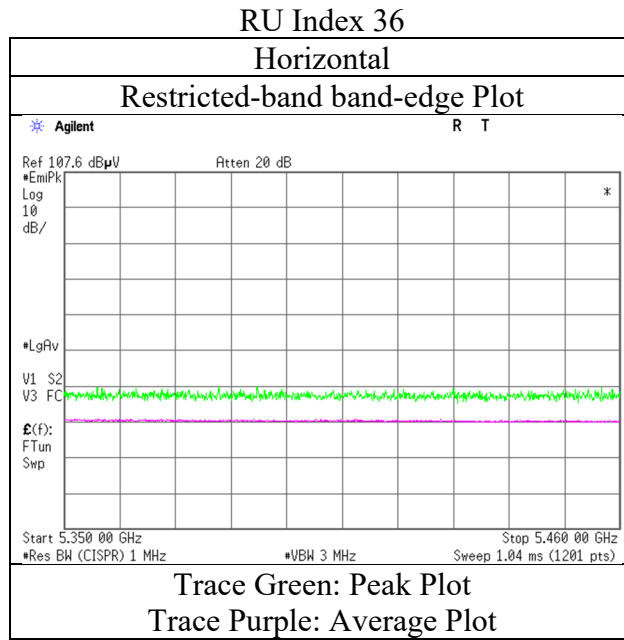
*QP detector was used up to 1GHz.

*1) Not Out of Band emission(Leakage Power)

Distance factor: 1 GHz - 10 GHz $20\log(3.65\text{ m} / 3.0\text{ m}) = 1.71\text{ dB}$

Radiated Spurious Emission

Test place	Ise EMC Lab.
Semi Anechoic Chamber	No.2
Date	January 31, 2022
Temperature / Humidity	23 deg. C / 46 % RH
Engineer	Yuichiro Yamazaki (1 GHz - 10 GHz)
Mode	Tx 11ax-80 5290 MHz (26-tone RU)



* The measurement was conducted for a sufficiently long enough time to detect any possible spurious emissions. Final result of restricted band edge was shown in tabular data.

Radiated Spurious Emission

Test place	Ise EMC Lab.
Semi Anechoic Chamber	No.2
Date	January 31, 2022
Temperature / Humidity	23 deg. C / 46 % RH
Engineer	Yuichiro Yamazaki (1 GHz - 10 GHz)
Mode	Tx 11ax-80 5290 MHz (52-tone RU)

RU Index 52

Polarity [Hori/Vert]	Frequency [MHz]	Reading (QP / PK) [dBuV]	Reading (AV) [dBuV]	Ant. Factor [dB/m]	Loss [dB]	Gain [dB]	Duty Factor [dB]	Result (QP / PK) [dBuV/m]	Result (AV) [dBuV/m]	Limit (QP / PK) [dBuV/m]	Limit (AV) [dBuV/m]	Margin (QP / PK) [dB]	Margin (AV) [dB]	Remark
Hori.	5350.0	46.8	36.0	31.6	5.5	33.6	0.3	50.2	39.7	73.9	53.9	23.7	14.2	*1)
Vert.	5350.0	45.7	35.0	31.6	5.5	33.6	0.3	49.1	38.7	73.9	53.9	24.8	15.2	*1)

Result (QP / PK) = Reading + Ant Factor + Loss (Cable+Attenuator+Filter+Distance factor(above 1 GHz)) - Gain(Amplifier)

Result (AV)= Reading + Ant Factor + Loss (Cable+Attenuator+Filter+Distance factor(above 1 GHz)) - Gain(Amplifier) + Duty factor

*Other frequency noises omitted in this report were not seen or had enough margin (more than 20 dB).

*QP detector was used up to 1GHz.

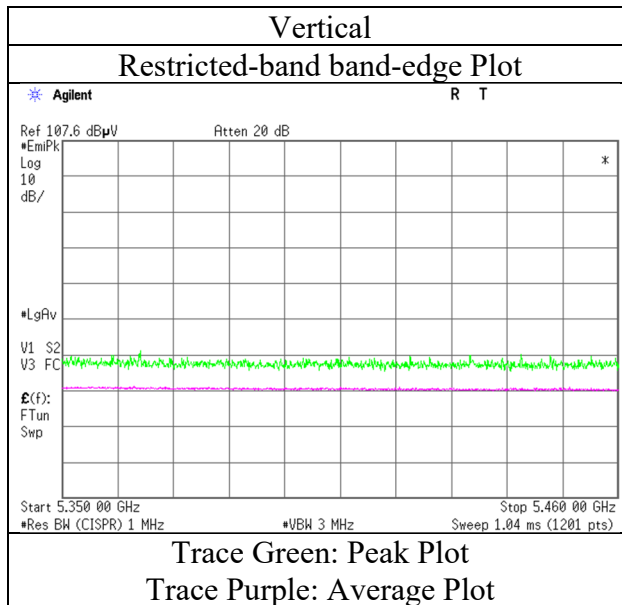
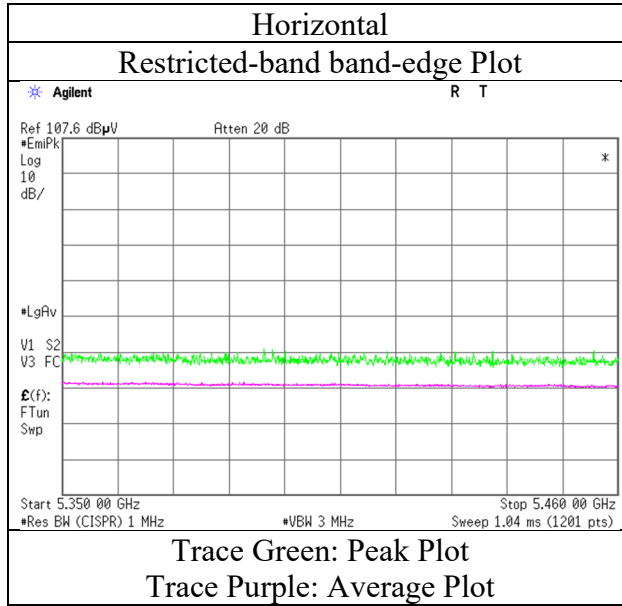
*1) Not Out of Band emission(Leakage Power)

Distance factor: 1 GHz - 10 GHz 20log(3.65 m / 3.0 m) = 1.71 dB

Radiated Spurious Emission

Test place Ise EMC Lab.
Semi Anechoic Chamber No.2
Date January 31, 2022
Temperature / Humidity 23 deg. C / 46 % RH
Engineer Yuichiro Yamazaki
 (1 GHz - 10 GHz)
Mode Tx 11ax-80 5290 MHz (52-tone RU)

RU Index 52



* The measurement was conducted for a sufficiently long enough time to detect any possible spurious emissions. Final result of restricted band edge was shown in tabular data.

Radiated Spurious Emission

Test place	Ise EMC Lab.
Semi Anechoic Chamber	No.2
Date	January 31, 2022
Temperature / Humidity	23 deg. C / 46 % RH
Engineer	Yuichiro Yamazaki (1 GHz - 10 GHz)
Mode	Tx 11ax-80 5290 MHz (106-tone RU)

RU Index 60

Polarity [Hori/Vert]	Frequency [MHz]	Reading (QP / PK) [dBuV]	Reading (AV) [dBuV]	Ant. Factor [dB/m]	Loss [dB]	Gain [dB]	Duty Factor [dB]	Result (QP / PK) [dBuV/m]	Result (AV) [dBuV/m]	Limit (QP / PK) [dBuV/m]	Limit (AV) [dBuV/m]	Margin (QP / PK) [dB]	Margin (AV) [dB]	Remark
Hori.	5350.0	49.5	38.1	31.6	5.5	33.6	0.3	52.9	41.8	73.9	53.9	21.0	12.1	*1)
Vert.	5350.0	47.6	36.5	31.6	5.5	33.6	0.3	51.1	40.2	73.9	53.9	22.8	13.7	*1)

Result (QP / PK) = Reading + Ant Factor + Loss (Cable+Attenuator+Filter+Distance factor(above 1 GHz)) - Gain(Amplifier)

Result (AV)= Reading + Ant Factor + Loss (Cable+Attenuator+Filter+Distance factor(above 1 GHz)) - Gain(Amplifier) + Duty factor

*Other frequency noises omitted in this report were not seen or had enough margin (more than 20 dB).

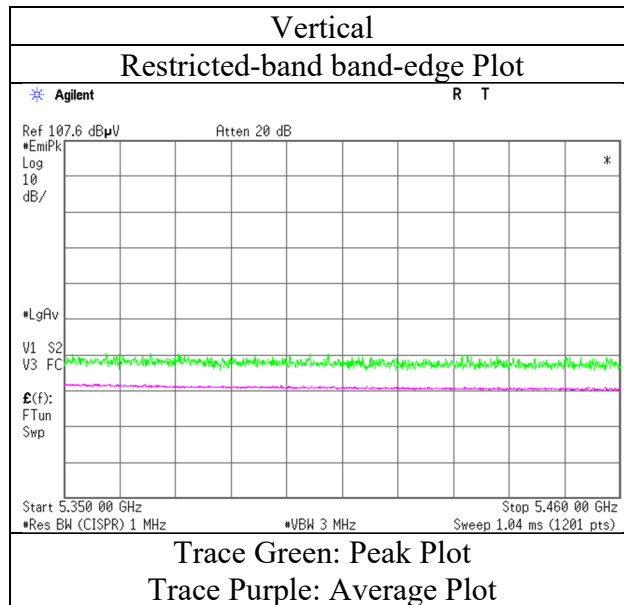
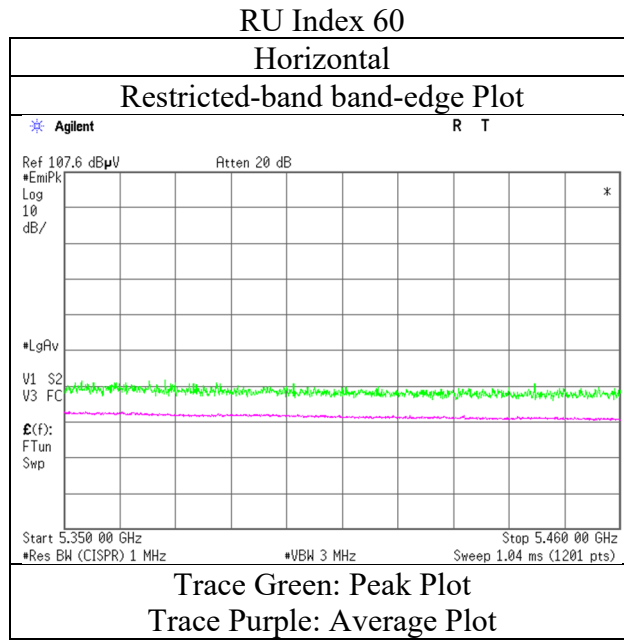
*QP detector was used up to 1GHz.

*1) Not Out of Band emission(Leakage Power)

Distance factor: 1 GHz - 10 GHz 20log(3.65 m / 3.0 m) = 1.71 dB

Radiated Spurious Emission

Test place	Ise EMC Lab.
Semi Anechoic Chamber	No.2
Date	January 31, 2022
Temperature / Humidity	23 deg. C / 46 % RH
Engineer	Yuichiro Yamazaki (1 GHz - 10 GHz)
Mode	Tx 11ax-80 5290 MHz (106-tone RU)



* The measurement was conducted for a sufficiently long enough time to detect any possible spurious emissions. Final result of restricted band edge was shown in tabular data.

Radiated Spurious Emission

Test place	Ise EMC Lab.
Semi Anechoic Chamber	No.2
Date	January 31, 2022
Temperature / Humidity	23 deg. C / 46 % RH
Engineer	Yuichiro Yamazaki (1 GHz - 10 GHz)
Mode	Tx 11ax-80 5290 MHz (242-tone RU)

RU Index 64

Polarity [Hori/Vert]	Frequency [MHz]	Reading (QP / PK) [dBuV]	Reading (AV) [dBuV]	Ant. Factor [dB/m]	Loss [dB]	Gain [dB]	Duty Factor [dB]	Result (QP / PK) [dBuV/m]	Result (AV) [dBuV/m]	Limit (QP / PK) [dBuV/m]	Limit (AV) [dBuV/m]	Margin (QP / PK) [dB]	Margin (AV) [dB]	Remark
Hori.	5350.0	51.6	40.5	31.6	5.5	33.6	0.4	55.0	44.3	73.9	53.9	18.9	9.6	*1)
Vert.	5350.0	48.9	38.4	31.6	5.5	33.6	0.4	52.3	42.1	73.9	53.9	21.6	11.8	*1)

Result (QP / PK) = Reading + Ant Factor + Loss (Cable+Attenuator+Filter+Distance factor(above 1 GHz)) - Gain(Amplifier)

Result (AV) = Reading + Ant Factor + Loss (Cable+Attenuator+Filter+Distance factor(above 1 GHz)) - Gain(Amplifier) + Duty factor

*Other frequency noises omitted in this report were not seen or had enough margin (more than 20 dB).

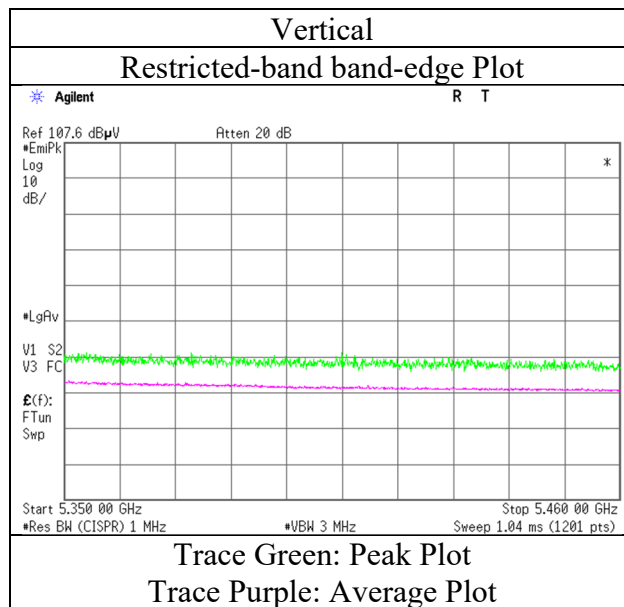
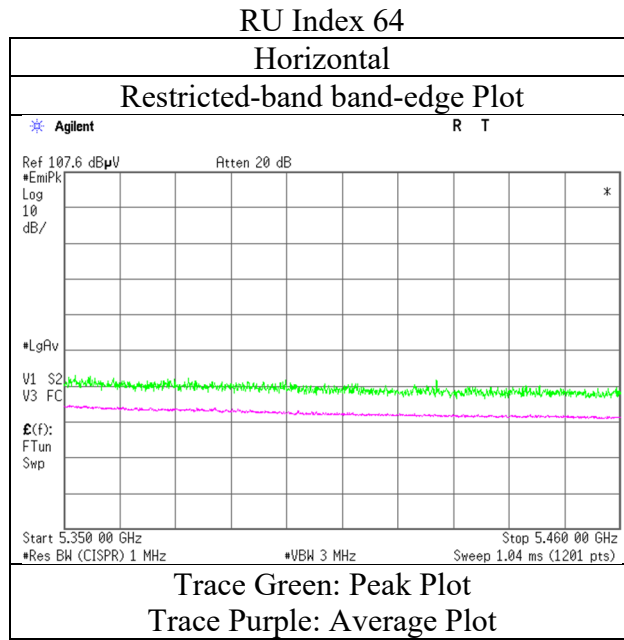
*QP detector was used up to 1GHz.

*1) Not Out of Band emission(Leakage Power)

Distance factor: 1 GHz - 10 GHz $20\log(3.65\text{ m} / 3.0\text{ m}) = 1.71\text{ dB}$

Radiated Spurious Emission

Test place	Ise EMC Lab.
Semi Anechoic Chamber	No.2
Date	January 31, 2022
Temperature / Humidity	23 deg. C / 46 % RH
Engineer	Yuichiro Yamazaki (1 GHz - 10 GHz)
Mode	Tx 11ax-80 5290 MHz (242-tone RU)



* The measurement was conducted for a sufficiently long enough time to detect any possible spurious emissions. Final result of restricted band edge was shown in tabular data.

Radiated Spurious Emission

Test place	Ise EMC Lab.
Semi Anechoic Chamber	No.2
Date	January 31, 2022
Temperature / Humidity	23 deg. C / 46 % RH
Engineer	Yuichiro Yamazaki (1 GHz - 10 GHz)
Mode	Tx 11ax-80 5290 MHz (484-tone RU)

RU Index 66

Polarity [Hori/Vert]	Frequency [MHz]	Reading (QP / PK) [dBuV]	Reading (AV) [dBuV]	Ant. Factor [dB/m]	Loss [dB]	Gain [dB]	Duty Factor [dB]	Result (QP / PK) [dBuV/m]	Result (AV) [dBuV/m]	Limit (QP / PK) [dBuV/m]	Limit (AV) [dBuV/m]	Margin (QP / PK) [dB]	Margin (AV) [dB]	Remark
Hori.	5350.0	59.5	41.6	31.6	5.5	33.6	0.4	63.0	45.4	73.9	53.9	10.9	8.5	*1)
Vert.	5350.0	52.9	38.9	31.6	5.5	33.6	0.4	56.4	42.7	73.9	53.9	17.5	11.2	*1)

Result (QP / PK) = Reading + Ant Factor + Loss (Cable+Attenuator+Filter+Distance factor(above 1 GHz)) - Gain(Amplifier)

Result (AV)= Reading + Ant Factor + Loss (Cable+Attenuator+Filter+Distance factor(above 1 GHz)) - Gain(Amplifier) + Duty factor

*Other frequency noises omitted in this report were not seen or had enough margin (more than 20 dB).

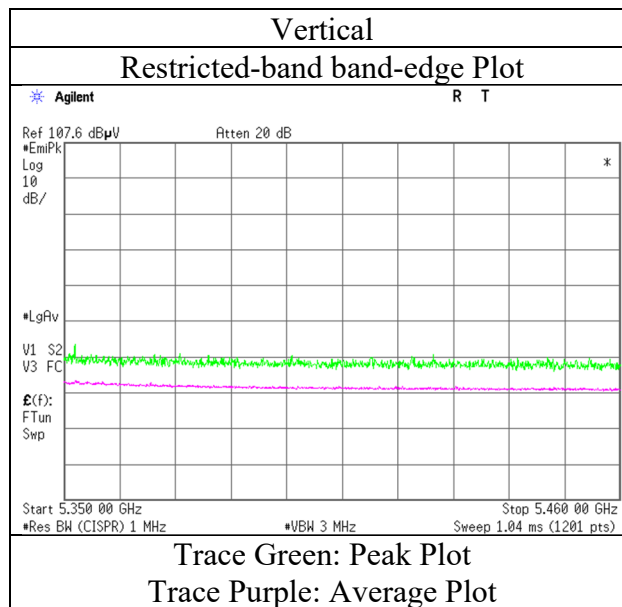
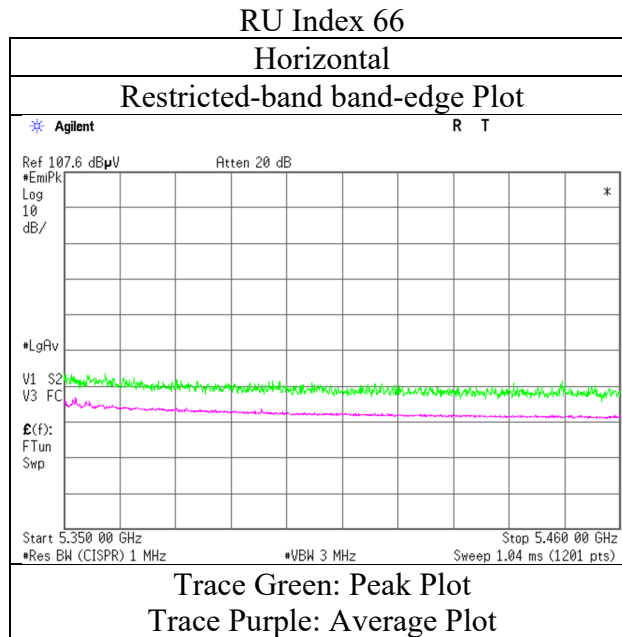
*QP detector was used up to 1GHz.

*1) Not Out of Band emission(Leakage Power)

Distance factor: 1 GHz - 10 GHz 20log(3.65 m / 3.0 m) = 1.71 dB

Radiated Spurious Emission

Test place	Ise EMC Lab.
Semi Anechoic Chamber	No.2
Date	January 31, 2022
Temperature / Humidity	23 deg. C / 46 % RH
Engineer	Yuichiro Yamazaki (1 GHz - 10 GHz)
Mode	Tx 11ax-80 5290 MHz (484-tone RU)



* The measurement was conducted for a sufficiently long enough time to detect any possible spurious emissions. Final result of restricted band edge was shown in tabular data.

Radiated Spurious Emission

Test place	Ise EMC Lab.
Semi Anechoic Chamber	No.2
Date	January 31, 2022
Temperature / Humidity	23 deg. C / 46 % RH
Engineer	Yuichiro Yamazaki (1 GHz - 10 GHz)
Mode	Tx 11ax-80 5290 MHz (996-tone RU)

RU Index 67

Polarity [Hori/Vert]	Frequency [MHz]	Reading (QP / PK) [dBuV]	Reading (AV) [dBuV]	Ant. Factor [dB/m]	Loss [dB]	Gain [dB]	Duty Factor [dB]	Result (QP / PK) [dBuV/m]	Result (AV) [dBuV/m]	Limit (QP / PK) [dBuV/m]	Limit (AV) [dBuV/m]	Margin (QP / PK) [dB]	Margin (AV) [dB]	Remark
Hori.	5350.0	53.2	41.9	31.6	5.5	33.6	0.4	56.6	45.7	73.9	53.9	17.3	8.2	*1)
Vert.	5350.0	50.5	39.4	31.6	5.5	33.6	0.4	54.0	43.2	73.9	53.9	19.9	10.7	*1)

Result (QP / PK) = Reading + Ant Factor + Loss (Cable+Attenuator+Filter+Distance factor(above 1 GHz)) - Gain(Amplifier)

Result (AV)= Reading + Ant Factor + Loss (Cable+Attenuator+Filter+Distance factor(above 1 GHz)) - Gain(Amplifier) + Duty factor

*Other frequency noises omitted in this report were not seen or had enough margin (more than 20 dB).

*QP detector was used up to 1GHz.

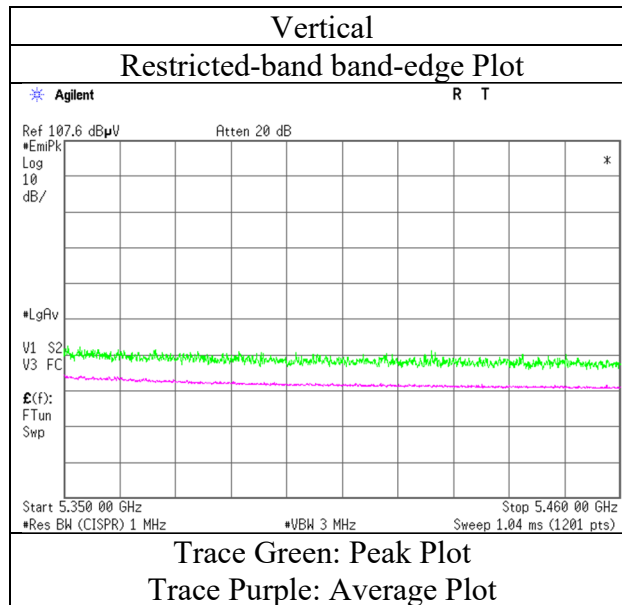
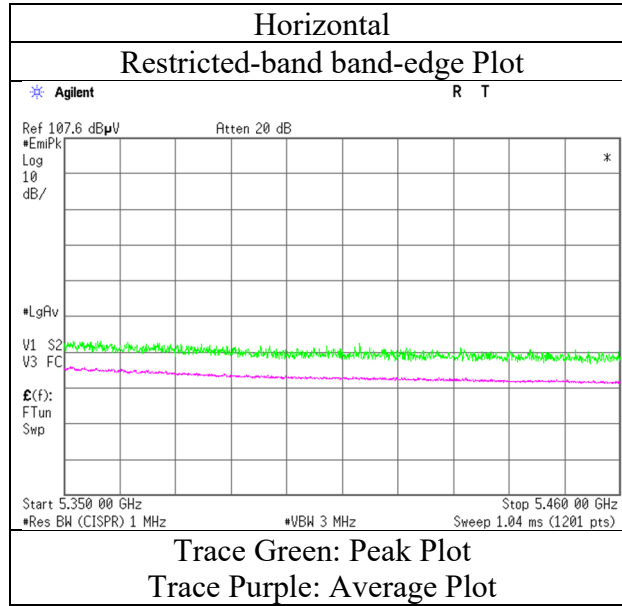
*1) Not Out of Band emission(Leakage Power)

Distance factor: 1 GHz - 10 GHz 20log(3.65 m / 3.0 m) = 1.71 dB

Radiated Spurious Emission

Test place	Ise EMC Lab.
Semi Anechoic Chamber	No.2
Date	January 31, 2022
Temperature / Humidity	23 deg. C / 46 % RH
Engineer	Yuichiro Yamazaki (1 GHz - 10 GHz)
Mode	Tx 11ax-80 5290 MHz (996-tone RU)

RU Index 67



* The measurement was conducted for a sufficiently long enough time to detect any possible spurious emissions. Final result of restricted band edge was shown in tabular data.

Radiated Spurious Emission

Test place	Ise EMC Lab.
Semi Anechoic Chamber	No.2
Date	January 31, 2022
Temperature / Humidity	22 deg. C / 44 % RH
Engineer	Junya Okuno
	(1 GHz - 10 GHz)
Mode	Tx 11ax-80 5530 MHz (26-tone RU)

RU Index 0

Polarity	Frequency	Reading (QP / PK)	Reading (AV)	Ant. Factor	Loss	Gain	Duty Factor	Result (QP / PK)	Result (AV)	Limit (QP / PK)	Limit (AV)	Margin (QP / PK)	Margin (AV)	Remark
[Hori/Vert]	[MHz]	[dBuV]	[dBuV]	[dB/m]	[dB]	[dB]	[dB]	[dBuV/m]	[dBuV/m]	[dBuV/m]	[dBuV/m]	[dB]	[dB]	
Hori.	5460.0	44.1	35.3	31.8	5.5	33.5	0.2	47.8	39.3	68.2	53.9	20.4	14.6	*1)
Hori.	5470.0	44.6	-	31.8	5.5	33.5	-	48.4	-	68.2	-	19.8	-	
Vert.	5460.0	44.0	34.8	31.8	5.5	33.5	0.2	47.8	38.8	68.2	53.9	20.4	15.1	*1)
Vert.	5470.0	44.2	-	31.8	5.5	33.5	-	48.0	-	68.2	-	20.2	-	

Result (QP / PK) = Reading + Ant Factor + Loss (Cable+Attenuator+Filter+Distance factor(above 1 GHz)) - Gain(Amplifier)

Result (AV)= Reading + Ant Factor + Loss (Cable+Attenuator+Filter+Distance factor(above 1 GHz)) - Gain(Amplifier) + Duty factor

*Other frequency noises omitted in this report were not seen or had enough margin (more than 20 dB).

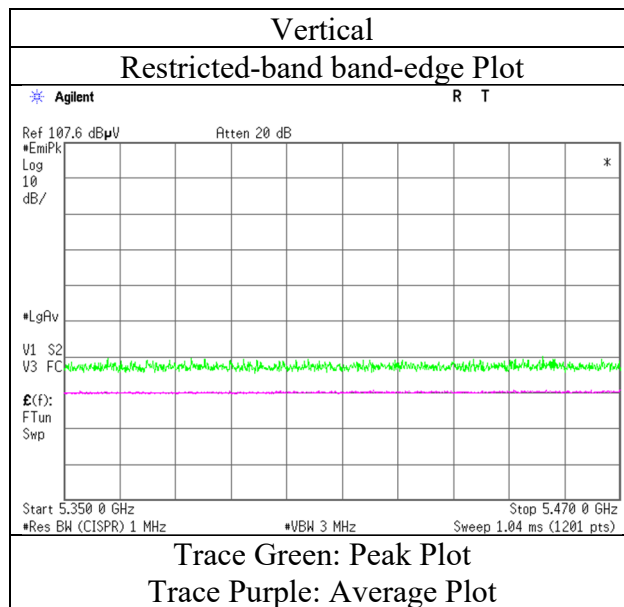
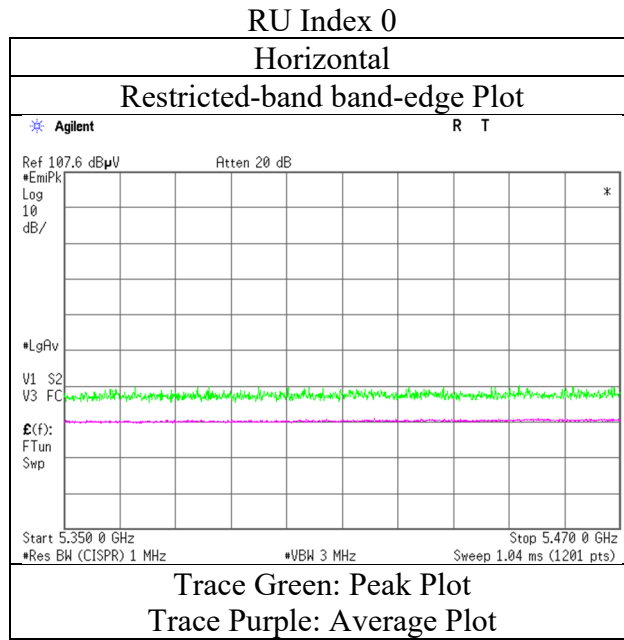
*QP detector was used up to 1GHz.

*1) Not Out of Band emission(Leakage Power)

Distance factor: 1 GHz - 10 GHz $20\log(3.65 \text{ m} / 3.0 \text{ m}) = 1.71 \text{ dB}$

Radiated Spurious Emission

Test place Ise EMC Lab.
Semi Anechoic Chamber No.2
Date January 31, 2022
Temperature / Humidity 22 deg. C / 44 % RH
Engineer Junya Okuno
 (1 GHz - 10 GHz)
Mode Tx 11ax-80 5530 MHz (26-tone RU)



* The measurement was conducted for a sufficiently long enough time to detect any possible spurious emissions. Final result of restricted band edge was shown in tabular data.

Radiated Spurious Emission

Test place	Ise EMC Lab.
Semi Anechoic Chamber	No.2
Date	January 31, 2022
Temperature / Humidity	22 deg. C / 44 % RH
Engineer	Junya Okuno
	(1 GHz - 10 GHz)
Mode	Tx 11ax-80 5530 MHz (52-tone RU)

RU Index 37

Polarity	Frequency	Reading (QP / PK)	Reading (AV)	Ant. Factor	Loss	Gain	Duty Factor	Result (QP / PK)	Result (AV)	Limit (QP / PK)	Limit (AV)	Margin (QP / PK)	Margin (AV)	Remark
[Hori/Vert]	[MHz]	[dBuV]	[dBuV]	[dB/m]	[dB]	[dB]	[dB]	[dBuV/m]	[dBuV/m]	[dBuV/m]	[dBuV/m]	[dB]	[dB]	
Hori.	5460.0	46.4	37.7	31.8	5.5	33.5	0.3	50.1	41.8	68.2	53.9	18.1	12.2	*1)
Hori.	5470.0	46.9	-	31.8	5.5	33.5	-	50.7	-	68.2	-	17.5	-	
Vert.	5460.0	45.8	36.8	31.8	5.5	33.5	0.3	49.5	40.8	68.2	53.9	18.7	13.1	*1)
Vert.	5470.0	46.0	-	31.8	5.5	33.5	-	49.7	-	68.2	-	18.5	-	

Result (QP / PK) = Reading + Ant Factor + Loss (Cable+Attenuator+Filter+Distance factor(above 1 GHz)) - Gain(Amplifier)

Result (AV)= Reading + Ant Factor + Loss (Cable+Attenuator+Filter+Distance factor(above 1 GHz)) - Gain(Amplifier) + Duty factor

*Other frequency noises omitted in this report were not seen or had enough margin (more than 20 dB).

*QP detector was used up to 1GHz.

*1) Not Out of Band emission(Leakage Power)

Distance factor: 1 GHz - 10 GHz $20\log(3.65 \text{ m} / 3.0 \text{ m}) = 1.71 \text{ dB}$