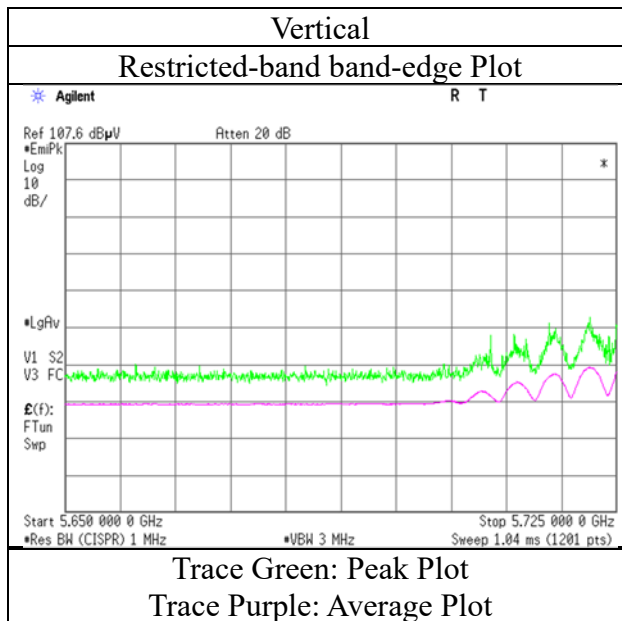
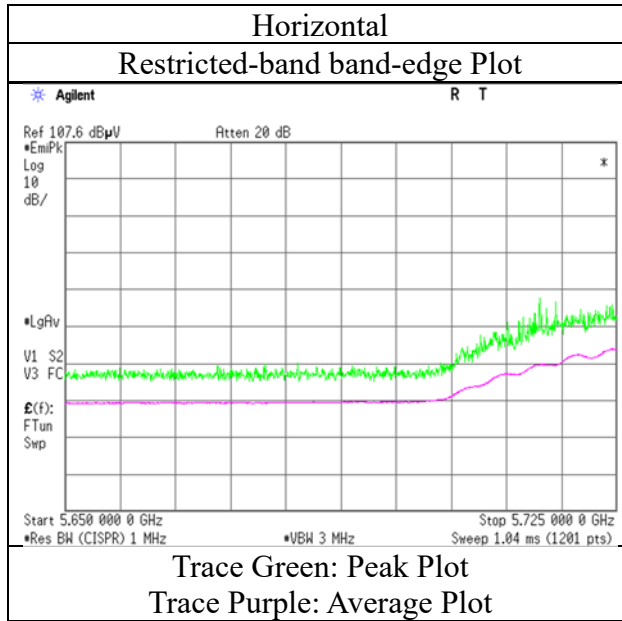


### Radiated Spurious Emission

Test place	Ise EMC Lab.
Semi Anechoic Chamber	No.2
Date	January 19, 2023
Temperature / Humidity	20 deg. C / 51 % RH
Engineer	Hiroki Numata (1 GHz - 10 GHz)
Mode	Tx 11ax-40 5755 MHz (484-tone RU)

#### RU Index 65



\* The measurement was conducted for a sufficiently long enough time to detect any possible spurious emissions. Final result of restricted band edge was shown in tabular data.

## Radiated Spurious Emission

Test place	Ise EMC Lab.
Semi Anechoic Chamber	No.2
Date	January 19, 2023
Temperature / Humidity	20 deg. C / 51 % RH
Engineer	Hiroki Numata (1 GHz - 10 GHz)
Mode	Tx 11ax-40 5795 MHz (26-tone RU)

### RU Index 17

Polarity	Frequency	Reading (QP / PK)	Reading (AV)	Ant. Factor	Loss	Gain	Duty Factor	Result (QP / PK)	Result (AV)	Limit (QP / PK)	Limit (AV)	Margin (QP / PK)	Margin (AV)	Remark
[Hori/Vert]	[MHz]	[dBuV]	[dBuV]	[dB/m]	[dB]	[dB]	[dB]	[dBuV/m]	[dBuV/m]	[dBuV/m]	[dBuV/m]	[dB]	[dB]	
Hori.	5850.0	42.3	-	32.4	5.9	33.9	-	46.6	-	122.2	-	75.7	-	
Hori.	5855.0	42.8	-	32.4	5.9	33.9	-	47.1	-	110.8	-	63.7	-	
Hori.	5875.0	42.8	-	32.4	5.9	33.9	-	47.2	-	105.2	-	58.0	-	
Hori.	5925.0	42.5	-	32.5	5.9	33.9	-	47.0	-	68.2	-	21.3	-	
Vert.	5850.0	42.6	-	32.4	5.9	33.9	-	46.9	-	122.2	-	75.3	-	
Vert.	5855.0	43.2	-	32.4	5.9	33.9	-	47.5	-	110.8	-	63.3	-	
Vert.	5875.0	42.3	-	32.4	5.9	33.9	-	46.7	-	105.2	-	58.5	-	
Vert.	5925.0	41.8	-	32.5	5.9	33.9	-	46.2	-	68.2	-	22.0	-	

Result (QP / PK) = Reading + Ant Factor + Loss (Cable+Attenuator+Filter+Distance factor(above 1 GHz)) - Gain(Amplifier)

Result (AV)= Reading + Ant Factor + Loss (Cable+Attenuator+Filter+Distance factor(above 1 GHz)) - Gain(Amplifier) + Duty factor

\*Other frequency noises omitted in this report were not seen or had enough margin (more than 20 dB).

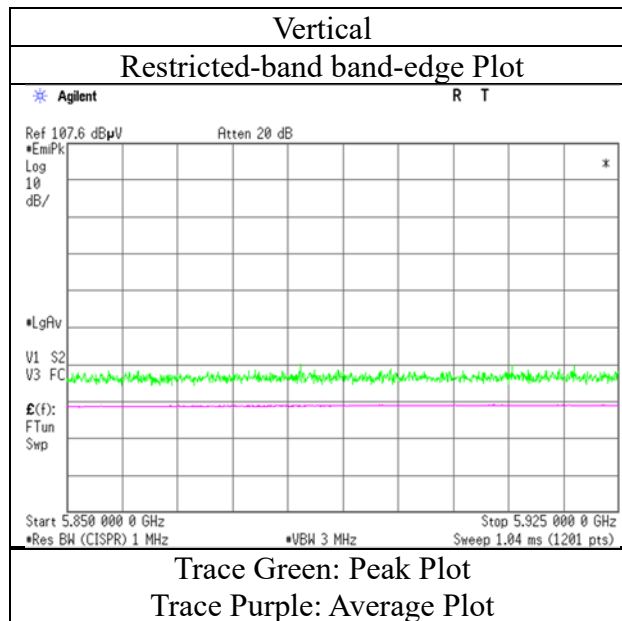
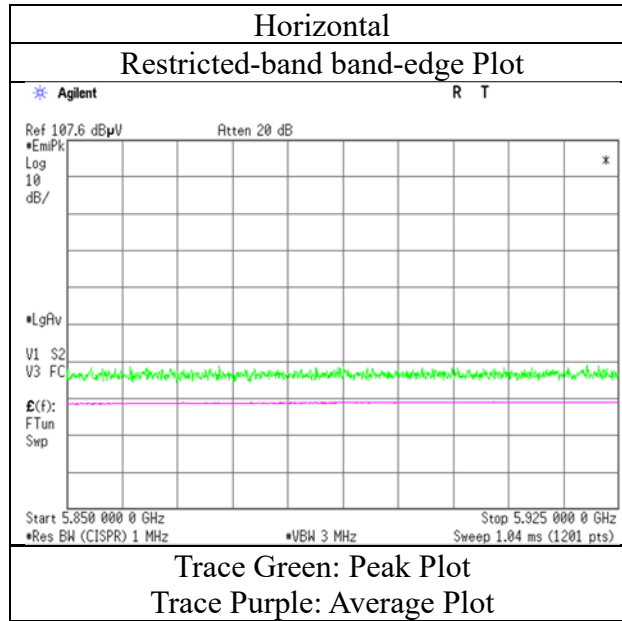
\*QP detector was used up to 1GHz.

Distance factor:            1 GHz - 10 GHz             $20\log(3.7\text{ m} / 3.0\text{ m}) = 1.83\text{ dB}$

### Radiated Spurious Emission

Test place	Ise EMC Lab.
Semi Anechoic Chamber	No.2
Date	January 19, 2023
Temperature / Humidity	20 deg. C / 51 % RH
Engineer	Hiroki Numata
Mode	(1 GHz - 10 GHz) Tx 11ax-40 5795 MHz (26-tone RU)

#### RU Index 17



\* The measurement was conducted for a sufficiently long enough time to detect any possible spurious emissions. Final result of restricted band edge was shown in tabular data.

## Radiated Spurious Emission

Test place	Ise EMC Lab.
Semi Anechoic Chamber	No.2
Date	January 19, 2023
Temperature / Humidity	20 deg. C / 51 % RH
Engineer	Hiroki Numata (1 GHz - 10 GHz)
Mode	Tx 11ax-40 5795 MHz (52-tone RU)

### RU Index 44

Polarity	Frequency	Reading (QP / PK)	Reading (AV)	Ant. Factor	Loss	Gain	Duty Factor	Result (QP / PK)	Result (AV)	Limit (QP / PK)	Limit (AV)	Margin (QP / PK)	Margin (AV)	Remark
[Hori/Vert]	[MHz]	[dBuV]	[dBuV]	[dB/m]	[dB]	[dB]	[dB]	[dBuV/m]	[dBuV/m]	[dBuV/m]	[dBuV/m]	[dB]	[dB]	
Hori.	5850.0	42.9	-	32.4	5.9	33.9	-	47.2	-	122.2	-	75.0	-	
Hori.	5855.0	41.8	-	32.4	5.9	33.9	-	46.1	-	110.8	-	64.7	-	
Hori.	5875.0	42.4	-	32.4	5.9	33.9	-	46.7	-	105.2	-	58.5	-	
Hori.	5925.0	42.8	-	32.5	5.9	33.9	-	47.2	-	68.2	-	21.0	-	
Vert.	5850.0	42.2	-	32.4	5.9	33.9	-	46.5	-	122.2	-	75.7	-	
Vert.	5855.0	42.0	-	32.4	5.9	33.9	-	46.3	-	110.8	-	64.5	-	
Vert.	5875.0	42.4	-	32.4	5.9	33.9	-	46.8	-	105.2	-	58.4	-	
Vert.	5925.0	42.0	-	32.5	5.9	33.9	-	46.4	-	68.2	-	21.8	-	

Result (QP / PK) = Reading + Ant Factor + Loss (Cable+Attenuator+Filter+Distance factor(above 1 GHz)) - Gain(Amplifier)

Result (AV)= Reading + Ant Factor + Loss (Cable+Attenuator+Filter+Distance factor(above 1 GHz)) - Gain(Amplifier) + Duty factor

\*Other frequency noises omitted in this report were not seen or had enough margin (more than 20 dB).

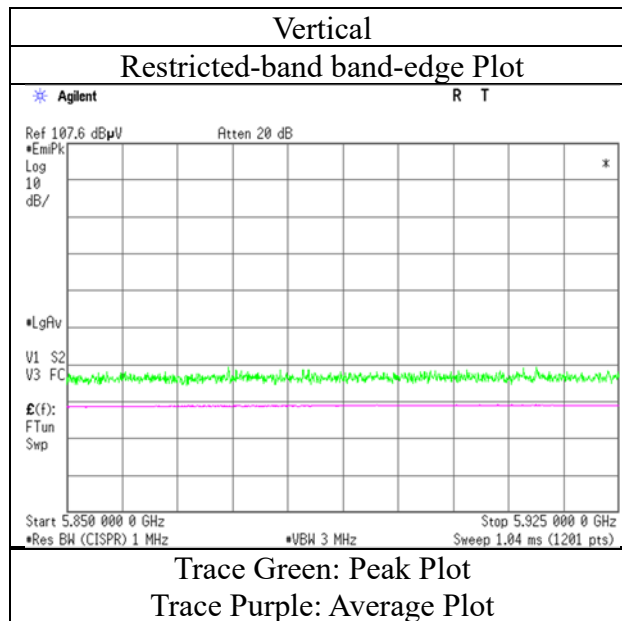
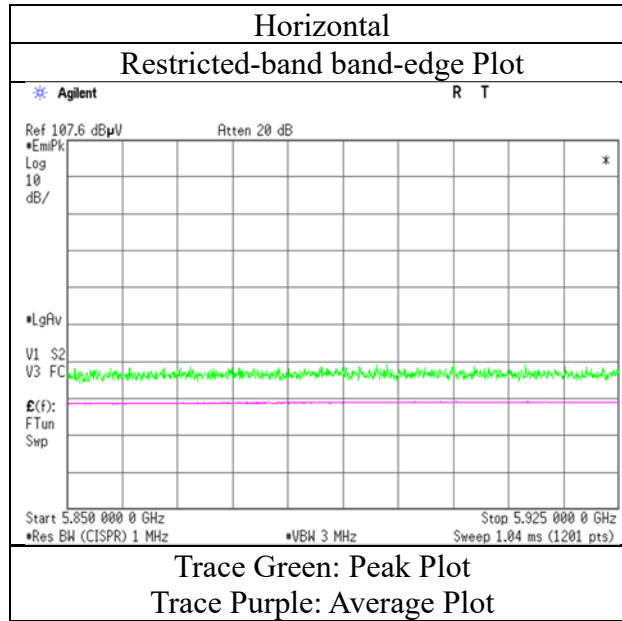
\*QP detector was used up to 1GHz.

Distance factor:            1 GHz - 10 GHz             $20\log(3.7\text{ m} / 3.0\text{ m}) = 1.83\text{ dB}$

### Radiated Spurious Emission

Test place	Ise EMC Lab.
Semi Anechoic Chamber	No.2
Date	January 19, 2023
Temperature / Humidity	20 deg. C / 51 % RH
Engineer	Hiroki Numata (1 GHz - 10 GHz)
Mode	Tx 11ax-40 5795 MHz (52-tone RU)

#### RU Index 44



\* The measurement was conducted for a sufficiently long enough time to detect any possible spurious emissions. Final result of restricted band edge was shown in tabular data.

## Radiated Spurious Emission

Test place	Ise EMC Lab.
Semi Anechoic Chamber	No.2
Date	January 19, 2023
Temperature / Humidity	20 deg. C / 51 % RH
Engineer	Hiroki Numata (1 GHz - 10 GHz)
Mode	Tx 11ax-40 5795 MHz (106-tone RU)

### RU Index 56

Polarity	Frequency	Reading (QP / PK)	Reading (AV)	Ant. Factor	Loss	Gain	Duty Factor	Result (QP / PK)	Result (AV)	Limit (QP / PK)	Limit (AV)	Margin (QP / PK)	Margin (AV)	Remark
[Hori/Vert]	[MHz]	[dBuV]	[dBuV]	[dB/m]	[dB]	[dB]	[dB]	[dBuV/m]	[dBuV/m]	[dBuV/m]	[dBuV/m]	[dB]	[dB]	
Hori.	5850.0	42.9	-	32.4	5.9	33.9	-	47.2	-	122.2	-	75.0	-	
Hori.	5855.0	42.3	-	32.4	5.9	33.9	-	46.7	-	110.8	-	64.2	-	
Hori.	5875.0	42.9	-	32.4	5.9	33.9	-	47.2	-	105.2	-	58.0	-	
Hori.	5925.0	42.9	-	32.5	5.9	33.9	-	47.3	-	68.2	-	20.9	-	
Vert.	5850.0	43.0	-	32.4	5.9	33.9	-	47.3	-	122.2	-	74.9	-	
Vert.	5855.0	43.2	-	32.4	5.9	33.9	-	47.5	-	110.8	-	63.3	-	
Vert.	5875.0	42.5	-	32.4	5.9	33.9	-	46.9	-	105.2	-	58.4	-	
Vert.	5925.0	42.4	-	32.5	5.9	33.9	-	46.8	-	68.2	-	21.4	-	

Result (QP / PK) = Reading + Ant Factor + Loss (Cable+Attenuator+Filter+Distance factor(above 1 GHz)) - Gain(Amplifier)

Result (AV)= Reading + Ant Factor + Loss (Cable+Attenuator+Filter+Distance factor(above 1 GHz)) - Gain(Amplifier) + Duty factor

\*Other frequency noises omitted in this report were not seen or had enough margin (more than 20 dB).

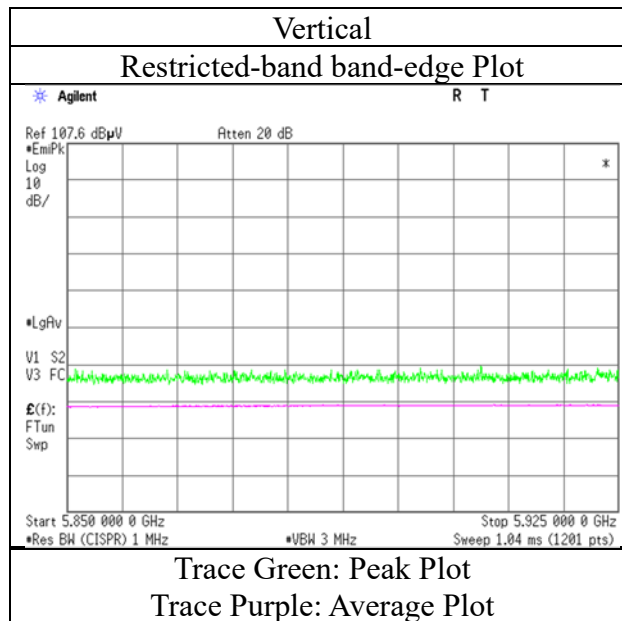
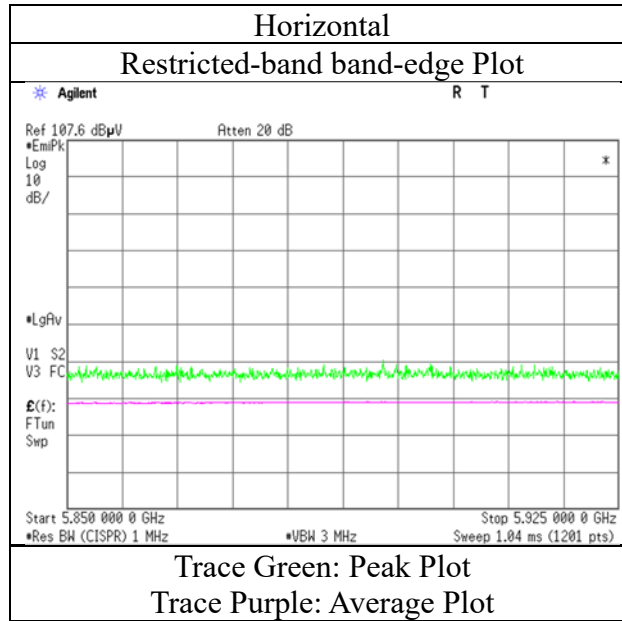
\*QP detector was used up to 1GHz.

Distance factor:            1 GHz - 10 GHz             $20\log(3.7\text{ m} / 3.0\text{ m}) = 1.83\text{ dB}$

### Radiated Spurious Emission

Test place	Ise EMC Lab.
Semi Anechoic Chamber	No.2
Date	January 19, 2023
Temperature / Humidity	20 deg. C / 51 % RH
Engineer	Hiroki Numata (1 GHz - 10 GHz)
Mode	Tx 11ax-40 5795 MHz (106-tone RU)

#### RU Index 56



\* The measurement was conducted for a sufficiently long enough time to detect any possible spurious emissions. Final result of restricted band edge was shown in tabular data.

## Radiated Spurious Emission

Test place	Ise EMC Lab.
Semi Anechoic Chamber	No.2
Date	January 19, 2023
Temperature / Humidity	20 deg. C / 51 % RH
Engineer	Hiroki Numata (1 GHz - 10 GHz)
Mode	Tx 11ax-40 5795 MHz (242-tone RU)

### RU Index 62

Polarity	Frequency	Reading (QP / PK)	Reading (AV)	Ant. Factor	Loss	Gain	Duty Factor	Result (QP / PK)	Result (AV)	Limit (QP / PK)	Limit (AV)	Margin (QP / PK)	Margin (AV)	Remark
[Hori/Vert]	[MHz]	[dBuV]	[dBuV]	[dB/m]	[dB]	[dB]	[dB]	[dBuV/m]	[dBuV/m]	[dBuV/m]	[dBuV/m]	[dB]	[dB]	
Hori.	5850.0	43.7	-	32.4	5.9	33.9	-	48.0	-	122.2	-	74.2	-	
Hori.	5855.0	44.1	-	32.4	5.9	33.9	-	48.4	-	110.8	-	62.4	-	
Hori.	5875.0	43.2	-	32.4	5.9	33.9	-	47.5	-	105.2	-	57.7	-	
Hori.	5925.0	43.0	-	32.5	5.9	33.9	-	47.4	-	68.2	-	20.8	-	
Vert.	5850.0	42.2	-	32.4	5.9	33.9	-	46.5	-	122.2	-	75.8	-	
Vert.	5855.0	42.3	-	32.4	5.9	33.9	-	46.7	-	110.8	-	64.2	-	
Vert.	5875.0	42.7	-	32.4	5.9	33.9	-	47.0	-	105.2	-	58.2	-	
Vert.	5925.0	41.9	-	32.5	5.9	33.9	-	46.3	-	68.2	-	21.9	-	

Result (QP / PK) = Reading + Ant Factor + Loss (Cable+Attenuator+Filter+Distance factor(above 1 GHz)) - Gain(Amplifier)

Result (AV)= Reading + Ant Factor + Loss (Cable+Attenuator+Filter+Distance factor(above 1 GHz)) - Gain(Amplifier) + Duty factor

\*Other frequency noises omitted in this report were not seen or had enough margin (more than 20 dB).

\*QP detector was used up to 1GHz.

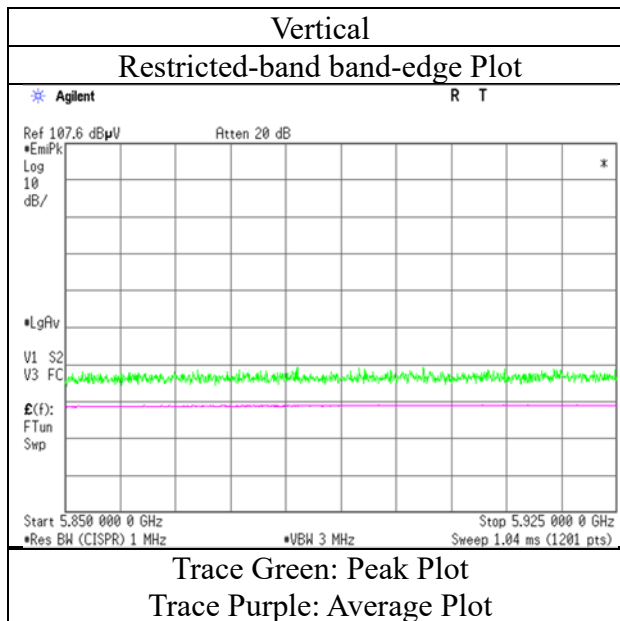
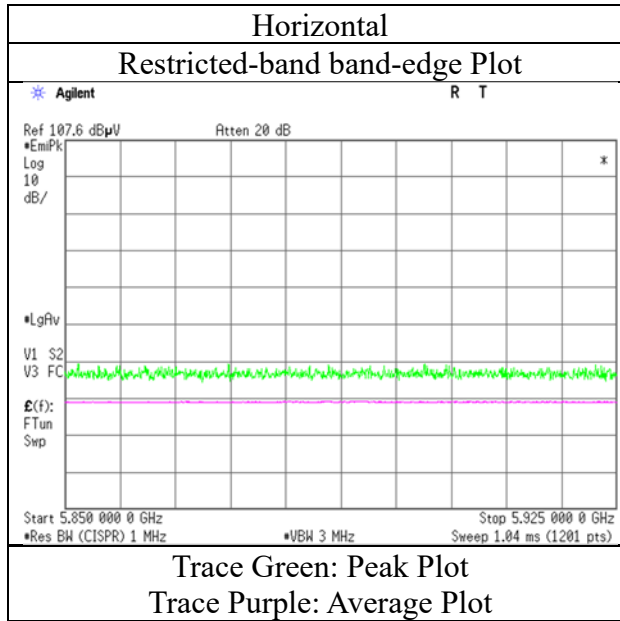
Distance factor:            1 GHz - 10 GHz             $20\log(3.7\text{ m} / 3.0\text{ m}) = 1.83\text{ dB}$



### Radiated Spurious Emission

Test place	Ise EMC Lab.
Semi Anechoic Chamber	No.2
Date	January 19, 2023
Temperature / Humidity	20 deg. C / 51 % RH
Engineer	Hiroki Numata (1 GHz - 10 GHz)
Mode	Tx 11ax-40 5795 MHz (242-tone RU)

#### RU Index 62



\* The measurement was conducted for a sufficiently long enough time to detect any possible spurious emissions. Final result of restricted band edge was shown in tabular data.

## Radiated Spurious Emission

Test place	Ise EMC Lab.
Semi Anechoic Chamber	No.2
Date	January 19, 2023
Temperature / Humidity	20 deg. C / 51 % RH
Engineer	Hiroki Numata
	(1 GHz - 10 GHz)
Mode	Tx 11ax-40 5795 MHz (484-tone RU)

### RU Index 65

Polarity	Frequency	Reading (QP / PK)	Reading (AV)	Ant. Factor	Loss	Gain	Duty Factor	Result (QP / PK)	Result (AV)	Limit (QP / PK)	Limit (AV)	Margin (QP / PK)	Margin (AV)	Remark
[Hori/Vert]	[MHz]	[dBuV]	[dBuV]	[dB/m]	[dB]	[dB]	[dB]	[dBuV/m]	[dBuV/m]	[dBuV/m]	[dBuV/m]	[dB]	[dB]	
Hori.	5850.0	47.2	-	32.4	5.9	33.9	-	51.5	-	122.2	-	70.7	-	
Hori.	5855.0	44.6	-	32.4	5.9	33.9	-	48.9	-	110.8	-	61.9	-	
Hori.	5875.0	43.6	-	32.4	5.9	33.9	-	48.0	-	105.2	-	57.3	-	
Hori.	5925.0	42.3	-	32.5	5.9	33.9	-	46.7	-	68.2	-	21.5	-	
Vert.	5850.0	45.6	-	32.4	5.9	33.9	-	49.9	-	122.2	-	72.4	-	
Vert.	5855.0	44.2	-	32.4	5.9	33.9	-	48.5	-	110.8	-	62.3	-	
Vert.	5875.0	43.5	-	32.4	5.9	33.9	-	47.8	-	105.2	-	57.4	-	
Vert.	5925.0	43.8	-	32.5	5.9	33.9	-	48.3	-	68.2	-	20.0	-	

Result (QP / PK) = Reading + Ant Factor + Loss (Cable+Attenuator+Filter+Distance factor(above 1 GHz)) - Gain(Amplifier)

Result (AV)= Reading + Ant Factor + Loss (Cable+Attenuator+Filter+Distance factor(above 1 GHz)) - Gain(Amplifier) + Duty factor

\*Other frequency noises omitted in this report were not seen or had enough margin (more than 20 dB).

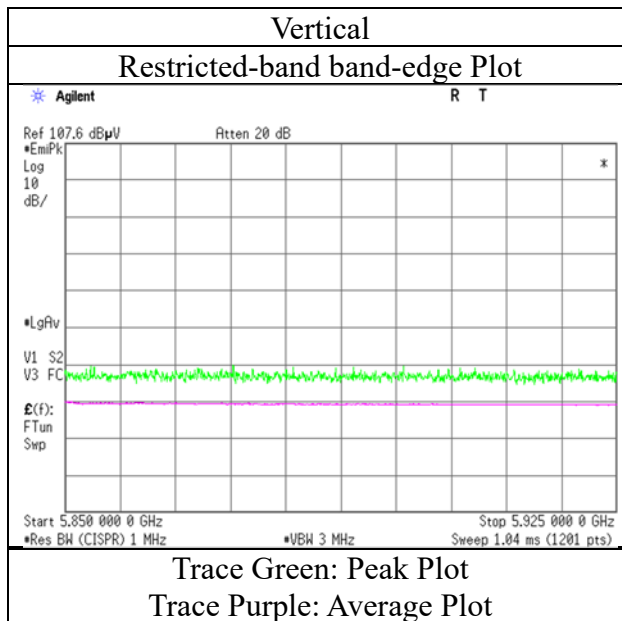
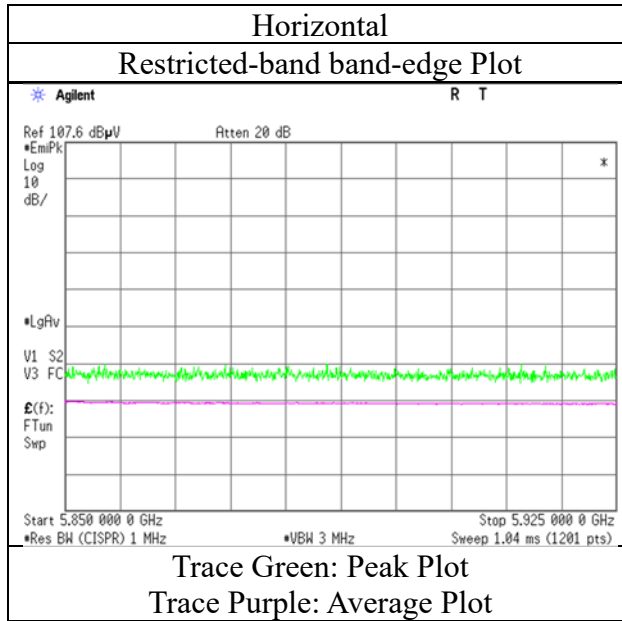
\*QP detector was used up to 1GHz.

Distance factor:            1 GHz - 10 GHz             $20\log(3.7\text{ m} / 3.0\text{ m}) = 1.83\text{ dB}$

### Radiated Spurious Emission

Test place	Ise EMC Lab.
Semi Anechoic Chamber	No.2
Date	January 19, 2023
Temperature / Humidity	20 deg. C / 51 % RH
Engineer	Hiroki Numata (1 GHz - 10 GHz)
Mode	Tx 11ax-40 5795 MHz (484-tone RU)

#### RU Index 65



\* The measurement was conducted for a sufficiently long enough time to detect any possible spurious emissions. Final result of restricted band edge was shown in tabular data.

## Radiated Spurious Emission

Test place	Ise EMC Lab.
Semi Anechoic Chamber	No.2
Date	January 19, 2023
Temperature / Humidity	25 deg. C / 51 % RH
Engineer	Kiyoshiro Okazaki (1 GHz - 10 GHz)
Mode	Tx 11ax-80 5210 MHz (26-tone RU)

### RU Index 0

Polarity	Frequency	Reading (QP / PK)	Reading (AV)	Ant. Factor	Loss	Gain	Duty Factor	Result (QP / PK)	Result (AV)	Limit (QP / PK)	Limit (AV)	Margin (QP / PK)	Margin (AV)	Remark
[Hori/Vert]	[MHz]	[dBuV]	[dBuV]	[dB/m]	[dB]	[dB]	[dB]	[dBuV/m]	[dBuV/m]	[dBuV/m]	[dBuV/m]	[dB]	[dB]	
Hori.	5150.0	43.5	33.8	32.1	5.7	34.1	0.3	47.2	37.7	73.9	53.9	26.7	16.2	*1)
Vert.	5150.0	42.8	33.5	32.1	5.7	34.1	0.3	46.4	37.4	73.9	53.9	27.5	16.5	*1)

Result (QP / PK) = Reading + Ant Factor + Loss (Cable+Attenuator+Filter+Distance factor(above 1 GHz)) - Gain(Amplifier)

Result (AV)= Reading + Ant Factor + Loss (Cable+Attenuator+Filter+Distance factor(above 1 GHz)) - Gain(Amplifier) + Duty factor

\*Other frequency noises omitted in this report were not seen or had enough margin (more than 20 dB).

\*QP detector was used up to 1GHz.

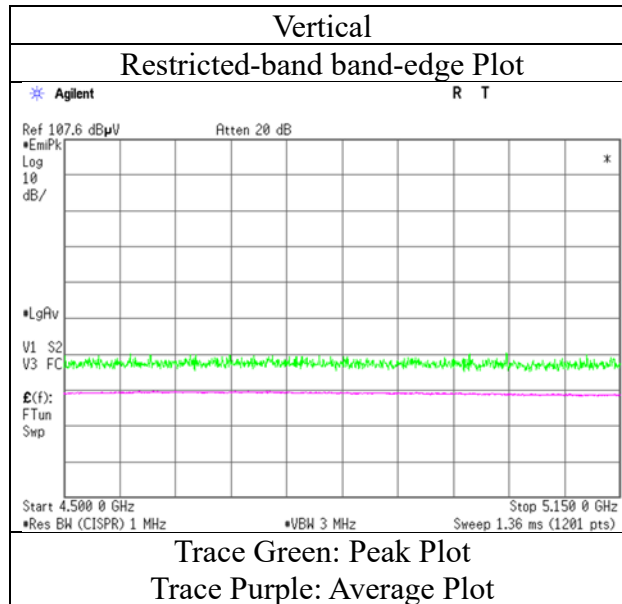
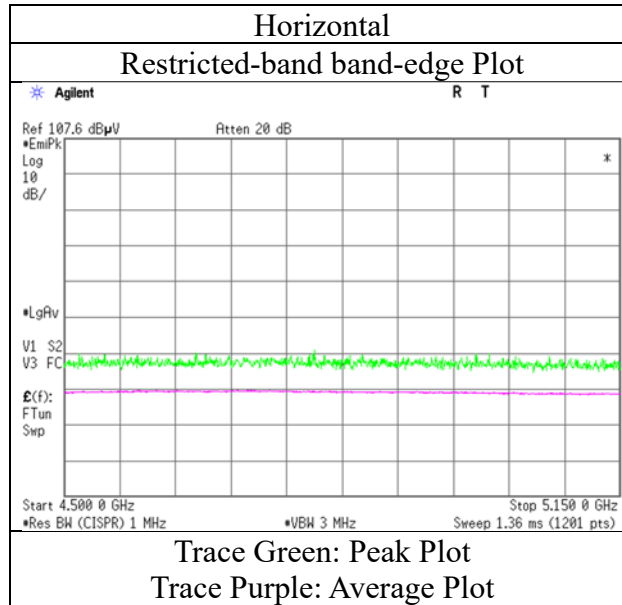
\*1) Not Out of Band emission(Leakage Power)

Distance factor:            1 GHz - 10 GHz             $20\log(3.7\text{ m} / 3.0\text{ m}) = 1.83\text{ dB}$

### Radiated Spurious Emission

Test place	Ise EMC Lab.
Semi Anechoic Chamber	No.2
Date	January 19, 2023
Temperature / Humidity	25 deg. C / 51 % RH
Engineer	Kiyoshiro Okazaki (1 GHz - 10 GHz)
Mode	Tx 11ax-80 5210 MHz (26-tone RU)

#### RU Index 0



\* The measurement was conducted for a sufficiently long enough time to detect any possible spurious emissions. Final result of restricted band edge was shown in tabular data.

## Radiated Spurious Emission

Test place	Ise EMC Lab.
Semi Anechoic Chamber	No.2
Date	January 19, 2023
Temperature / Humidity	25 deg. C / 51 % RH
Engineer	Kiyoshiro Okazaki (1 GHz - 10 GHz)
Mode	Tx 11ax-80 5210 MHz (52-tone RU)

### RU Index 37

Polarity	Frequency	Reading (QP / PK)	Reading (AV)	Ant. Factor	Loss	Gain	Duty Factor	Result (QP / PK)	Result (AV)	Limit (QP / PK)	Limit (AV)	Margin (QP / PK)	Margin (AV)	Remark
[Hori/Vert]	[MHz]	[dBuV]	[dBuV]	[dB/m]	[dB]	[dB]	[dB]	[dBuV/m]	[dBuV/m]	[dBuV/m]	[dBuV/m]	[dB]	[dB]	
Hori.	5150.0	42.9	33.6	32.1	5.7	34.1	0.3	46.6	37.5	73.9	53.9	27.3	16.4	*1)
Vert.	5150.0	42.9	33.7	32.1	5.7	34.1	0.3	46.5	37.6	73.9	53.9	27.4	16.3	*1)

Result (QP / PK) = Reading + Ant Factor + Loss (Cable+Attenuator+Filter+Distance factor(above 1 GHz)) - Gain(Amplifier)

Result (AV)= Reading + Ant Factor + Loss (Cable+Attenuator+Filter+Distance factor(above 1 GHz)) - Gain(Amplifier) + Duty factor

\*Other frequency noises omitted in this report were not seen or had enough margin (more than 20 dB).

\*QP detector was used up to 1GHz.

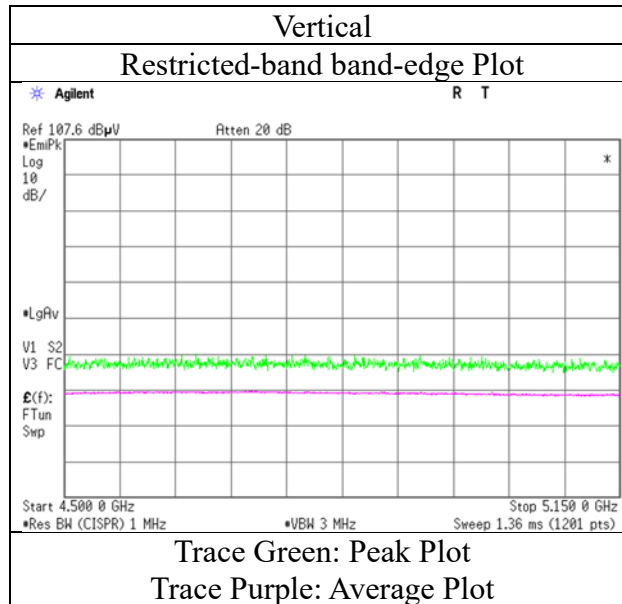
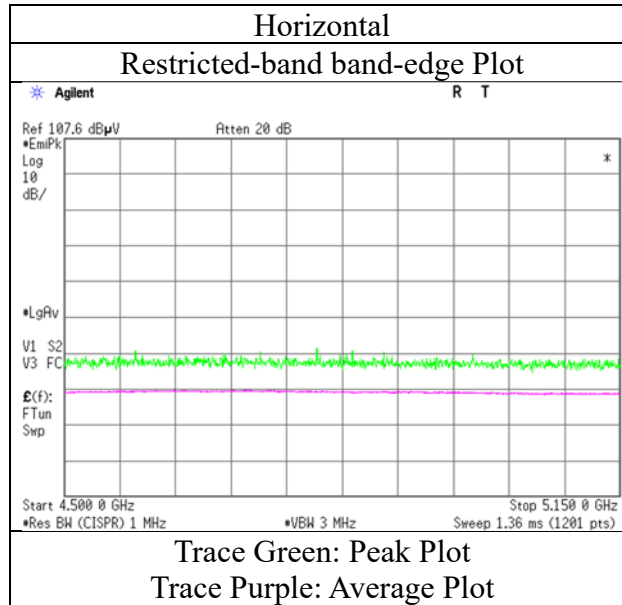
\*1) Not Out of Band emission(Leakage Power)

Distance factor:            1 GHz - 10 GHz             $20\log(3.7\text{ m} / 3.0\text{ m}) = 1.83\text{ dB}$

## Radiated Spurious Emission

Test place	Ise EMC Lab.
Semi Anechoic Chamber	No.2
Date	January 19, 2023
Temperature / Humidity	25 deg. C / 51 % RH
Engineer	Kiyoshiro Okazaki (1 GHz - 10 GHz)
Mode	Tx 11ax-80 5210 MHz (52-tone RU)

### RU Index 37



\* The measurement was conducted for a sufficiently long enough time to detect any possible spurious emissions. Final result of restricted band edge was shown in tabular data.

## Radiated Spurious Emission

Test place	Ise EMC Lab.
Semi Anechoic Chamber	No.2
Date	January 19, 2023
Temperature / Humidity	25 deg. C / 51 % RH
Engineer	Kiyoshiro Okazaki (1 GHz - 10 GHz)
Mode	Tx 11ax-80 5210 MHz (106-tone RU)

### RU Index 53

Polarity	Frequency	Reading (QP / PK)	Reading (AV)	Ant. Factor	Loss	Gain	Duty Factor	Result (QP / PK)	Result (AV)	Limit (QP / PK)	Limit (AV)	Margin (QP / PK)	Margin (AV)	Remark
[Hori/Vert]	[MHz]	[dBuV]	[dBuV]	[dB/m]	[dB]	[dB]	[dB]	[dBuV/m]	[dBuV/m]	[dBuV/m]	[dBuV/m]	[dB]	[dB]	
Hori.	5150.0	43.3	34.1	32.1	5.7	34.1	0.3	47.0	38.0	73.9	53.9	26.9	15.9	*1)
Vert.	5150.0	42.5	33.8	32.1	5.7	34.1	0.3	46.2	37.7	73.9	53.9	27.7	16.2	*1)

Result (QP / PK) = Reading + Ant Factor + Loss (Cable+Attenuator+Filter+Distance factor(above 1 GHz)) - Gain(Amplifier)

Result (AV)= Reading + Ant Factor + Loss (Cable+Attenuator+Filter+Distance factor(above 1 GHz)) - Gain(Amplifier) + Duty factor

\*Other frequency noises omitted in this report were not seen or had enough margin (more than 20 dB).

\*QP detector was used up to 1GHz.

\*1) Not Out of Band emission(Leakage Power)

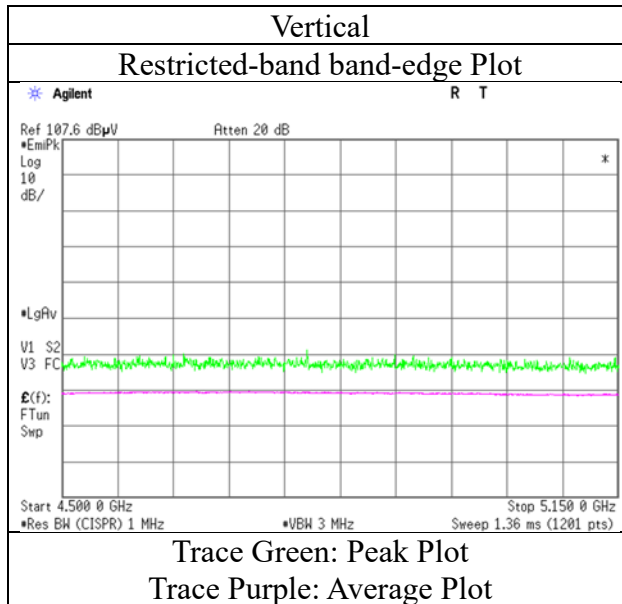
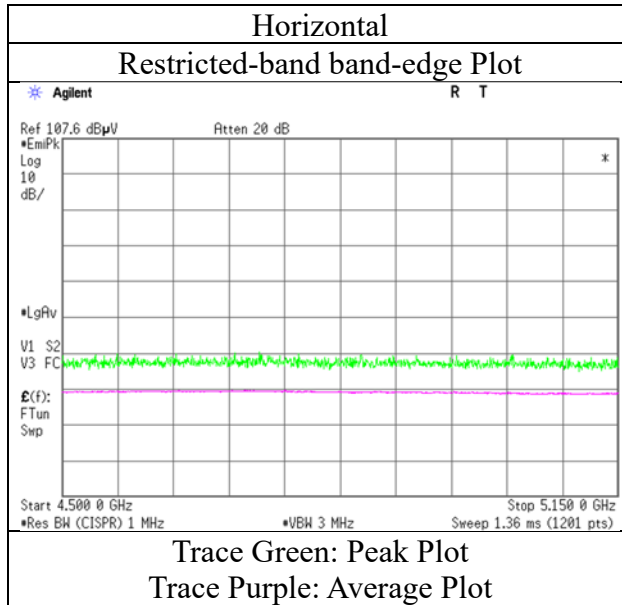
Distance factor:            1 GHz - 10 GHz             $20\log(3.7\text{ m} / 3.0\text{ m}) = 1.83\text{ dB}$



### Radiated Spurious Emission

Test place	Ise EMC Lab.
Semi Anechoic Chamber	No.2
Date	January 19, 2023
Temperature / Humidity	25 deg. C / 51 % RH
Engineer	Kiyoshiro Okazaki (1 GHz - 10 GHz)
Mode	Tx 11ax-80 5210 MHz (106-tone RU)

#### RU Index 53



\* The measurement was conducted for a sufficiently long enough time to detect any possible spurious emissions. Final result of restricted band edge was shown in tabular data.

## Radiated Spurious Emission

Test place	Ise EMC Lab.
Semi Anechoic Chamber	No.2
Date	January 19, 2023
Temperature / Humidity	25 deg. C / 51 % RH
Engineer	Kiyoshiro Okazaki (1 GHz - 10 GHz)
Mode	Tx 11ax-80 5210 MHz (242-tone RU)

### RU Index 61

Polarity	Frequency	Reading (QP / PK)	Reading (AV)	Ant. Factor	Loss	Gain	Duty Factor	Result (QP / PK)	Result (AV)	Limit (QP / PK)	Limit (AV)	Margin (QP / PK)	Margin (AV)	Remark
[Hori/Vert]	[MHz]	[dBuV]	[dBuV]	[dB/m]	[dB]	[dB]	[dB]	[dBuV/m]	[dBuV/m]	[dBuV/m]	[dBuV/m]	[dB]	[dB]	
Hori.	5150.0	43.1	34.2	32.1	5.7	34.1	0.3	46.8	38.1	73.9	53.9	27.1	15.8	*1)
Vert.	5150.0	43.3	34.0	32.1	5.7	34.1	0.3	47.0	37.9	73.9	53.9	26.9	16.0	*1)

Result (QP / PK) = Reading + Ant Factor + Loss (Cable+Attenuator+Filter+Distance factor(above 1 GHz)) - Gain(Amplifier)

Result (AV)= Reading + Ant Factor + Loss (Cable+Attenuator+Filter+Distance factor(above 1 GHz)) - Gain(Amplifier) + Duty factor

\*Other frequency noises omitted in this report were not seen or had enough margin (more than 20 dB).

\*QP detector was used up to 1GHz.

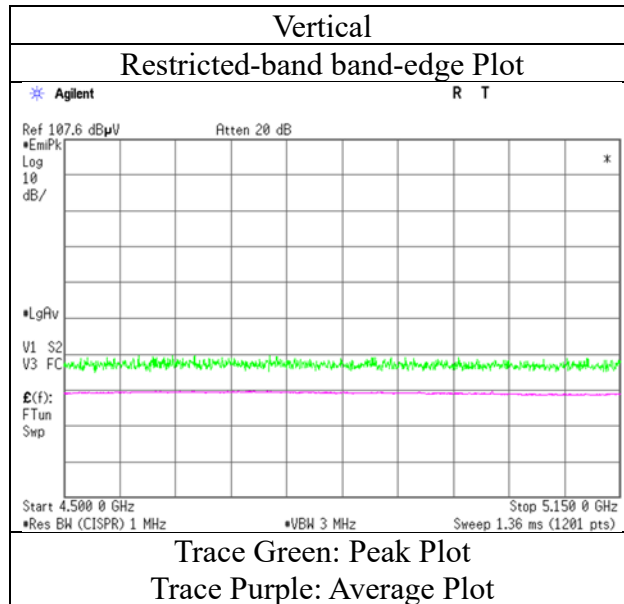
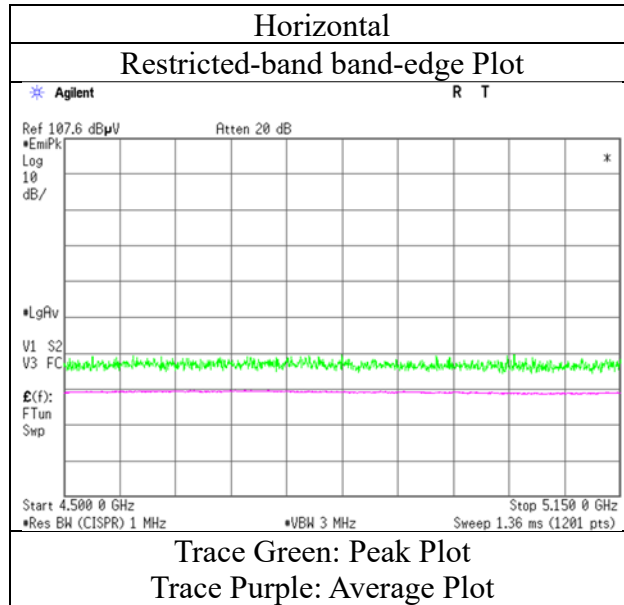
\*1) Not Out of Band emission(Leakage Power)

Distance factor:            1 GHz - 10 GHz             $20\log(3.7\text{ m} / 3.0\text{ m}) = 1.83\text{ dB}$

## Radiated Spurious Emission

Test place	Ise EMC Lab.
Semi Anechoic Chamber	No.2
Date	January 19, 2023
Temperature / Humidity	25 deg. C / 51 % RH
Engineer	Kiyoshiro Okazaki (1 GHz - 10 GHz)
Mode	Tx 11ax-80 5210 MHz (242-tone RU)

### RU Index 61



\* The measurement was conducted for a sufficiently long enough time to detect any possible spurious emissions. Final result of restricted band edge was shown in tabular data.

## Radiated Spurious Emission

Test place	Ise EMC Lab.
Semi Anechoic Chamber	No.2
Date	January 19, 2023
Temperature / Humidity	25 deg. C / 51 % RH
Engineer	Kiyoshiro Okazaki (1 GHz - 10 GHz)
Mode	Tx 11ax-80 5210 MHz (484-tone RU)

### RU Index 65

Polarity	Frequency	Reading (QP / PK)	Reading (AV)	Ant. Factor	Loss	Gain	Duty Factor	Result (QP / PK)	Result (AV)	Limit (QP / PK)	Limit (AV)	Margin (QP / PK)	Margin (AV)	Remark
[Hori/Vert]	[MHz]	[dBuV]	[dBuV]	[dB/m]	[dB]	[dB]	[dB]	[dBuV/m]	[dBuV/m]	[dBuV/m]	[dBuV/m]	[dB]	[dB]	
Hori.	5150.0	44.2	35.4	32.1	5.7	34.1	0.3	47.8	39.3	73.9	53.9	26.1	14.6	*1)
Vert.	5150.0	43.0	34.4	32.1	5.7	34.1	0.3	46.7	38.3	73.9	53.9	27.2	15.6	*1)

Result (QP / PK) = Reading + Ant Factor + Loss (Cable+Attenuator+Filter+Distance factor(above 1 GHz)) - Gain(Amplifier)

Result (AV)= Reading + Ant Factor + Loss (Cable+Attenuator+Filter+Distance factor(above 1 GHz)) - Gain(Amplifier) + Duty factor

\*Other frequency noises omitted in this report were not seen or had enough margin (more than 20 dB).

\*QP detector was used up to 1GHz.

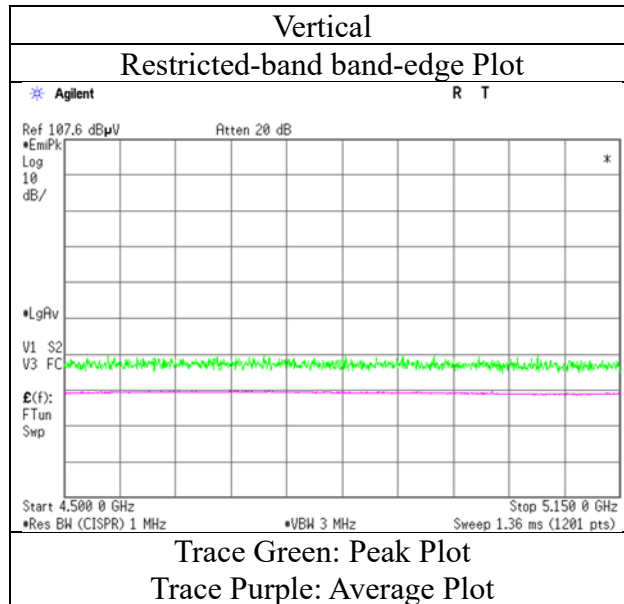
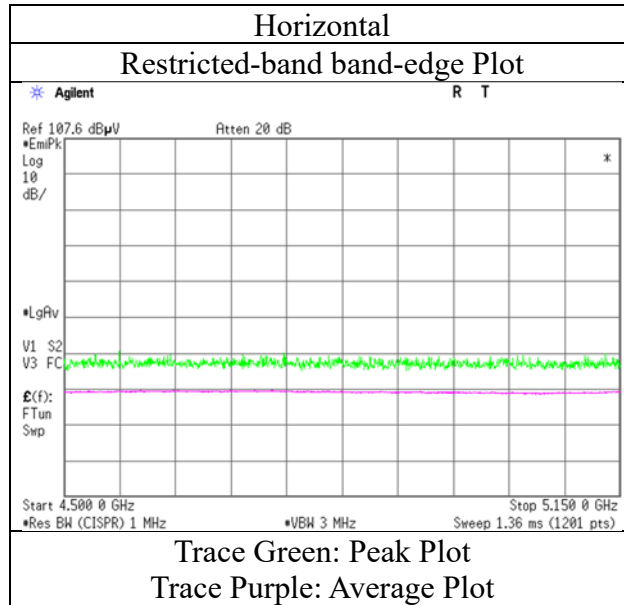
\*1) Not Out of Band emission(Leakage Power)

Distance factor:            1 GHz - 10 GHz             $20\log(3.7\text{ m} / 3.0\text{ m}) = 1.83\text{ dB}$

### Radiated Spurious Emission

Test place	Ise EMC Lab.
Semi Anechoic Chamber	No.2
Date	January 19, 2023
Temperature / Humidity	25 deg. C / 51 % RH
Engineer	Kiyoshiro Okazaki (1 GHz - 10 GHz)
Mode	Tx 11ax-80 5210 MHz (484-tone RU)

#### RU Index 65



\* The measurement was conducted for a sufficiently long enough time to detect any possible spurious emissions. Final result of restricted band edge was shown in tabular data.

## Radiated Spurious Emission

Test place	Ise EMC Lab.
Semi Anechoic Chamber	No.2
Date	January 19, 2023
Temperature / Humidity	25 deg. C / 51 % RH
Engineer	Kiyoshiro Okazaki (1 GHz - 10 GHz)
Mode	Tx 11ax-80 5210 MHz (996-tone RU)

### RU Index 67

Polarity	Frequency	Reading (QP / PK)	Reading (AV)	Ant. Factor	Loss	Gain	Duty Factor	Result (QP / PK)	Result (AV)	Limit (QP / PK)	Limit (AV)	Margin (QP / PK)	Margin (AV)	Remark
[Hori/Vert]	[MHz]	[dBuV]	[dBuV]	[dB/m]	[dB]	[dB]	[dB]	[dBuV/m]	[dBuV/m]	[dBuV/m]	[dBuV/m]	[dB]	[dB]	
Hori.	5150.0	49.0	37.0	32.1	5.7	34.1	0.3	52.6	40.9	73.9	53.9	21.3	13.0	*1)
Vert.	5150.0	44.6	35.1	32.1	5.7	34.1	0.3	48.2	39.0	73.9	53.9	25.7	15.0	*1)

Result (QP / PK) = Reading + Ant Factor + Loss (Cable+Attenuator+Filter+Distance factor(above 1 GHz)) - Gain(Amplifier)

Result (AV)= Reading + Ant Factor + Loss (Cable+Attenuator+Filter+Distance factor(above 1 GHz)) - Gain(Amplifier) + Duty factor

\*Other frequency noises omitted in this report were not seen or had enough margin (more than 20 dB).

\*QP detector was used up to 1GHz.

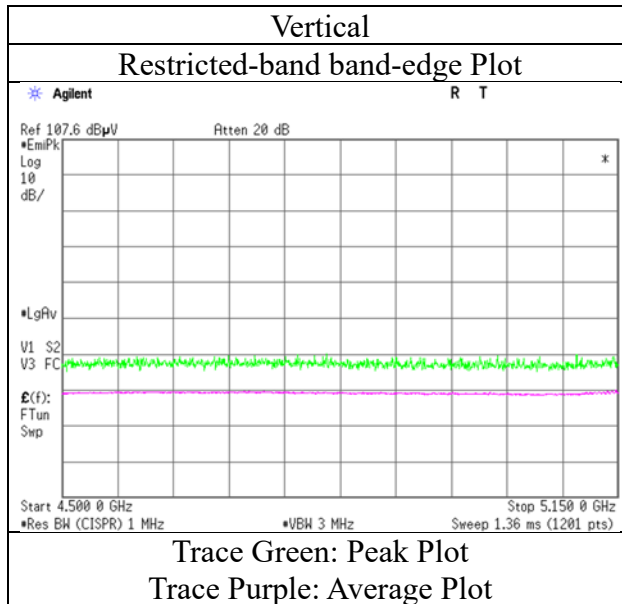
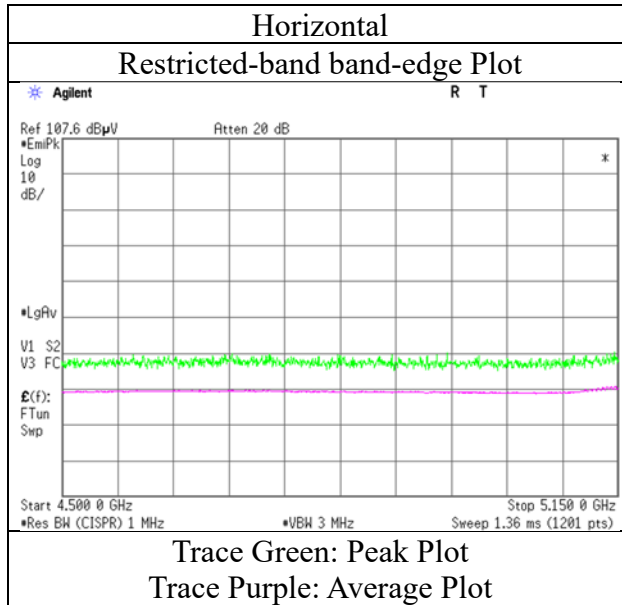
\*1) Not Out of Band emission(Leakage Power)

Distance factor:            1 GHz - 10 GHz             $20\log(3.7\text{ m} / 3.0\text{ m}) = 1.83\text{ dB}$

### Radiated Spurious Emission

Test place	Ise EMC Lab.
Semi Anechoic Chamber	No.2
Date	January 19, 2023
Temperature / Humidity	25 deg. C / 51 % RH
Engineer	Kiyoshiro Okazaki (1 GHz - 10 GHz)
Mode	Tx 11ax-80 5210 MHz (996-tone RU)

#### RU Index 67



\* The measurement was conducted for a sufficiently long enough time to detect any possible spurious emissions. Final result of restricted band edge was shown in tabular data.

## Radiated Spurious Emission

Test place	Ise EMC Lab.
Semi Anechoic Chamber	No.2
Date	January 19, 2023
Temperature / Humidity	25 deg. C / 51 % RH
Engineer	Kiyoshiro Okazaki (1 GHz - 10 GHz)
Mode	Tx 11ax-80 5290 MHz (26-tone RU)

### RU Index 36

Polarity	Frequency	Reading (QP / PK)	Reading (AV)	Ant. Factor	Loss	Gain	Duty Factor	Result (QP / PK)	Result (AV)	Limit (QP / PK)	Limit (AV)	Margin (QP / PK)	Margin (AV)	Remark
[Hori/Vert]	[MHz]	[dBuV]	[dBuV]	[dB/m]	[dB]	[dB]	[dB]	[dBuV/m]	[dBuV/m]	[dBuV/m]	[dBuV/m]	[dB]	[dB]	
Hori.	5350.0	43.3	34.4	31.8	5.7	34.0	0.3	46.9	38.2	73.9	53.9	27.1	15.7	*1)
Vert.	5350.0	44.2	34.3	31.8	5.7	34.0	0.3	47.8	38.1	73.9	53.9	26.1	15.8	*1)

Result (QP / PK) = Reading + Ant Factor + Loss (Cable+Attenuator+Filter+Distance factor(above 1 GHz)) - Gain(Amplifier)

Result (AV)= Reading + Ant Factor + Loss (Cable+Attenuator+Filter+Distance factor(above 1 GHz)) - Gain(Amplifier) + Duty factor

\*Other frequency noises omitted in this report were not seen or had enough margin (more than 20 dB).

\*QP detector was used up to 1GHz.

\*1) Not Out of Band emission(Leakage Power)

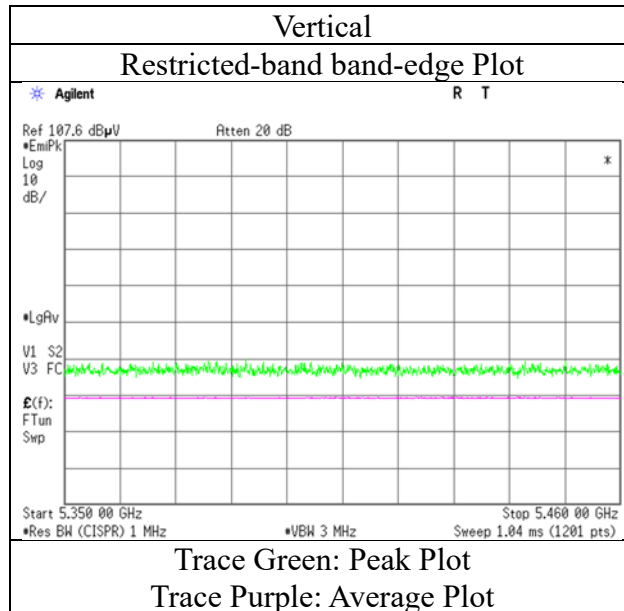
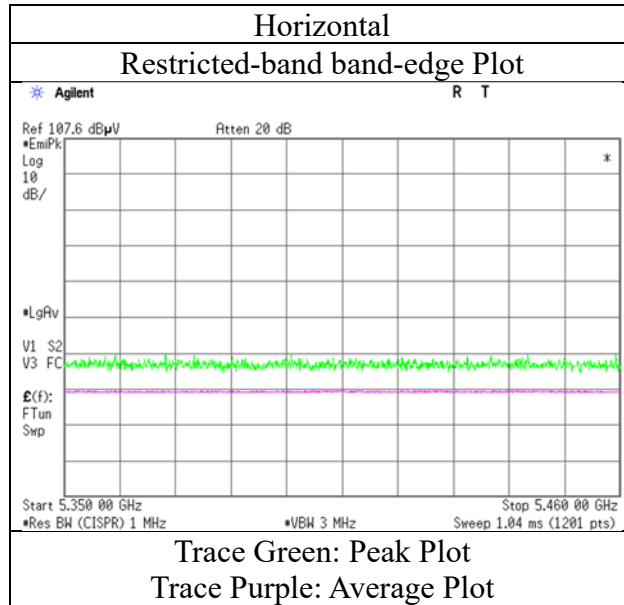
Distance factor:            1 GHz - 10 GHz             $20\log(3.7\text{ m} / 3.0\text{ m}) = 1.83\text{ dB}$



### Radiated Spurious Emission

Test place	Ise EMC Lab.
Semi Anechoic Chamber	No.2
Date	January 19, 2023
Temperature / Humidity	25 deg. C / 51 % RH
Engineer	Kiyoshiro Okazaki (1 GHz - 10 GHz)
Mode	Tx 11ax-80 5290 MHz (26-tone RU)

#### RU Index 36



\* The measurement was conducted for a sufficiently long enough time to detect any possible spurious emissions. Final result of restricted band edge was shown in tabular data.

## Radiated Spurious Emission

Test place	Ise EMC Lab.
Semi Anechoic Chamber	No.2
Date	January 19, 2023
Temperature / Humidity	25 deg. C / 51 % RH
Engineer	Kiyoshiro Okazaki (1 GHz - 10 GHz)
Mode	Tx 11ax-80 5290 MHz (52-tone RU)

### RU Index 52

Polarity	Frequency	Reading (QP / PK)	Reading (AV)	Ant. Factor	Loss	Gain	Duty Factor	Result (QP / PK)	Result (AV)	Limit (QP / PK)	Limit (AV)	Margin (QP / PK)	Margin (AV)	Remark
[Hori/Vert]	[MHz]	[dBuV]	[dBuV]	[dB/m]	[dB]	[dB]	[dB]	[dBuV/m]	[dBuV/m]	[dBuV/m]	[dBuV/m]	[dB]	[dB]	
Hori.	5350.0	44.7	34.8	31.8	5.7	34.0	0.3	48.2	38.6	73.9	53.9	25.7	15.3	*1)
Vert.	5350.0	45.0	34.5	31.8	5.7	34.0	0.3	48.6	38.3	73.9	53.9	25.3	15.6	*1)

Result (QP / PK) = Reading + Ant Factor + Loss (Cable+Attenuator+Filter+Distance factor(above 1 GHz)) - Gain(Amplifier)

Result (AV)= Reading + Ant Factor + Loss (Cable+Attenuator+Filter+Distance factor(above 1 GHz)) - Gain(Amplifier) + Duty factor

\*Other frequency noises omitted in this report were not seen or had enough margin (more than 20 dB).

\*QP detector was used up to 1GHz.

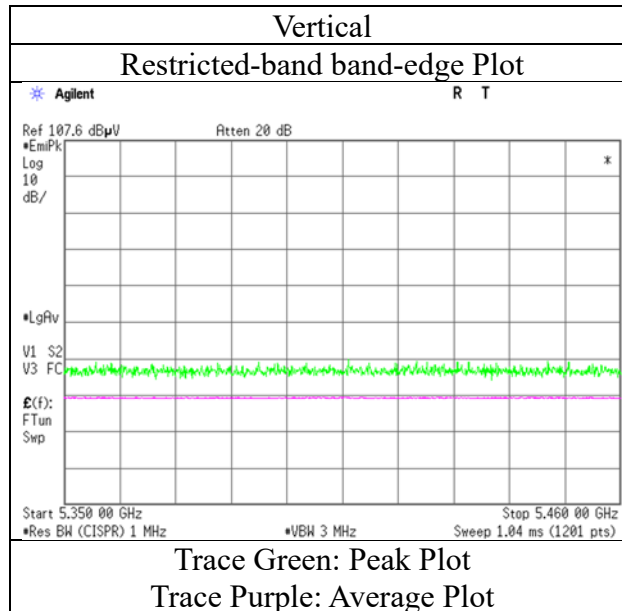
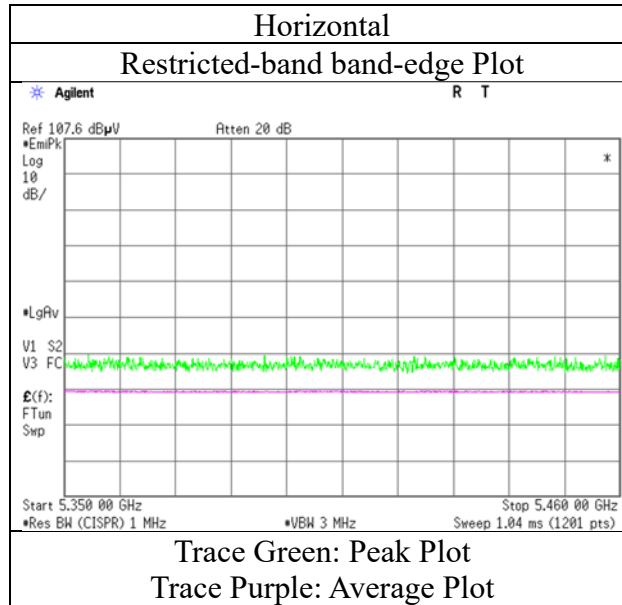
\*1) Not Out of Band emission(Leakage Power)

Distance factor:            1 GHz - 10 GHz             $20\log(3.7\text{ m} / 3.0\text{ m}) = 1.83\text{ dB}$

### Radiated Spurious Emission

Test place	Ise EMC Lab.
Semi Anechoic Chamber	No.2
Date	January 19, 2023
Temperature / Humidity	25 deg. C / 51 % RH
Engineer	Kiyoshiro Okazaki (1 GHz - 10 GHz)
Mode	Tx 11ax-80 5290 MHz (52-tone RU)

#### RU Index 52



\* The measurement was conducted for a sufficiently long enough time to detect any possible spurious emissions. Final result of restricted band edge was shown in tabular data.

## Radiated Spurious Emission

Test place	Ise EMC Lab.
Semi Anechoic Chamber	No.2
Date	January 19, 2023
Temperature / Humidity	25 deg. C / 51 % RH
Engineer	Kiyoshiro Okazaki (1 GHz - 10 GHz)
Mode	Tx 11ax-80 5290 MHz (106-tone RU)

### RU Index 60

Polarity	Frequency	Reading (QP / PK)	Reading (AV)	Ant. Factor	Loss	Gain	Duty Factor	Result (QP / PK)	Result (AV)	Limit (QP / PK)	Limit (AV)	Margin (QP / PK)	Margin (AV)	Remark
[Hori/Vert]	[MHz]	[dBuV]	[dBuV]	[dB/m]	[dB]	[dB]	[dB]	[dBuV/m]	[dBuV/m]	[dBuV/m]	[dBuV/m]	[dB]	[dB]	
Hori.	5350.0	44.9	35.1	31.8	5.7	34.0	0.3	48.4	38.9	73.9	53.9	25.5	15.0	*1)
Vert.	5350.0	43.6	34.5	31.8	5.7	34.0	0.3	47.1	38.3	73.9	53.9	26.8	15.6	*1)

Result (QP / PK) = Reading + Ant Factor + Loss (Cable+Attenuator+Filter+Distance factor(above 1 GHz)) - Gain(Amplifier)

Result (AV)= Reading + Ant Factor + Loss (Cable+Attenuator+Filter+Distance factor(above 1 GHz)) - Gain(Amplifier) + Duty factor

\*Other frequency noises omitted in this report were not seen or had enough margin (more than 20 dB).

\*QP detector was used up to 1GHz.

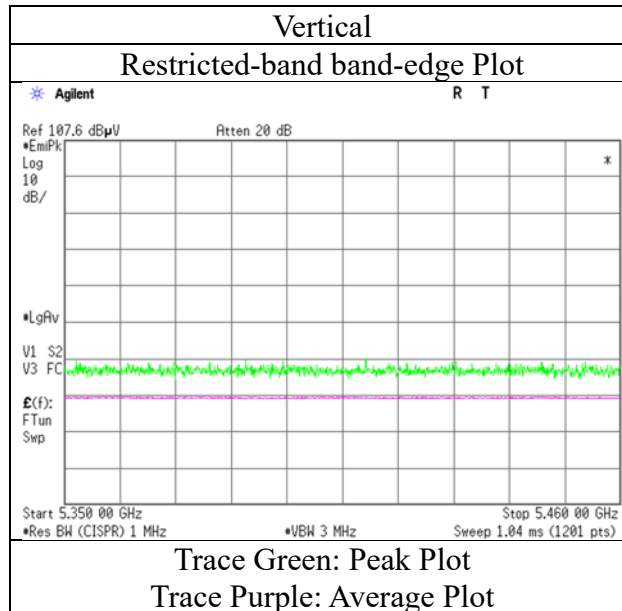
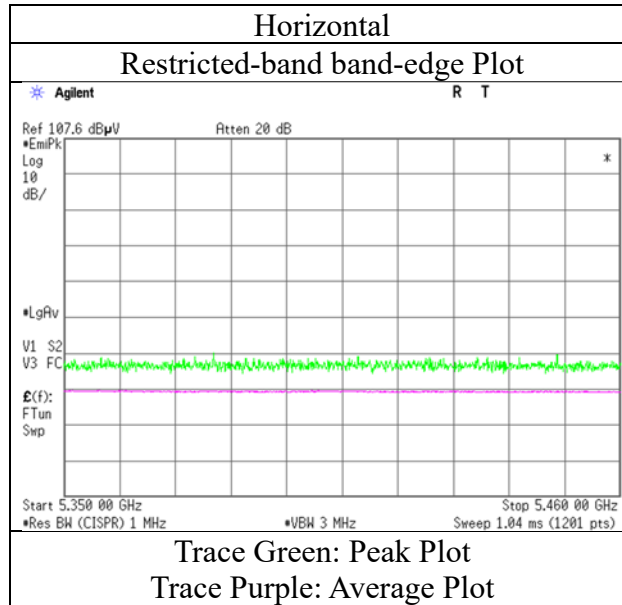
\*1) Not Out of Band emission(Leakage Power)

Distance factor:            1 GHz - 10 GHz             $20\log(3.7\text{ m} / 3.0\text{ m}) = 1.83\text{ dB}$

## Radiated Spurious Emission

Test place	Ise EMC Lab.
Semi Anechoic Chamber	No.2
Date	January 19, 2023
Temperature / Humidity	25 deg. C / 51 % RH
Engineer	Kiyoshiro Okazaki (1 GHz - 10 GHz)
Mode	Tx 11ax-80 5290 MHz (106-tone RU)

### RU Index 60



\* The measurement was conducted for a sufficiently long enough time to detect any possible spurious emissions. Final result of restricted band edge was shown in tabular data.

## Radiated Spurious Emission

Test place	Ise EMC Lab.
Semi Anechoic Chamber	No.2
Date	January 19, 2023
Temperature / Humidity	25 deg. C / 51 % RH
Engineer	Kiyoshiro Okazaki (1 GHz - 10 GHz)
Mode	Tx 11ax-80 5290 MHz (242-tone RU)

### RU Index 64

Polarity	Frequency	Reading (QP / PK)	Reading (AV)	Ant. Factor	Loss	Gain	Duty Factor	Result (QP / PK)	Result (AV)	Limit (QP / PK)	Limit (AV)	Margin (QP / PK)	Margin (AV)	Remark
[Hori/Vert]	[MHz]	[dBuV]	[dBuV]	[dB/m]	[dB]	[dB]	[dB]	[dBuV/m]	[dBuV/m]	[dBuV/m]	[dBuV/m]	[dB]	[dB]	
Hori.	5350.0	45.2	36.5	31.8	5.7	34.0	0.3	48.8	40.3	73.9	53.9	25.1	13.6	*1)
Vert.	5350.0	44.5	35.2	31.8	5.7	34.0	0.3	48.1	39.0	73.9	53.9	25.9	15.0	*1)

Result (QP / PK) = Reading + Ant Factor + Loss (Cable+Attenuator+Filter+Distance factor(above 1 GHz)) - Gain(Amplifier)

Result (AV)= Reading + Ant Factor + Loss (Cable+Attenuator+Filter+Distance factor(above 1 GHz)) - Gain(Amplifier) + Duty factor

\*Other frequency noises omitted in this report were not seen or had enough margin (more than 20 dB).

\*QP detector was used up to 1GHz.

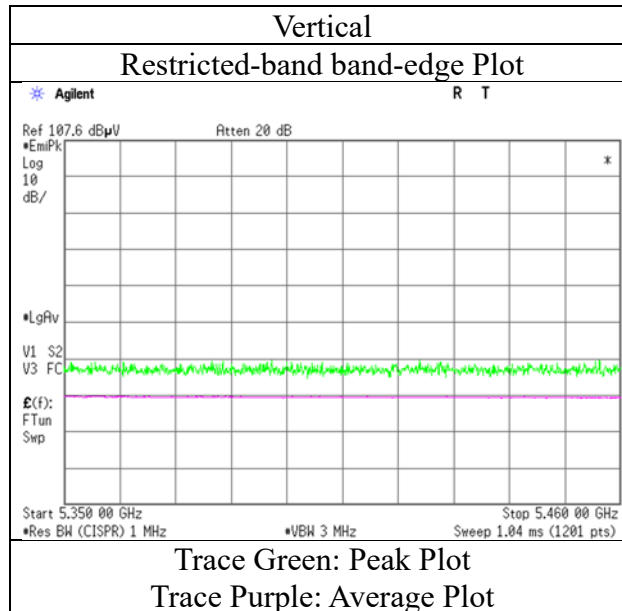
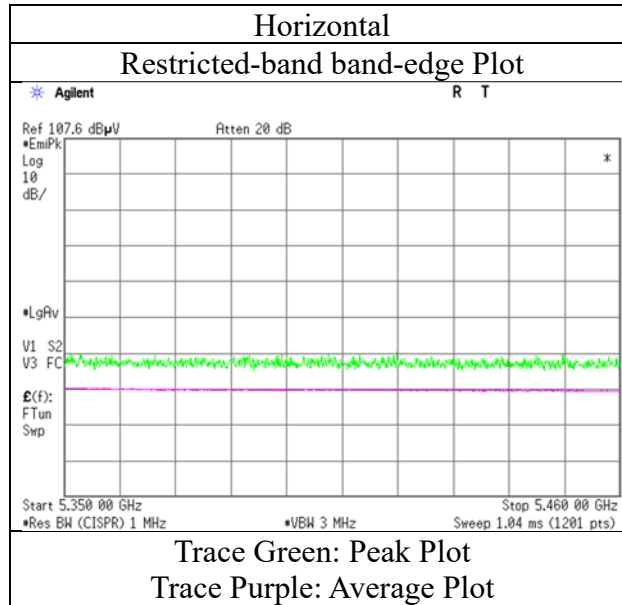
\*1) Not Out of Band emission(Leakage Power)

Distance factor:            1 GHz - 10 GHz             $20\log(3.7\text{ m} / 3.0\text{ m}) = 1.83\text{ dB}$

### Radiated Spurious Emission

Test place	Ise EMC Lab.
Semi Anechoic Chamber	No.2
Date	January 19, 2023
Temperature / Humidity	25 deg. C / 51 % RH
Engineer	Kiyoshiro Okazaki (1 GHz - 10 GHz)
Mode	Tx 11ax-80 5290 MHz (242-tone RU)

#### RU Index 64



\* The measurement was conducted for a sufficiently long enough time to detect any possible spurious emissions. Final result of restricted band edge was shown in tabular data.

## Radiated Spurious Emission

Test place	Ise EMC Lab.
Semi Anechoic Chamber	No.2
Date	January 19, 2023
Temperature / Humidity	25 deg. C / 51 % RH
Engineer	Kiyoshiro Okazaki (1 GHz - 10 GHz)
Mode	Tx 11ax-80 5290 MHz (484-tone RU)

### RU Index 66

Polarity	Frequency	Reading (QP / PK)	Reading (AV)	Ant. Factor	Loss	Gain	Duty Factor	Result (QP / PK)	Result (AV)	Limit (QP / PK)	Limit (AV)	Margin (QP / PK)	Margin (AV)	Remark
[Hori/Vert]	[MHz]	[dBuV]	[dBuV]	[dB/m]	[dB]	[dB]	[dB]	[dBuV/m]	[dBuV/m]	[dBuV/m]	[dBuV/m]	[dB]	[dB]	
Hori.	5350.0	49.0	39.2	31.8	5.7	34.0	0.3	52.5	43.0	73.9	53.9	21.4	10.9	*1)
Vert.	5350.0	48.2	37.3	31.8	5.7	34.0	0.3	51.7	41.1	73.9	53.9	22.2	12.8	*1)

Result (QP / PK) = Reading + Ant Factor + Loss (Cable+Attenuator+Filter+Distance factor(above 1 GHz)) - Gain(Amplifier)

Result (AV)= Reading + Ant Factor + Loss (Cable+Attenuator+Filter+Distance factor(above 1 GHz)) - Gain(Amplifier) + Duty factor

\*Other frequency noises omitted in this report were not seen or had enough margin (more than 20 dB).

\*QP detector was used up to 1GHz.

\*1) Not Out of Band emission(Leakage Power)

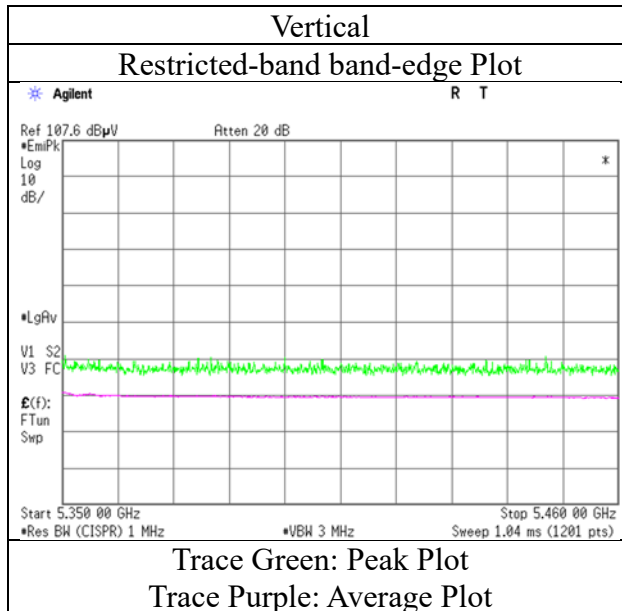
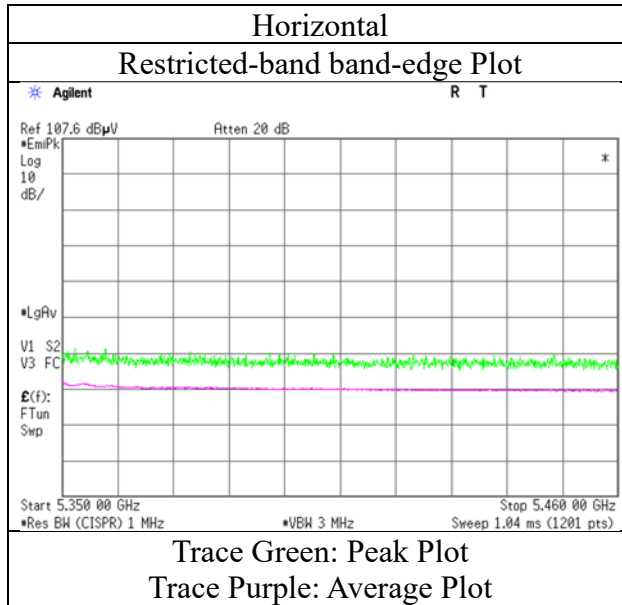
Distance factor:            1 GHz - 10 GHz             $20\log(3.7\text{ m} / 3.0\text{ m}) = 1.83\text{ dB}$



### Radiated Spurious Emission

Test place	Ise EMC Lab.
Semi Anechoic Chamber	No.2
Date	January 19, 2023
Temperature / Humidity	25 deg. C / 51 % RH
Engineer	Kiyoshiro Okazaki (1 GHz - 10 GHz)
Mode	Tx 11ax-80 5290 MHz (484-tone RU)

#### RU Index 66



\* The measurement was conducted for a sufficiently long enough time to detect any possible spurious emissions. Final result of restricted band edge was shown in tabular data.

## Radiated Spurious Emission

Test place	Ise EMC Lab.
Semi Anechoic Chamber	No.2
Date	January 19, 2023
Temperature / Humidity	25 deg. C / 51 % RH
Engineer	Kiyoshiro Okazaki (1 GHz - 10 GHz)
Mode	Tx 11ax-80 5290 MHz (996-tone RU)

### RU Index 67

Polarity	Frequency	Reading (QP / PK)	Reading (AV)	Ant. Factor	Loss	Gain	Duty Factor	Result (QP / PK)	Result (AV)	Limit (QP / PK)	Limit (AV)	Margin (QP / PK)	Margin (AV)	Remark
[Hori/Vert]	[MHz]	[dBuV]	[dBuV]	[dB/m]	[dB]	[dB]	[dB]	[dBuV/m]	[dBuV/m]	[dBuV/m]	[dBuV/m]	[dB]	[dB]	
Hori.	5350.0	57.8	45.2	31.8	5.7	34.0	0.3	61.3	49.0	73.9	53.9	12.6	4.9	*1)
Vert.	5350.0	52.9	41.2	31.8	5.7	34.0	0.3	56.5	45.0	73.9	53.9	17.4	9.0	*1)

Result (QP / PK) = Reading + Ant Factor + Loss (Cable+Attenuator+Filter+Distance factor(above 1 GHz)) - Gain(Amplifier)

Result (AV)= Reading + Ant Factor + Loss (Cable+Attenuator+Filter+Distance factor(above 1 GHz)) - Gain(Amplifier) + Duty factor

\*Other frequency noises omitted in this report were not seen or had enough margin (more than 20 dB).

\*QP detector was used up to 1GHz.

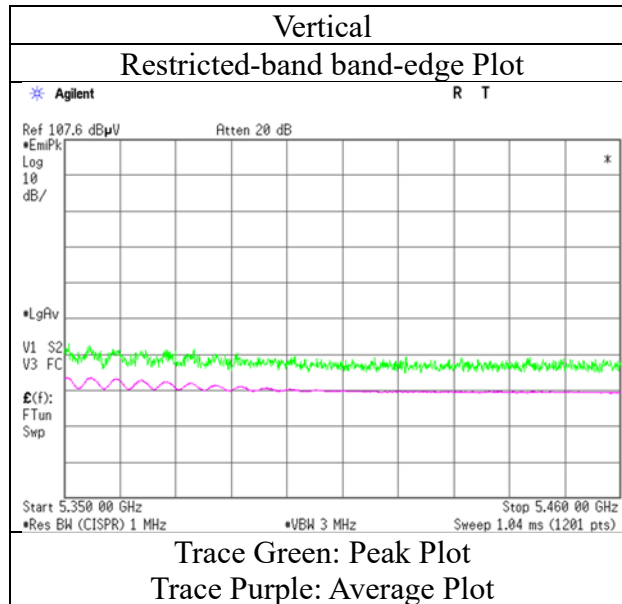
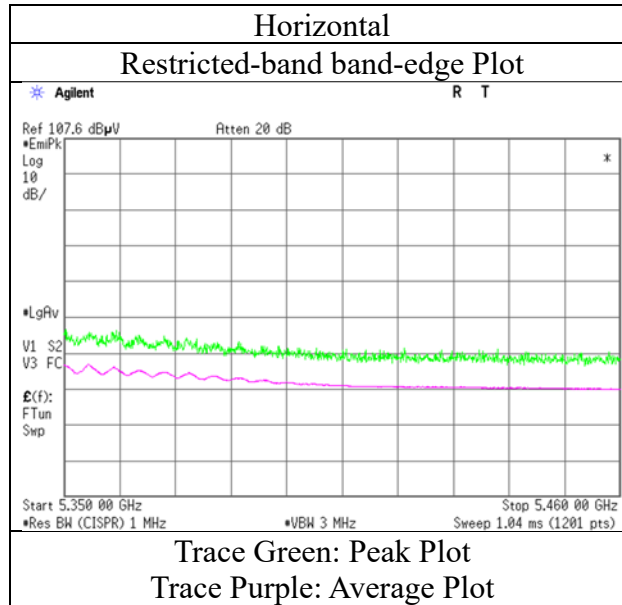
\*1) Not Out of Band emission(Leakage Power)

Distance factor:            1 GHz - 10 GHz             $20\log(3.7\text{ m} / 3.0\text{ m}) = 1.83\text{ dB}$

## Radiated Spurious Emission

Test place	Ise EMC Lab.
Semi Anechoic Chamber	No.2
Date	January 19, 2023
Temperature / Humidity	25 deg. C / 51 % RH
Engineer	Kiyoshiro Okazaki (1 GHz - 10 GHz)
Mode	Tx 11ax-80 5290 MHz (996-tone RU)

### RU Index 67



\* The measurement was conducted for a sufficiently long enough time to detect any possible spurious emissions. Final result of restricted band edge was shown in tabular data.

## Radiated Spurious Emission

Test place	Ise EMC Lab.
Semi Anechoic Chamber	No.2
Date	January 19, 2023
Temperature / Humidity	25 deg. C / 51 % RH
Engineer	Kiyoshiro Okazaki (1 GHz - 10 GHz)
Mode	Tx 11ax-80 5530 MHz (26-tone RU)

### RU Index 0

Polarity	Frequency	Reading (QP / PK)	Reading (AV)	Ant. Factor	Loss	Gain	Duty Factor	Result (QP / PK)	Result (AV)	Limit (QP / PK)	Limit (AV)	Margin (QP / PK)	Margin (AV)	Remark
[Hori/Vert]	[MHz]	[dBuV]	[dBuV]	[dB/m]	[dB]	[dB]	[dB]	[dBuV/m]	[dBuV/m]	[dBuV/m]	[dBuV/m]	[dB]	[dB]	
Hori.	5460.0	43.2	34.5	31.9	5.8	33.9	0.3	47.0	38.5	68.2	53.9	21.2	15.4	*1)
Hori.	5470.0	43.5	-	31.9	5.8	33.9	-	47.3	-	68.2	-	20.9	-	-
Vert.	5460.0	44.6	34.4	31.9	5.8	33.9	0.3	48.4	38.4	68.2	53.9	19.9	15.5	*1)
Vert.	5470.0	43.7	-	31.9	5.8	33.9	-	47.5	-	68.2	-	20.7	-	-

Result (QP / PK) = Reading + Ant Factor + Loss (Cable+Attenuator+Filter+Distance factor(above 1 GHz)) - Gain(Amplifier)

Result (AV) = Reading + Ant Factor + Loss (Cable+Attenuator+Filter+Distance factor(above 1 GHz)) - Gain(Amplifier) + Duty factor

\*Other frequency noises omitted in this report were not seen or had enough margin (more than 20 dB).

\*QP detector was used up to 1GHz.

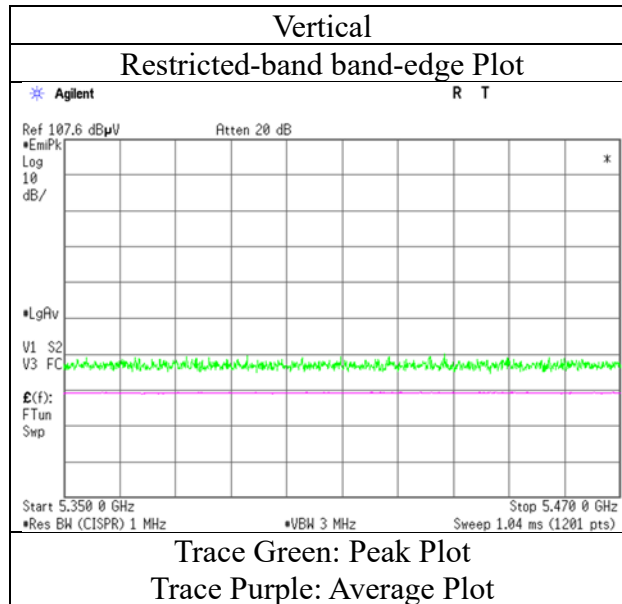
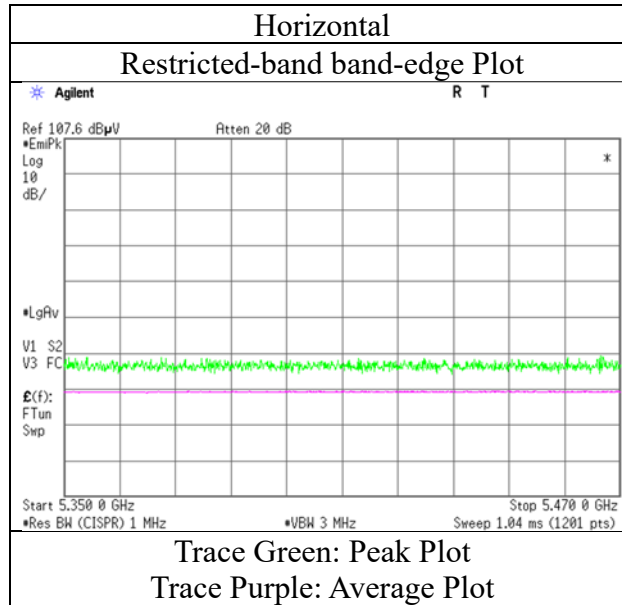
\*1) Not Out of Band emission(Leakage Power)

Distance factor:      1 GHz - 10 GHz       $20\log(3.7\text{ m} / 3.0\text{ m}) = 1.83\text{ dB}$

### Radiated Spurious Emission

Test place	Ise EMC Lab.
Semi Anechoic Chamber	No.2
Date	January 19, 2023
Temperature / Humidity	25 deg. C / 51 % RH
Engineer	Kiyoshiro Okazaki (1 GHz - 10 GHz)
Mode	Tx 11ax-80 5530 MHz (26-tone RU)

#### RU Index 0



\* The measurement was conducted for a sufficiently long enough time to detect any possible spurious emissions. Final result of restricted band edge was shown in tabular data.

## Radiated Spurious Emission

Test place	Ise EMC Lab.
Semi Anechoic Chamber	No.2
Date	January 19, 2023
Temperature / Humidity	25 deg. C / 51 % RH
Engineer	Kiyoshiro Okazaki (1 GHz - 10 GHz)
Mode	Tx 11ax-80 5530 MHz (52-tone RU)

### RU Index 37

Polarity	Frequency	Reading (QP / PK)	Reading (AV)	Ant. Factor	Loss	Gain	Duty Factor	Result (QP / PK)	Result (AV)	Limit (QP / PK)	Limit (AV)	Margin (QP / PK)	Margin (AV)	Remark
[Hori/Vert]	[MHz]	[dBuV]	[dBuV]	[dB/m]	[dB]	[dB]	[dB]	[dBuV/m]	[dBuV/m]	[dBuV/m]	[dBuV/m]	[dB]	[dB]	
Hori.	5460.0	44.7	34.4	31.9	5.8	33.9	0.3	48.4	38.4	68.2	53.9	19.8	15.5	*1)
Hori.	5470.0	44.3	-	31.9	5.8	33.9	-	48.1	-	68.2	-	20.1	-	-
Vert.	5460.0	43.6	34.3	31.9	5.8	33.9	0.3	47.4	38.4	68.2	53.9	20.8	15.5	*1)
Vert.	5470.0	43.2	-	31.9	5.8	33.9	-	47.0	-	68.2	-	21.2	-	-

Result (QP / PK) = Reading + Ant Factor + Loss (Cable+Attenuator+Filter+Distance factor(above 1 GHz)) - Gain(Amplifier)

Result (AV) = Reading + Ant Factor + Loss (Cable+Attenuator+Filter+Distance factor(above 1 GHz)) - Gain(Amplifier) + Duty factor

\*Other frequency noises omitted in this report were not seen or had enough margin (more than 20 dB).

\*QP detector was used up to 1GHz.

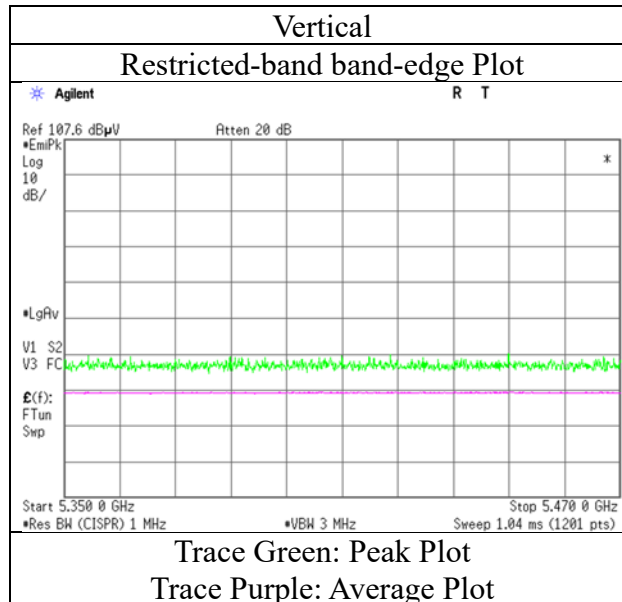
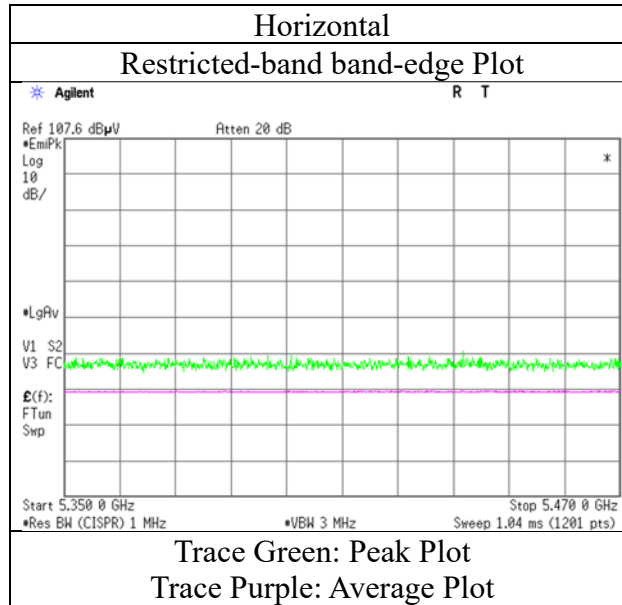
\*1) Not Out of Band emission(Leakage Power)

Distance factor:      1 GHz - 10 GHz       $20\log(3.7 \text{ m} / 3.0 \text{ m}) = 1.83 \text{ dB}$

## Radiated Spurious Emission

Test place	Ise EMC Lab.
Semi Anechoic Chamber	No.2
Date	January 19, 2023
Temperature / Humidity	25 deg. C / 51 % RH
Engineer	Kiyoshiro Okazaki (1 GHz - 10 GHz)
Mode	Tx 11ax-80 5530 MHz (52-tone RU)

### RU Index 37



\* The measurement was conducted for a sufficiently long enough time to detect any possible spurious emissions. Final result of restricted band edge was shown in tabular data.

## Radiated Spurious Emission

Test place	Ise EMC Lab.
Semi Anechoic Chamber	No.2
Date	January 19, 2023
Temperature / Humidity	25 deg. C / 51 % RH
Engineer	Kiyoshiro Okazaki (1 GHz - 10 GHz)
Mode	Tx 11ax-80 5530 MHz (106-tone RU)

### RU Index 53

Polarity	Frequency	Reading (QP / PK)	Reading (AV)	Ant. Factor	Loss	Gain	Duty Factor	Result (QP / PK)	Result (AV)	Limit (QP / PK)	Limit (AV)	Margin (QP / PK)	Margin (AV)	Remark
[Hori/Vert]	[MHz]	[dBuV]	[dBuV]	[dB/m]	[dB]	[dB]	[dB]	[dBuV/m]	[dBuV/m]	[dBuV/m]	[dBuV/m]	[dB]	[dB]	
Hori.	5460.0	44.0	34.7	31.9	5.8	33.9	0.3	47.8	38.7	68.2	53.9	20.4	15.2	*1)
Hori.	5470.0	44.0	-	31.9	5.8	33.9	-	47.7	-	68.2	-	20.5	-	-
Vert.	5460.0	43.7	34.3	31.9	5.8	33.9	0.3	47.5	38.3	68.2	53.9	20.7	15.6	*1)
Vert.	5470.0	43.1	-	31.9	5.8	33.9	-	46.9	-	68.2	-	21.3	-	-

Result (QP / PK) = Reading + Ant Factor + Loss (Cable+Attenuator+Filter+Distance factor(above 1 GHz)) - Gain(Amplifier)

Result (AV)= Reading + Ant Factor + Loss (Cable+Attenuator+Filter+Distance factor(above 1 GHz)) - Gain(Amplifier) + Duty factor

\*Other frequency noises omitted in this report were not seen or had enough margin (more than 20 dB).

\*QP detector was used up to 1GHz.

\*1) Not Out of Band emission(Leakage Power)

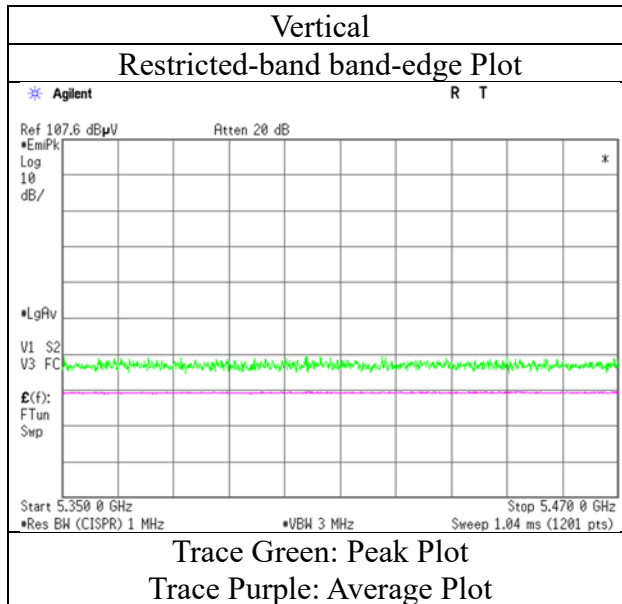
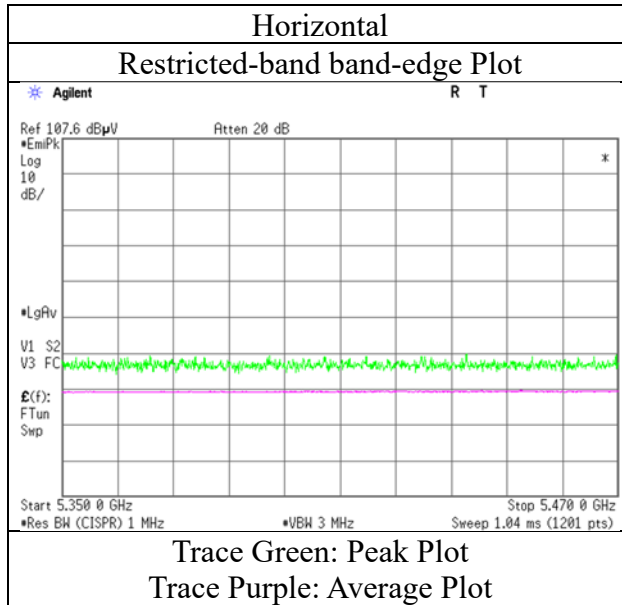
Distance factor:      1 GHz - 10 GHz       $20\log(3.7\text{ m} / 3.0\text{ m}) = 1.83\text{ dB}$



### Radiated Spurious Emission

Test place	Ise EMC Lab.
Semi Anechoic Chamber	No.2
Date	January 19, 2023
Temperature / Humidity	25 deg. C / 51 % RH
Engineer	Kiyoshiro Okazaki (1 GHz - 10 GHz)
Mode	Tx 11ax-80 5530 MHz (106-tone RU)

#### RU Index 53



\* The measurement was conducted for a sufficiently long enough time to detect any possible spurious emissions. Final result of restricted band edge was shown in tabular data.

## Radiated Spurious Emission

Test place	Ise EMC Lab.
Semi Anechoic Chamber	No.2
Date	January 19, 2023
Temperature / Humidity	25 deg. C / 51 % RH
Engineer	Kiyoshiro Okazaki (1 GHz - 10 GHz)
Mode	Tx 11ax-80 5530 MHz (242-tone RU)

### RU Index 61

Polarity	Frequency	Reading (QP / PK)	Reading (AV)	Ant. Factor	Loss	Gain	Duty Factor	Result (QP / PK)	Result (AV)	Limit (QP / PK)	Limit (AV)	Margin (QP / PK)	Margin (AV)	Remark
[Hori/Vert]	[MHz]	[dBuV]	[dBuV]	[dB/m]	[dB]	[dB]	[dB]	[dBuV/m]	[dBuV/m]	[dBuV/m]	[dBuV/m]	[dB]	[dB]	
Hori.	5460.0	45.1	36.0	31.9	5.8	33.9	0.3	48.9	40.0	68.2	53.9	19.4	13.9	*1)
Hori.	5470.0	45.7	-	31.9	5.8	33.9	-	49.5	-	68.2	-	18.7	-	-
Vert.	5460.0	43.5	34.9	31.9	5.8	33.9	0.3	47.3	38.9	68.2	53.9	20.9	15.0	*1)
Vert.	5470.0	44.2	-	31.9	5.8	33.9	-	48.0	-	68.2	-	20.2	-	-

Result (QP / PK) = Reading + Ant Factor + Loss (Cable+Attenuator+Filter+Distance factor(above 1 GHz)) - Gain(Amplifier)

Result (AV) = Reading + Ant Factor + Loss (Cable+Attenuator+Filter+Distance factor(above 1 GHz)) - Gain(Amplifier) + Duty factor

\*Other frequency noises omitted in this report were not seen or had enough margin (more than 20 dB).

\*QP detector was used up to 1GHz.

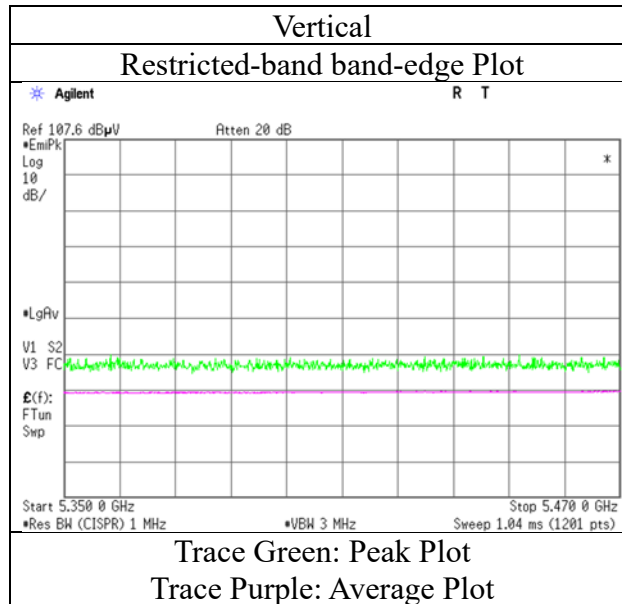
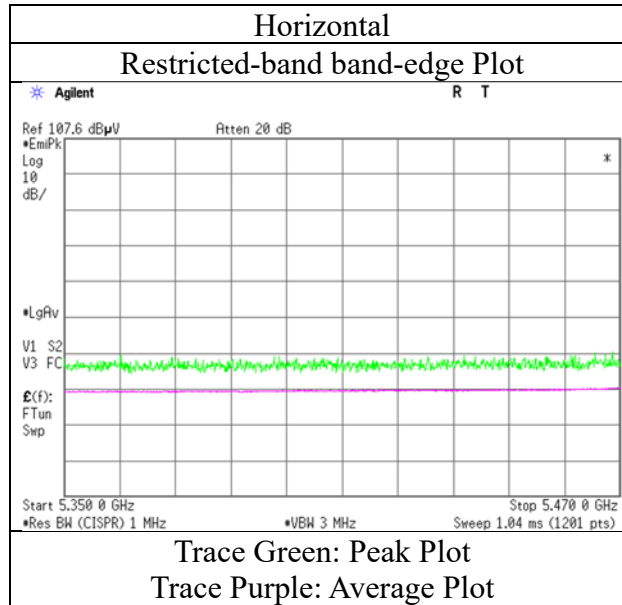
\*1) Not Out of Band emission(Leakage Power)

Distance factor:      1 GHz - 10 GHz       $20\log(3.7 \text{ m} / 3.0 \text{ m}) = 1.83 \text{ dB}$

### Radiated Spurious Emission

Test place	Ise EMC Lab.
Semi Anechoic Chamber	No.2
Date	January 19, 2023
Temperature / Humidity	25 deg. C / 51 % RH
Engineer	Kiyoshiro Okazaki (1 GHz - 10 GHz)
Mode	Tx 11ax-80 5530 MHz (242-tone RU)

#### RU Index 61



\* The measurement was conducted for a sufficiently long enough time to detect any possible spurious emissions. Final result of restricted band edge was shown in tabular data.

## Radiated Spurious Emission

Test place	Ise EMC Lab.
Semi Anechoic Chamber	No.2
Date	January 19, 2023
Temperature / Humidity	25 deg. C / 51 % RH
Engineer	Kiyoshiro Okazaki (1 GHz - 10 GHz)
Mode	Tx 11ax-80 5530 MHz (484-tone RU)

### RU Index 65

Polarity	Frequency	Reading (QP / PK)	Reading (AV)	Ant. Factor	Loss	Gain	Duty Factor	Result (QP / PK)	Result (AV)	Limit (QP / PK)	Limit (AV)	Margin (QP / PK)	Margin (AV)	Remark
[Hori/Vert]	[MHz]	[dBuV]	[dBuV]	[dB/m]	[dB]	[dB]	[dB]	[dBuV/m]	[dBuV/m]	[dBuV/m]	[dBuV/m]	[dB]	[dB]	
Hori.	5460.0	47.1	37.3	31.9	5.8	33.9	0.3	50.9	41.3	68.2	53.9	17.3	12.6	*1)
Hori.	5470.0	49.3	-	31.9	5.8	33.9	-	53.1	-	68.2	-	15.1	-	
Vert.	5460.0	44.4	35.3	31.9	5.8	33.9	0.3	48.2	39.3	68.2	53.9	20.0	14.6	*1)
Vert.	5470.0	44.6	-	31.9	5.8	33.9	-	48.3	-	68.2	-	19.9	-	

Result (QP / PK) = Reading + Ant Factor + Loss (Cable+Attenuator+Filter+Distance factor(above 1 GHz)) - Gain(Amplifier)

Result (AV) = Reading + Ant Factor + Loss (Cable+Attenuator+Filter+Distance factor(above 1 GHz)) - Gain(Amplifier) + Duty factor

\*Other frequency noises omitted in this report were not seen or had enough margin (more than 20 dB).

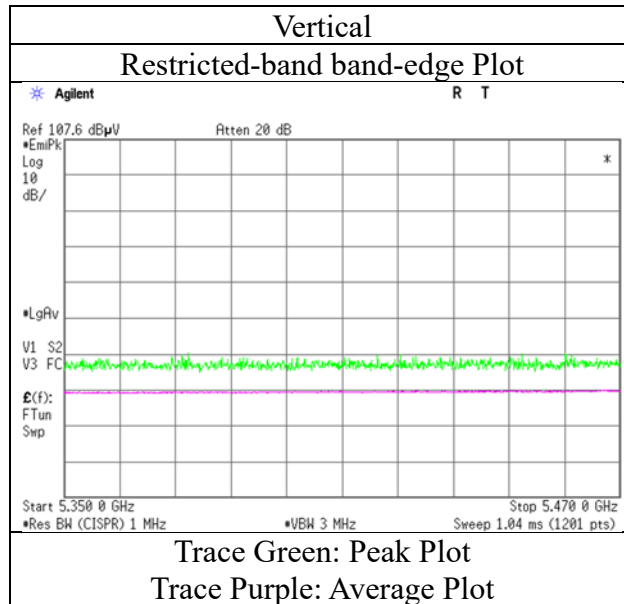
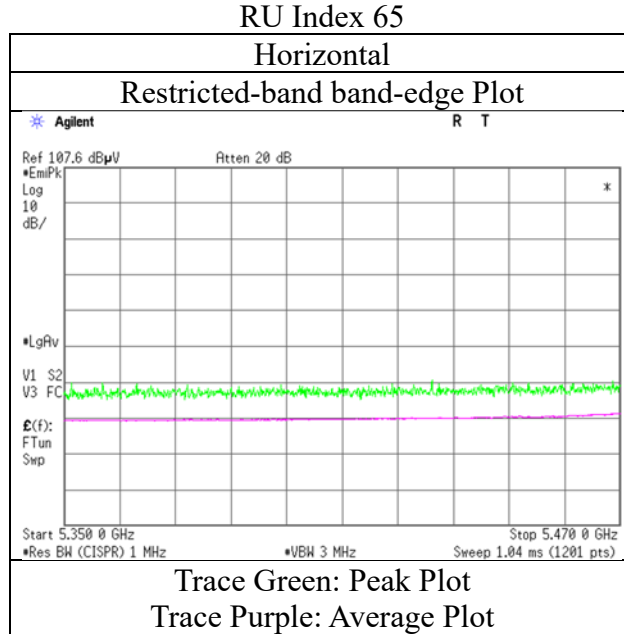
\*QP detector was used up to 1GHz.

\*1) Not Out of Band emission(Leakage Power)

Distance factor:      1 GHz - 10 GHz       $20\log(3.7 \text{ m} / 3.0 \text{ m}) = 1.83 \text{ dB}$

### Radiated Spurious Emission

Test place	Ise EMC Lab.
Semi Anechoic Chamber	No.2
Date	January 19, 2023
Temperature / Humidity	25 deg. C / 51 % RH
Engineer	Kiyoshiro Okazaki (1 GHz - 10 GHz)
Mode	Tx 11ax-80 5530 MHz (484-tone RU)



\* The measurement was conducted for a sufficiently long enough time to detect any possible spurious emissions. Final result of restricted band edge was shown in tabular data.

## Radiated Spurious Emission

Test place	Ise EMC Lab.
Semi Anechoic Chamber	No.2
Date	January 19, 2023
Temperature / Humidity	25 deg. C / 51 % RH
Engineer	Kiyoshiro Okazaki (1 GHz - 10 GHz)
Mode	Tx 11ax-80 5530 MHz (996-tone RU)

### RU Index 67

Polarity	Frequency	Reading (QP / PK)	Reading (AV)	Ant. Factor	Loss	Gain	Duty Factor	Result (QP / PK)	Result (AV)	Limit (QP / PK)	Limit (AV)	Margin (QP / PK)	Margin (AV)	Remark
[Hori/Vert]	[MHz]	[dBuV]	[dBuV]	[dB/m]	[dB]	[dB]	[dB]	[dBuV/m]	[dBuV/m]	[dBuV/m]	[dBuV/m]	[dB]	[dB]	
Hori.	5460.0	53.2	42.5	31.9	5.8	33.9	0.3	56.9	46.6	68.2	53.9	11.3	7.3	*1)
Hori.	5470.0	55.1	-	31.9	5.8	33.9	-	58.9	-	68.2	-	9.3	-	
Vert.	5460.0	47.2	37.4	31.9	5.8	33.9	0.3	50.9	41.5	68.2	53.9	17.3	12.4	*1)
Vert.	5470.0	47.7	-	31.9	5.8	33.9	-	51.5	-	68.2	-	16.7	-	

Result (QP / PK) = Reading + Ant Factor + Loss (Cable+Attenuator+Filter+Distance factor(above 1 GHz)) - Gain(Amplifier)

Result (AV) = Reading + Ant Factor + Loss (Cable+Attenuator+Filter+Distance factor(above 1 GHz)) - Gain(Amplifier) + Duty factor

\*Other frequency noises omitted in this report were not seen or had enough margin (more than 20 dB).

\*QP detector was used up to 1GHz.

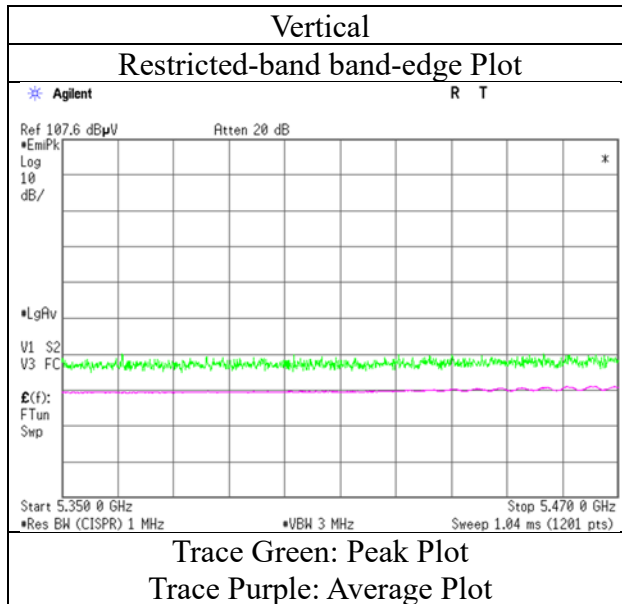
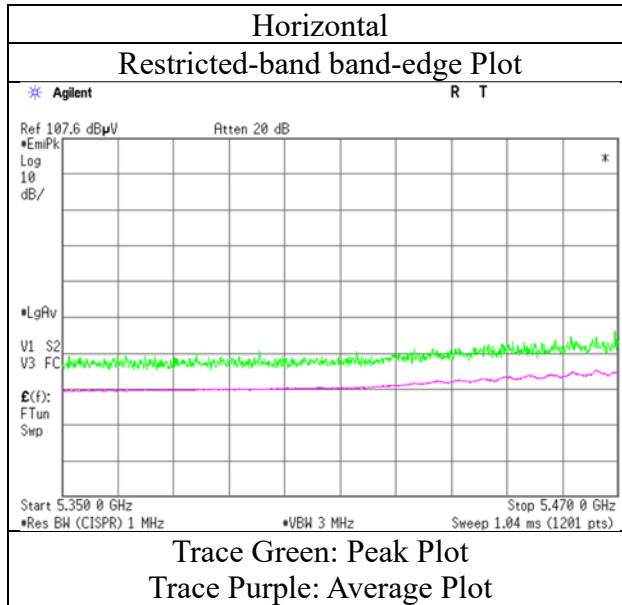
\*1) Not Out of Band emission(Leakage Power)

Distance factor:      1 GHz - 10 GHz       $20\log(3.7\text{ m} / 3.0\text{ m}) = 1.83\text{ dB}$

### Radiated Spurious Emission

Test place	Ise EMC Lab.
Semi Anechoic Chamber	No.2
Date	January 19, 2023
Temperature / Humidity	25 deg. C / 51 % RH
Engineer	Kiyoshiro Okazaki (1 GHz - 10 GHz)
Mode	Tx 11ax-80 5530 MHz (996-tone RU)

#### RU Index 67



\* The measurement was conducted for a sufficiently long enough time to detect any possible spurious emissions. Final result of restricted band edge was shown in tabular data.

## Radiated Spurious Emission

Test place	Ise EMC Lab.
Semi Anechoic Chamber	No.2
Date	January 19, 2023
Temperature / Humidity	25 deg. C / 51 % RH
Engineer	Kiyoshiro Okazaki (1 GHz - 10 GHz)
Mode	Tx 11ax-80 5610 MHz (26-tone RU)

### RU Index 36

Polarity	Frequency	Reading (QP / PK)	Reading (AV)	Ant. Factor	Loss	Gain	Duty Factor	Result (QP / PK)	Result (AV)	Limit (QP / PK)	Limit (AV)	Margin (QP / PK)	Margin (AV)	Remark
[Hori/Vert]	[MHz]	[dBuV]	[dBuV]	[dB/m]	[dB]	[dB]	[dB]	[dBuV/m]	[dBuV/m]	[dBuV/m]	[dBuV/m]	[dB]	[dB]	
Hori.	5725.0	43.7	-	32.1	5.8	33.9	-	47.7	-	68.2	-	20.5	-	
Vert.	5725.0	43.2	-	32.1	5.8	33.9	-	47.2	-	68.2	-	21.0	-	

Result (QP / PK) = Reading + Ant Factor + Loss (Cable+Attenuator+Filter+Distance factor(above 1 GHz)) - Gain(Amplifier)

Result (AV)= Reading + Ant Factor + Loss (Cable+Attenuator+Filter+Distance factor(above 1 GHz)) - Gain(Amplifier) + Duty factor

\*Other frequency noises omitted in this report were not seen or had enough margin (more than 20 dB).

\*QP detector was used up to 1GHz.

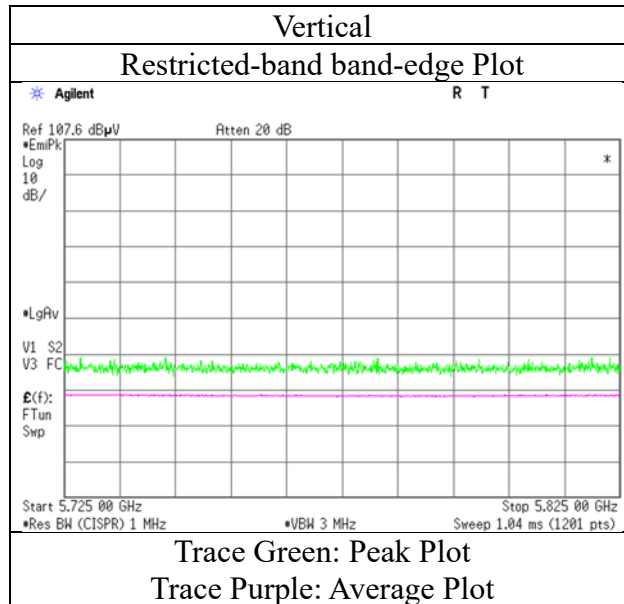
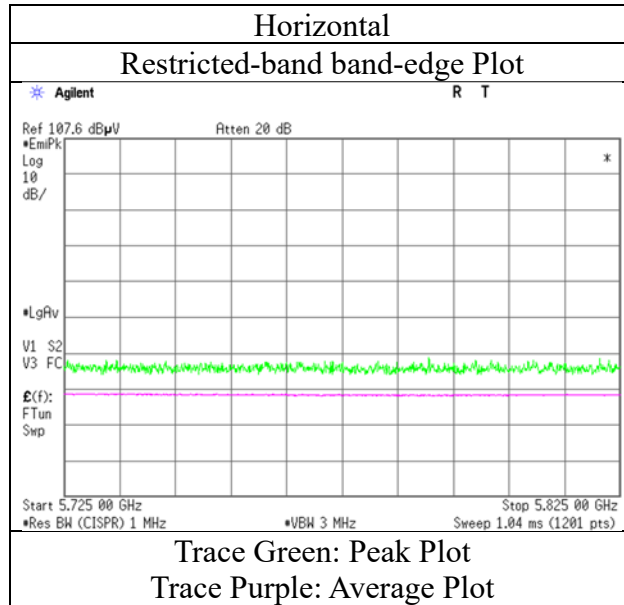
Distance factor:            1 GHz - 10 GHz             $20\log(3.7\text{ m} / 3.0\text{ m}) = 1.83\text{ dB}$



### Radiated Spurious Emission

Test place	Ise EMC Lab.
Semi Anechoic Chamber	No.2
Date	January 19, 2023
Temperature / Humidity	25 deg. C / 51 % RH
Engineer	Kiyoshiro Okazaki (1 GHz - 10 GHz)
Mode	Tx 11ax-80 5610 MHz (26-tone RU)

#### RU Index 36



\* The measurement was conducted for a sufficiently long enough time to detect any possible spurious emissions. Final result of restricted band edge was shown in tabular data.

## Radiated Spurious Emission

Test place	Ise EMC Lab.
Semi Anechoic Chamber	No.2
Date	January 19, 2023
Temperature / Humidity	25 deg. C / 51 % RH
Engineer	Kiyoshiro Okazaki (1 GHz - 10 GHz)
Mode	Tx 11ax-80 5610 MHz (52-tone RU)

### RU Index 52

Polarity	Frequency	Reading (QP / PK)	Reading (AV)	Ant. Factor	Loss	Gain	Duty Factor	Result (QP / PK)	Result (AV)	Limit (QP / PK)	Limit (AV)	Margin (QP / PK)	Margin (AV)	Remark
[Hori/Vert]	[MHz]	[dBuV]	[dBuV]	[dB/m]	[dB]	[dB]	[dB]	[dBuV/m]	[dBuV/m]	[dBuV/m]	[dBuV/m]	[dB]	[dB]	
Hori.	5725.0	43.7	-	32.1	5.8	33.9	-	47.7	-	68.2	-	20.5	-	
Vert.	5725.0	43.0	-	32.1	5.8	33.9	-	47.0	-	68.2	-	21.2	-	

Result (QP / PK) = Reading + Ant Factor + Loss (Cable+Attenuator+Filter+Distance factor(above 1 GHz)) - Gain(Amplifier)

Result (AV)= Reading + Ant Factor + Loss (Cable+Attenuator+Filter+Distance factor(above 1 GHz)) - Gain(Amplifier) + Duty factor

\*Other frequency noises omitted in this report were not seen or had enough margin (more than 20 dB).

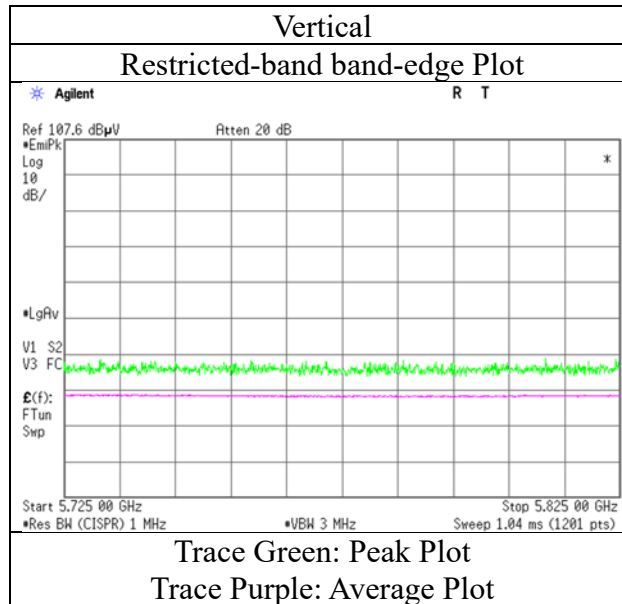
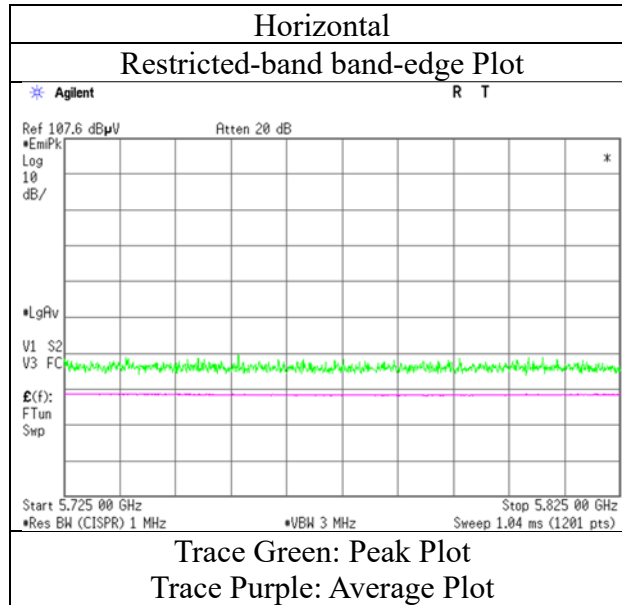
\*QP detector was used up to 1GHz.

Distance factor:            1 GHz - 10 GHz             $20\log(3.7\text{ m} / 3.0\text{ m}) = 1.83\text{ dB}$

### Radiated Spurious Emission

Test place	Ise EMC Lab.
Semi Anechoic Chamber	No.2
Date	January 19, 2023
Temperature / Humidity	25 deg. C / 51 % RH
Engineer	Kiyoshiro Okazaki (1 GHz - 10 GHz)
Mode	Tx 11ax-80 5610 MHz (52-tone RU)

#### RU Index 52



\* The measurement was conducted for a sufficiently long enough time to detect any possible spurious emissions. Final result of restricted band edge was shown in tabular data.

## Radiated Spurious Emission

Test place	Ise EMC Lab.
Semi Anechoic Chamber	No.2
Date	January 19, 2023
Temperature / Humidity	25 deg. C / 51 % RH
Engineer	Kiyoshiro Okazaki (1 GHz - 10 GHz)
Mode	Tx 11ax-80 5610 MHz (106-tone RU)

### RU Index 60

Polarity	Frequency	Reading (QP / PK)	Reading (AV)	Ant. Factor	Loss	Gain	Duty Factor	Result (QP / PK)	Result (AV)	Limit (QP / PK)	Limit (AV)	Margin (QP / PK)	Margin (AV)	Remark
[Hori/Vert]	[MHz]	[dBuV]	[dBuV]	[dB/m]	[dB]	[dB]	[dB]	[dBuV/m]	[dBuV/m]	[dBuV/m]	[dBuV/m]	[dB]	[dB]	
Hori.	5725.0	43.3	-	32.1	5.8	33.9	-	47.3	-	68.2	-	20.9	-	
Vert.	5725.0	43.6	-	32.1	5.8	33.9	-	47.6	-	68.2	-	20.6	-	

Result (QP / PK) = Reading + Ant Factor + Loss (Cable+Attenuator+Filter+Distance factor(above 1 GHz)) - Gain(Amplifier)

Result (AV)= Reading + Ant Factor + Loss (Cable+Attenuator+Filter+Distance factor(above 1 GHz)) - Gain(Amplifier) + Duty factor

\*Other frequency noises omitted in this report were not seen or had enough margin (more than 20 dB).

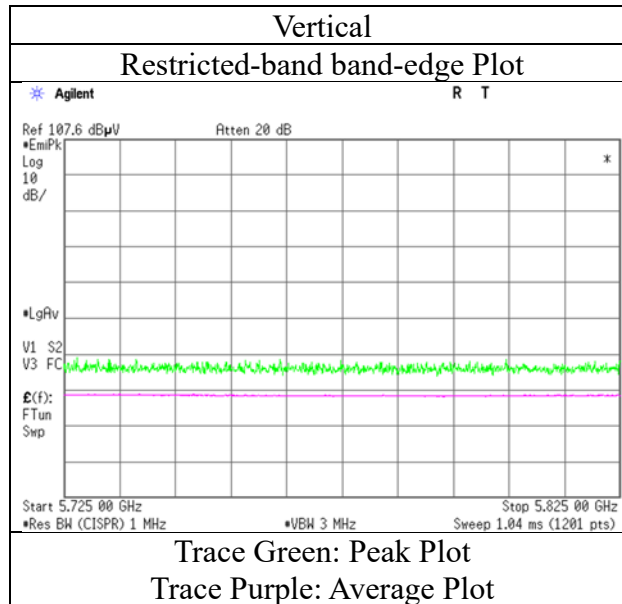
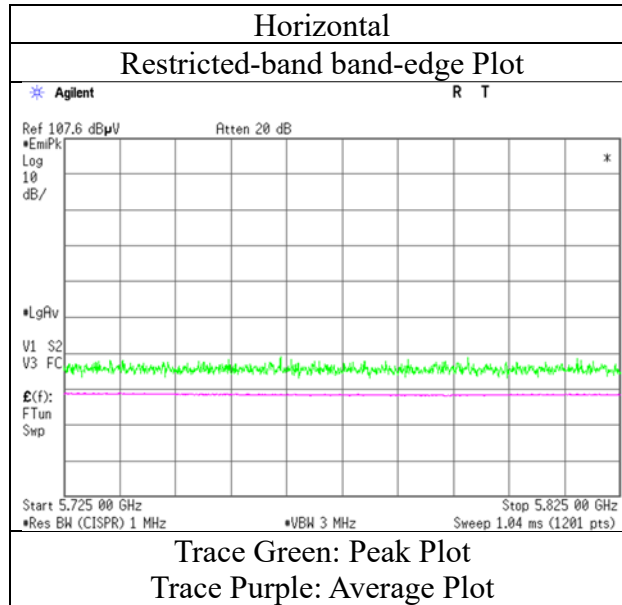
\*QP detector was used up to 1GHz.

Distance factor:            1 GHz - 10 GHz             $20\log(3.7\text{ m} / 3.0\text{ m}) = 1.83\text{ dB}$

## Radiated Spurious Emission

Test place	Ise EMC Lab.
Semi Anechoic Chamber	No.2
Date	January 19, 2023
Temperature / Humidity	25 deg. C / 51 % RH
Engineer	Kiyoshiro Okazaki (1 GHz - 10 GHz)
Mode	Tx 11ax-80 5610 MHz (106-tone RU)

### RU Index 60



\* The measurement was conducted for a sufficiently long enough time to detect any possible spurious emissions. Final result of restricted band edge was shown in tabular data.

## Radiated Spurious Emission

Test place	Ise EMC Lab.
Semi Anechoic Chamber	No.2
Date	January 19, 2023
Temperature / Humidity	25 deg. C / 51 % RH
Engineer	Kiyoshiro Okazaki (1 GHz - 10 GHz)
Mode	Tx 11ax-80 5610 MHz (242-tone RU)

### RU Index 64

Polarity	Frequency	Reading (QP / PK)	Reading (AV)	Ant. Factor	Loss	Gain	Duty Factor	Result (QP / PK)	Result (AV)	Limit (QP / PK)	Limit (AV)	Margin (QP / PK)	Margin (AV)	Remark
[Hori/Vert]	[MHz]	[dBuV]	[dBuV]	[dB/m]	[dB]	[dB]	[dB]	[dBuV/m]	[dBuV/m]	[dBuV/m]	[dBuV/m]	[dB]	[dB]	
Hori.	5725.0	44.3	-	32.1	5.8	33.9	-	48.2	-	68.2	-	20.0	-	
Vert.	5725.0	43.9	-	32.1	5.8	33.9	-	47.9	-	68.2	-	20.3	-	

Result (QP / PK) = Reading + Ant Factor + Loss (Cable+Attenuator+Filter+Distance factor(above 1 GHz)) - Gain(Amplifier)

Result (AV)= Reading + Ant Factor + Loss (Cable+Attenuator+Filter+Distance factor(above 1 GHz)) - Gain(Amplifier) + Duty factor

\*Other frequency noises omitted in this report were not seen or had enough margin (more than 20 dB).

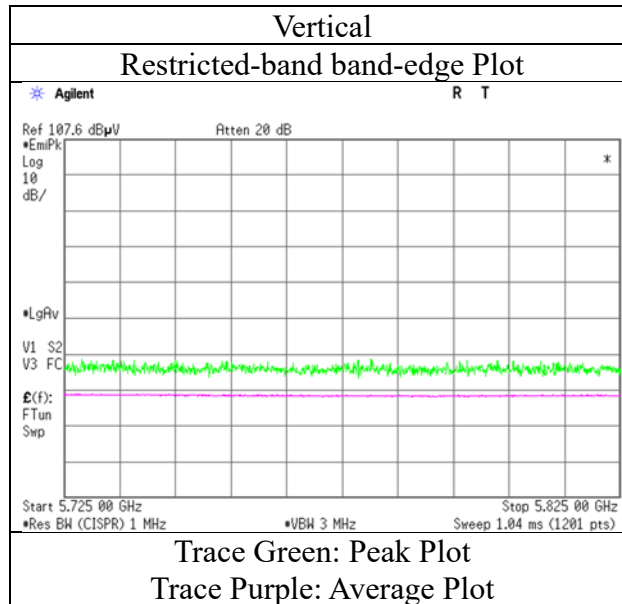
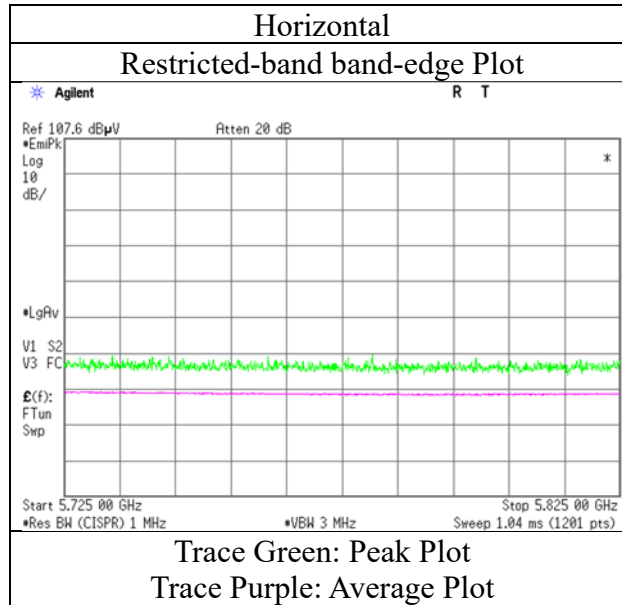
\*QP detector was used up to 1GHz.

Distance factor:            1 GHz - 10 GHz             $20\log(3.7\text{ m} / 3.0\text{ m}) = 1.83\text{ dB}$

### Radiated Spurious Emission

Test place	Ise EMC Lab.
Semi Anechoic Chamber	No.2
Date	January 19, 2023
Temperature / Humidity	25 deg. C / 51 % RH
Engineer	Kiyoshiro Okazaki (1 GHz - 10 GHz)
Mode	Tx 11ax-80 5610 MHz (242-tone RU)

#### RU Index 64



\* The measurement was conducted for a sufficiently long enough time to detect any possible spurious emissions. Final result of restricted band edge was shown in tabular data.

## Radiated Spurious Emission

Test place	Ise EMC Lab.
Semi Anechoic Chamber	No.2
Date	January 19, 2023
Temperature / Humidity	25 deg. C / 51 % RH
Engineer	Kiyoshiro Okazaki (1 GHz - 10 GHz)
Mode	Tx 11ax-80 5610 MHz (484-tone RU)

### RU Index 66

Polarity	Frequency	Reading (QP / PK)	Reading (AV)	Ant. Factor	Loss	Gain	Duty Factor	Result (QP / PK)	Result (AV)	Limit (QP / PK)	Limit (AV)	Margin (QP / PK)	Margin (AV)	Remark
[Hori/Vert]	[MHz]	[dBuV]	[dBuV]	[dB/m]	[dB]	[dB]	[dB]	[dBuV/m]	[dBuV/m]	[dBuV/m]	[dBuV/m]	[dB]	[dB]	
Hori.	5725.0	44.6	-	32.1	5.8	33.9	-	48.6	-	68.2	-	19.6	-	
Vert.	5725.0	43.8	-	32.1	5.8	33.9	-	47.8	-	68.2	-	20.4	-	

Result (QP / PK) = Reading + Ant Factor + Loss (Cable+Attenuator+Filter+Distance factor(above 1 GHz)) - Gain(Amplifier)

Result (AV)= Reading + Ant Factor + Loss (Cable+Attenuator+Filter+Distance factor(above 1 GHz)) - Gain(Amplifier) + Duty factor

\*Other frequency noises omitted in this report were not seen or had enough margin (more than 20 dB).

\*QP detector was used up to 1GHz.

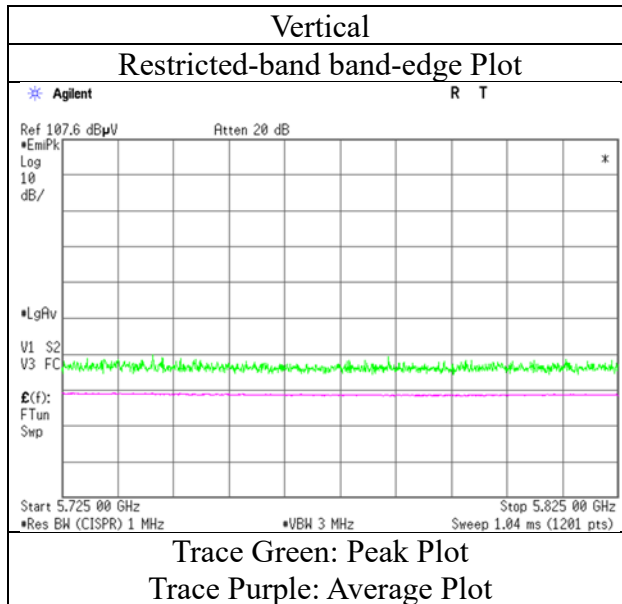
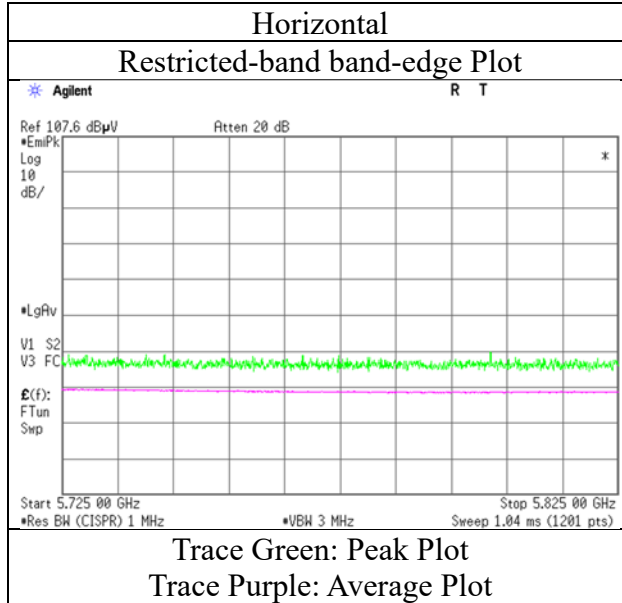
Distance factor:            1 GHz - 10 GHz             $20\log(3.7\text{ m} / 3.0\text{ m}) = 1.83\text{ dB}$



### Radiated Spurious Emission

Test place	Ise EMC Lab.
Semi Anechoic Chamber	No.2
Date	January 19, 2023
Temperature / Humidity	25 deg. C / 51 % RH
Engineer	Kiyoshiro Okazaki (1 GHz - 10 GHz)
Mode	Tx 11ax-80 5610 MHz (484-tone RU)

#### RU Index 66



\* The measurement was conducted for a sufficiently long enough time to detect any possible spurious emissions. Final result of restricted band edge was shown in tabular data.

## Radiated Spurious Emission

Test place	Ise EMC Lab.
Semi Anechoic Chamber	No.2
Date	January 19, 2023
Temperature / Humidity	25 deg. C / 51 % RH
Engineer	Kiyoshiro Okazaki (1 GHz - 10 GHz)
Mode	Tx 11ax-80 5610 MHz (996-tone RU)

### RU Index 67

Polarity	Frequency	Reading (QP / PK)	Reading (AV)	Ant. Factor	Loss	Gain	Duty Factor	Result (QP / PK)	Result (AV)	Limit (QP / PK)	Limit (AV)	Margin (QP / PK)	Margin (AV)	Remark
[Hori/Vert]	[MHz]	[dBuV]	[dBuV]	[dB/m]	[dB]	[dB]	[dB]	[dBuV/m]	[dBuV/m]	[dBuV/m]	[dBuV/m]	[dB]	[dB]	
Hori.	5725.0	47.8	-	32.1	5.8	33.9	-	51.8	-	68.2	-	16.4	-	
Vert.	5725.0	44.0	-	32.1	5.8	33.9	-	48.0	-	68.2	-	20.2	-	

Result (QP / PK) = Reading + Ant Factor + Loss (Cable+Attenuator+Filter+Distance factor(above 1 GHz)) - Gain(Amplifier)

Result (AV)= Reading + Ant Factor + Loss (Cable+Attenuator+Filter+Distance factor(above 1 GHz)) - Gain(Amplifier) + Duty factor

\*Other frequency noises omitted in this report were not seen or had enough margin (more than 20 dB).

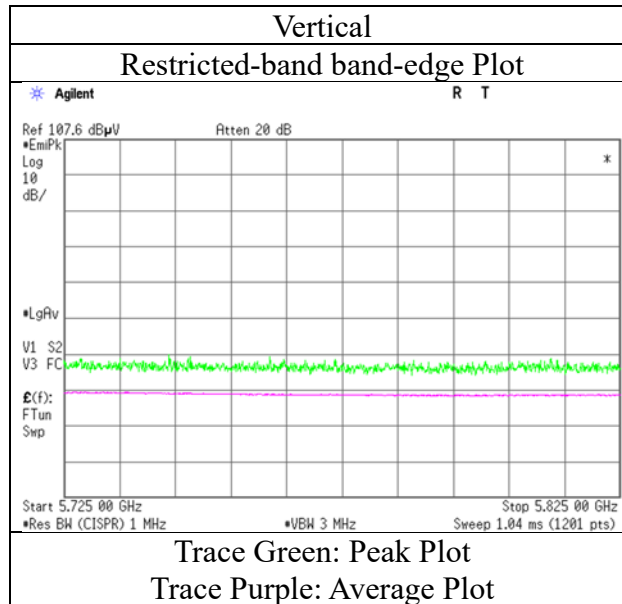
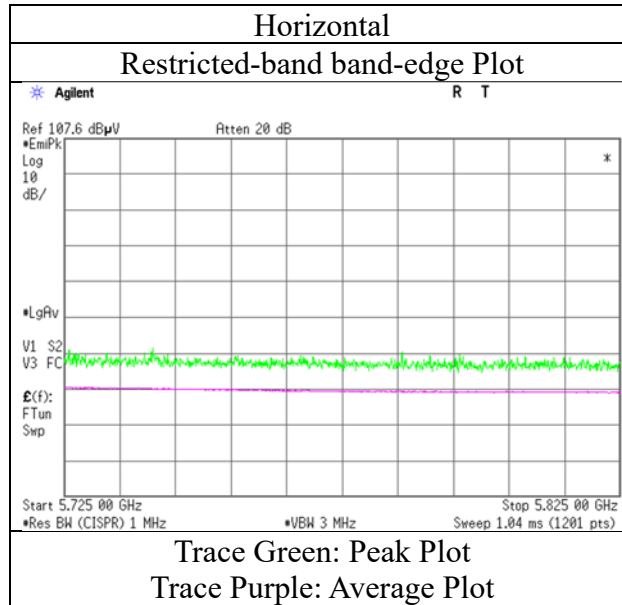
\*QP detector was used up to 1GHz.

Distance factor:      1 GHz - 10 GHz       $20\log(3.7\text{ m} / 3.0\text{ m}) = 1.83\text{ dB}$

## Radiated Spurious Emission

Test place	Ise EMC Lab.
Semi Anechoic Chamber	No.2
Date	January 19, 2023
Temperature / Humidity	25 deg. C / 51 % RH
Engineer	Kiyoshiro Okazaki (1 GHz - 10 GHz)
Mode	Tx 11ax-80 5610 MHz (996-tone RU)

### RU Index 67



\* The measurement was conducted for a sufficiently long enough time to detect any possible spurious emissions. Final result of restricted band edge was shown in tabular data.

## Radiated Spurious Emission

Test place	Ise EMC Lab.
Semi Anechoic Chamber	No.2
Date	January 19, 2023
Temperature / Humidity	25 deg. C / 51 % RH
Engineer	Kiyoshiro Okazaki (1 GHz - 10 GHz)
Mode	Tx 11ax-80 5775 MHz (26-tone RU)

### RU Index 0

Polarity	Frequency	Reading (QP / PK)	Reading (AV)	Ant. Factor	Loss	Gain	Duty Factor	Result (QP / PK)	Result (AV)	Limit (QP / PK)	Limit (AV)	Margin (QP / PK)	Margin (AV)	Remark
[Hori/Vert]	[MHz]	[dBuV]	[dBuV]	[dB/m]	[dB]	[dB]	[dB]	[dBuV/m]	[dBuV/m]	[dBuV/m]	[dBuV/m]	[dB]	[dB]	
Hori.	5650.0	42.1	-	31.9	5.8	33.9	-	45.9	-	68.2	-	22.3	-	
Hori.	5700.0	42.2	-	32.0	5.8	33.9	-	46.1	-	105.2	-	59.1	-	
Hori.	5720.0	42.4	-	32.0	5.8	33.9	-	46.3	-	110.8	-	64.5	-	
Hori.	5725.0	44.6	-	32.1	5.8	33.9	-	48.6	-	122.2	-	73.6	-	
Vert.	5650.0	42.2	-	31.9	5.8	33.9	-	46.0	-	68.2	-	22.2	-	
Vert.	5700.0	42.5	-	32.0	5.8	33.9	-	46.4	-	105.2	-	58.8	-	
Vert.	5720.0	43.4	-	32.0	5.8	33.9	-	47.4	-	110.8	-	63.4	-	
Vert.	5725.0	43.6	-	32.1	5.8	33.9	-	47.6	-	122.2	-	74.7	-	

Result (QP / PK) = Reading + Ant Factor + Loss (Cable+Attenuator+Filter+Distance factor(above 1 GHz)) - Gain(Amplifier)

Result (AV) = Reading + Ant Factor + Loss (Cable+Attenuator+Filter+Distance factor(above 1 GHz)) - Gain(Amplifier) + Duty factor

\*Other frequency noises omitted in this report were not seen or had enough margin (more than 20 dB).

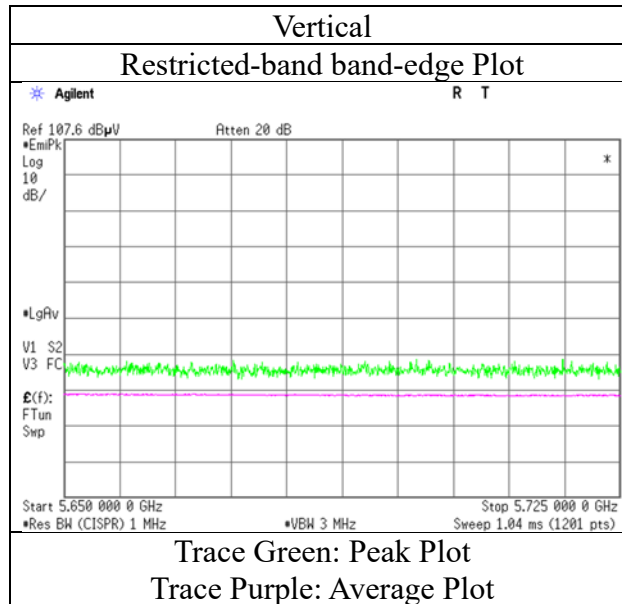
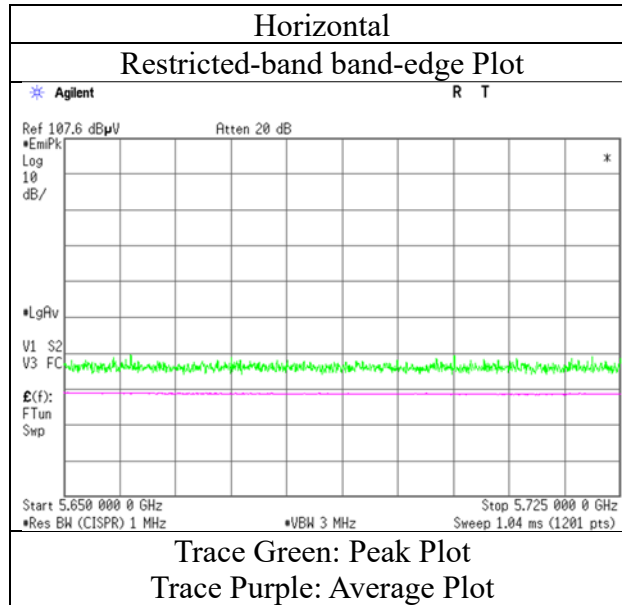
\*QP detector was used up to 1GHz.

Distance factor:      1 GHz - 10 GHz       $20\log(3.7 \text{ m} / 3.0 \text{ m}) = 1.83 \text{ dB}$

### Radiated Spurious Emission

Test place	Ise EMC Lab.
Semi Anechoic Chamber	No.2
Date	January 19, 2023
Temperature / Humidity	25 deg. C / 51 % RH
Engineer	Kiyoshiro Okazaki (1 GHz - 10 GHz)
Mode	Tx 11ax-80 5775 MHz (26-tone RU)

#### RU Index 0



\* The measurement was conducted for a sufficiently long enough time to detect any possible spurious emissions. Final result of restricted band edge was shown in tabular data.

## Radiated Spurious Emission

Test place	Ise EMC Lab.
Semi Anechoic Chamber	No.2
Date	January 19, 2023
Temperature / Humidity	25 deg. C / 51 % RH
Engineer	Kiyoshiro Okazaki (1 GHz - 10 GHz)
Mode	Tx 11ax-80 5775 MHz (52-tone RU)

### RU Index 37

Polarity	Frequency	Reading (QP / PK)	Reading (AV)	Ant. Factor	Loss	Gain	Duty Factor	Result (QP / PK)	Result (AV)	Limit (QP / PK)	Limit (AV)	Margin (QP / PK)	Margin (AV)	Remark
[Hori/Vert]	[MHz]	[dBuV]	[dBuV]	[dB/m]	[dB]	[dB]	[dB]	[dBuV/m]	[dBuV/m]	[dBuV/m]	[dBuV/m]	[dB]	[dB]	
Hori.	5650.0	42.2	-	31.9	5.8	33.9	-	46.0	-	68.2	-	22.2	-	
Hori.	5700.0	42.4	-	32.0	5.8	33.9	-	46.3	-	105.2	-	58.9	-	
Hori.	5720.0	42.7	-	32.0	5.8	33.9	-	46.6	-	110.8	-	64.2	-	
Hori.	5725.0	43.0	-	32.1	5.8	33.9	-	47.0	-	122.2	-	75.2	-	
Vert.	5650.0	42.6	-	31.9	5.8	33.9	-	46.4	-	68.2	-	21.8	-	
Vert.	5700.0	42.6	-	32.0	5.8	33.9	-	46.5	-	105.2	-	58.7	-	
Vert.	5720.0	42.9	-	32.0	5.8	33.9	-	46.8	-	110.8	-	64.0	-	
Vert.	5725.0	43.2	-	32.1	5.8	33.9	-	47.2	-	122.2	-	75.0	-	

Result (QP / PK) = Reading + Ant Factor + Loss (Cable+Attenuator+Filter+Distance factor(above 1 GHz)) - Gain(Amplifier)

Result (AV) = Reading + Ant Factor + Loss (Cable+Attenuator+Filter+Distance factor(above 1 GHz)) - Gain(Amplifier) + Duty factor

\*Other frequency noises omitted in this report were not seen or had enough margin (more than 20 dB).

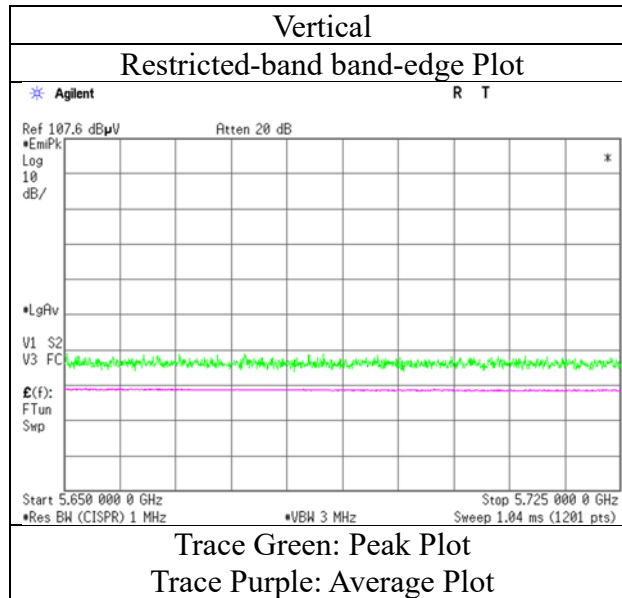
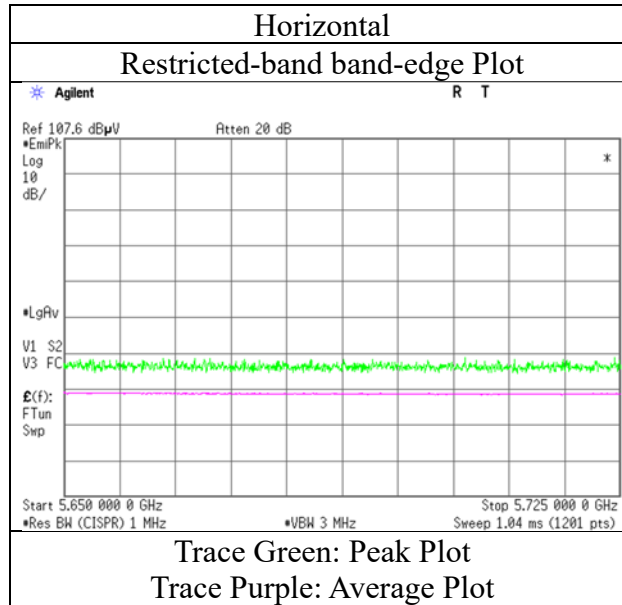
\*QP detector was used up to 1GHz.

Distance factor:      1 GHz - 10 GHz       $20\log(3.7 \text{ m} / 3.0 \text{ m}) = 1.83 \text{ dB}$

### Radiated Spurious Emission

Test place	Ise EMC Lab.
Semi Anechoic Chamber	No.2
Date	January 19, 2023
Temperature / Humidity	25 deg. C / 51 % RH
Engineer	Kiyoshiro Okazaki (1 GHz - 10 GHz)
Mode	Tx 11ax-80 5775 MHz (52-tone RU)

#### RU Index 37



\* The measurement was conducted for a sufficiently long enough time to detect any possible spurious emissions. Final result of restricted band edge was shown in tabular data.

## Radiated Spurious Emission

Test place	Ise EMC Lab.
Semi Anechoic Chamber	No.2
Date	January 19, 2023
Temperature / Humidity	25 deg. C / 51 % RH
Engineer	Kiyoshiro Okazaki (1 GHz - 10 GHz)
Mode	Tx 11ax-80 5775 MHz (106-tone RU)

### RU Index 53

Polarity	Frequency	Reading (QP / PK)	Reading (AV)	Ant. Factor	Loss	Gain	Duty Factor	Result (QP / PK)	Result (AV)	Limit (QP / PK)	Limit (AV)	Margin (QP / PK)	Margin (AV)	Remark
[Hori/Vert]	[MHz]	[dBuV]	[dBuV]	[dB/m]	[dB]	[dB]	[dB]	[dBuV/m]	[dBuV/m]	[dBuV/m]	[dBuV/m]	[dB]	[dB]	
Hori.	5650.0	43.0	-	31.9	5.8	33.9	-	46.8	-	68.2	-	21.4	-	
Hori.	5700.0	43.9	-	32.0	5.8	33.9	-	47.8	-	105.2	-	57.4	-	
Hori.	5720.0	44.0	-	32.0	5.8	33.9	-	48.0	-	110.8	-	62.8	-	
Hori.	5725.0	45.6	-	32.1	5.8	33.9	-	49.6	-	122.2	-	72.6	-	
Vert.	5650.0	43.0	-	31.9	5.8	33.9	-	46.8	-	68.2	-	21.4	-	
Vert.	5700.0	43.1	-	32.0	5.8	33.9	-	47.0	-	105.2	-	58.3	-	
Vert.	5720.0	43.8	-	32.0	5.8	33.9	-	47.7	-	110.8	-	63.1	-	
Vert.	5725.0	44.5	-	32.1	5.8	33.9	-	48.5	-	122.2	-	73.7	-	

Result (QP / PK) = Reading + Ant Factor + Loss (Cable+Attenuator+Filter+Distance factor(above 1 GHz)) - Gain(Amplifier)

Result (AV) = Reading + Ant Factor + Loss (Cable+Attenuator+Filter+Distance factor(above 1 GHz)) - Gain(Amplifier) + Duty factor

\*Other frequency noises omitted in this report were not seen or had enough margin (more than 20 dB).

\*QP detector was used up to 1GHz.

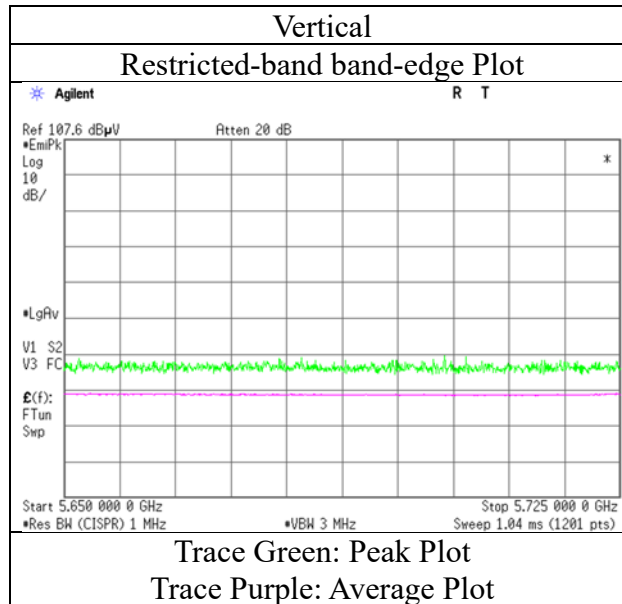
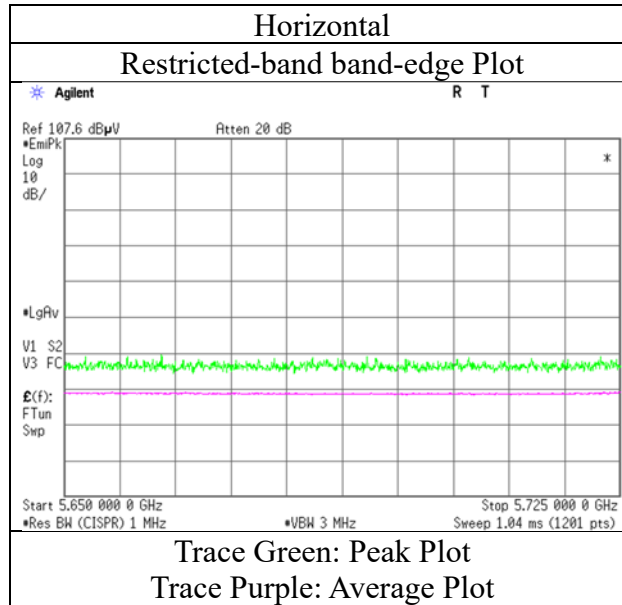
Distance factor:      1 GHz - 10 GHz       $20\log(3.7 \text{ m} / 3.0 \text{ m}) = 1.83 \text{ dB}$



### Radiated Spurious Emission

Test place	Ise EMC Lab.
Semi Anechoic Chamber	No.2
Date	January 19, 2023
Temperature / Humidity	25 deg. C / 51 % RH
Engineer	Kiyoshiro Okazaki (1 GHz - 10 GHz)
Mode	Tx 11ax-80 5775 MHz (106-tone RU)

#### RU Index 53



\* The measurement was conducted for a sufficiently long enough time to detect any possible spurious emissions. Final result of restricted band edge was shown in tabular data.

## Radiated Spurious Emission

Test place	Ise EMC Lab.
Semi Anechoic Chamber	No.2
Date	January 19, 2023
Temperature / Humidity	25 deg. C / 51 % RH
Engineer	Kiyoshiro Okazaki (1 GHz - 10 GHz)
Mode	Tx 11ax-80 5775 MHz (242-tone RU)

### RU Index 61

Polarity	Frequency	Reading (QP / PK)	Reading (AV)	Ant. Factor	Loss	Gain	Duty Factor	Result (QP / PK)	Result (AV)	Limit (QP / PK)	Limit (AV)	Margin (QP / PK)	Margin (AV)	Remark
[Hori/Vert]	[MHz]	[dBuV]	[dBuV]	[dB/m]	[dB]	[dB]	[dB]	[dBuV/m]	[dBuV/m]	[dBuV/m]	[dBuV/m]	[dB]	[dB]	
Hori.	5650.0	43.3	-	31.9	5.8	33.9	-	47.1	-	68.2	-	21.1	-	
Hori.	5700.0	44.3	-	32.0	5.8	33.9	-	48.2	-	105.2	-	57.0	-	
Hori.	5720.0	45.5	-	32.0	5.8	33.9	-	49.5	-	110.8	-	61.3	-	
Hori.	5725.0	46.7	-	32.1	5.8	33.9	-	50.7	-	122.2	-	71.5	-	
Vert.	5650.0	43.0	-	31.9	5.8	33.9	-	46.8	-	68.2	-	21.4	-	
Vert.	5700.0	43.1	-	32.0	5.8	33.9	-	47.0	-	105.2	-	58.2	-	
Vert.	5720.0	44.2	-	32.0	5.8	33.9	-	48.1	-	110.8	-	62.7	-	
Vert.	5725.0	45.8	-	32.1	5.8	33.9	-	49.8	-	122.2	-	72.4	-	

Result (QP / PK) = Reading + Ant Factor + Loss (Cable+Attenuator+Filter+Distance factor(above 1 GHz)) - Gain(Amplifier)

Result (AV) = Reading + Ant Factor + Loss (Cable+Attenuator+Filter+Distance factor(above 1 GHz)) - Gain(Amplifier) + Duty factor

\*Other frequency noises omitted in this report were not seen or had enough margin (more than 20 dB).

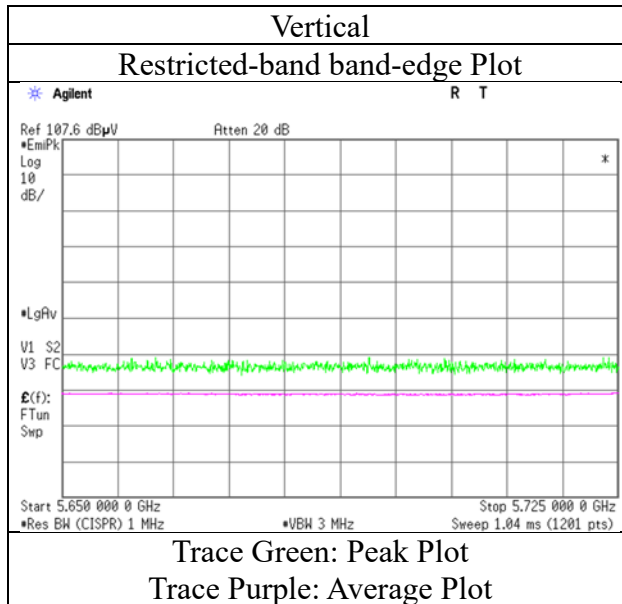
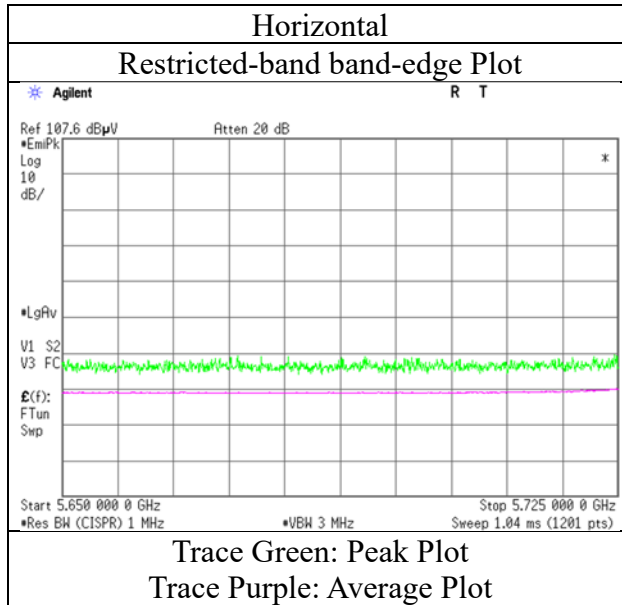
\*QP detector was used up to 1GHz.

Distance factor:      1 GHz - 10 GHz       $20\log(3.7 \text{ m} / 3.0 \text{ m}) = 1.83 \text{ dB}$

### Radiated Spurious Emission

Test place	Ise EMC Lab.
Semi Anechoic Chamber	No.2
Date	January 19, 2023
Temperature / Humidity	25 deg. C / 51 % RH
Engineer	Kiyoshiro Okazaki (1 GHz - 10 GHz)
Mode	Tx 11ax-80 5775 MHz (242-tone RU)

#### RU Index 61



\* The measurement was conducted for a sufficiently long enough time to detect any possible spurious emissions. Final result of restricted band edge was shown in tabular data.

## Radiated Spurious Emission

Test place	Ise EMC Lab.
Semi Anechoic Chamber	No.2
Date	January 19, 2023
Temperature / Humidity	25 deg. C / 51 % RH
Engineer	Kiyoshiro Okazaki (1 GHz - 10 GHz)
Mode	Tx 11ax-80 5775 MHz (484-tone RU)

### RU Index 65

Polarity	Frequency	Reading (QP / PK)	Reading (AV)	Ant. Factor	Loss	Gain	Duty Factor	Result (QP / PK)	Result (AV)	Limit (QP / PK)	Limit (AV)	Margin (QP / PK)	Margin (AV)	Remark
[Hori/Vert]	[MHz]	[dBuV]	[dBuV]	[dB/m]	[dB]	[dB]	[dB]	[dBuV/m]	[dBuV/m]	[dBuV/m]	[dBuV/m]	[dB]	[dB]	
Hori.	5650.0	44.0	-	31.9	5.8	33.9	-	47.8	-	68.2	-	20.4	-	
Hori.	5700.0	45.6	-	32.0	5.8	33.9	-	49.5	-	105.2	-	55.7	-	
Hori.	5720.0	49.9	-	32.0	5.8	33.9	-	53.9	-	110.8	-	57.0	-	
Hori.	5725.0	50.0	-	32.1	5.8	33.9	-	54.0	-	122.2	-	68.2	-	
Vert.	5650.0	43.9	-	31.9	5.8	33.9	-	47.7	-	68.2	-	20.5	-	
Vert.	5700.0	44.2	-	32.0	5.8	33.9	-	48.1	-	105.2	-	57.1	-	
Vert.	5720.0	47.3	-	32.0	5.8	33.9	-	51.2	-	110.8	-	59.6	-	
Vert.	5725.0	47.4	-	32.1	5.8	33.9	-	51.3	-	122.2	-	70.9	-	

Result (QP / PK) = Reading + Ant Factor + Loss (Cable+Attenuator+Filter+Distance factor(above 1 GHz)) - Gain(Amplifier)

Result (AV) = Reading + Ant Factor + Loss (Cable+Attenuator+Filter+Distance factor(above 1 GHz)) - Gain(Amplifier) + Duty factor

\*Other frequency noises omitted in this report were not seen or had enough margin (more than 20 dB).

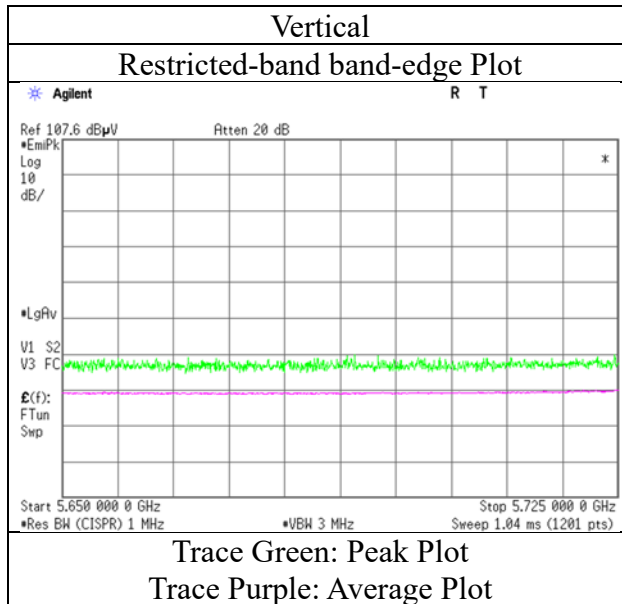
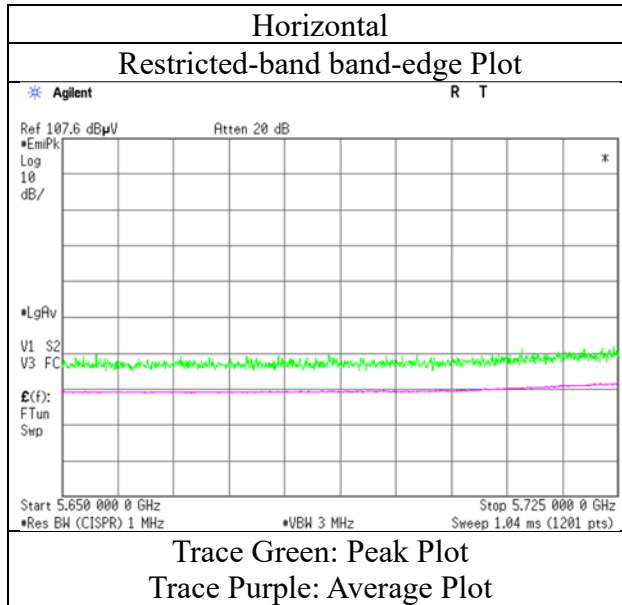
\*QP detector was used up to 1GHz.

Distance factor:      1 GHz - 10 GHz       $20\log(3.7 \text{ m} / 3.0 \text{ m}) = 1.83 \text{ dB}$

### Radiated Spurious Emission

Test place	Ise EMC Lab.
Semi Anechoic Chamber	No.2
Date	January 19, 2023
Temperature / Humidity	25 deg. C / 51 % RH
Engineer	Kiyoshiro Okazaki (1 GHz - 10 GHz)
Mode	Tx 11ax-80 5775 MHz (484-tone RU)

#### RU Index 65



\* The measurement was conducted for a sufficiently long enough time to detect any possible spurious emissions. Final result of restricted band edge was shown in tabular data.

## Radiated Spurious Emission

Test place	Ise EMC Lab.
Semi Anechoic Chamber	No.2
Date	January 19, 2023
Temperature / Humidity	25 deg. C / 51 % RH
Engineer	Kiyoshiro Okazaki (1 GHz - 10 GHz)
Mode	Tx 11ax-80 5775 MHz (26-tone RU)

### RU Index 36

Polarity	Frequency	Reading (QP / PK)	Reading (AV)	Ant. Factor	Loss	Gain	Duty Factor	Result (QP / PK)	Result (AV)	Limit (QP / PK)	Limit (AV)	Margin (QP / PK)	Margin (AV)	Remark
[Hori/Vert]	[MHz]	[dBuV]	[dBuV]	[dB/m]	[dB]	[dB]	[dB]	[dBuV/m]	[dBuV/m]	[dBuV/m]	[dBuV/m]	[dB]	[dB]	
Hori.	5850.0	43.3	-	32.4	5.9	33.9	-	47.6	-	122.2	-	74.7	-	
Hori.	5855.0	43.2	-	32.4	5.9	33.9	-	47.5	-	110.8	-	63.3	-	
Hori.	5875.0	42.1	-	32.4	5.9	33.9	-	46.5	-	105.2	-	58.7	-	
Hori.	5925.0	42.0	-	32.5	5.9	33.9	-	46.5	-	68.2	-	21.8	-	
Vert.	5850.0	43.1	-	32.4	5.9	33.9	-	47.4	-	122.2	-	74.9	-	
Vert.	5855.0	42.8	-	32.4	5.9	33.9	-	47.1	-	110.8	-	63.7	-	
Vert.	5875.0	42.6	-	32.4	5.9	33.9	-	47.0	-	105.2	-	58.2	-	
Vert.	5925.0	42.2	-	32.5	5.9	33.9	-	46.6	-	68.2	-	21.6	-	

Result (QP / PK) = Reading + Ant Factor + Loss (Cable+Attenuator+Filter+Distance factor(above 1 GHz)) - Gain(Amplifier)

Result (AV) = Reading + Ant Factor + Loss (Cable+Attenuator+Filter+Distance factor(above 1 GHz)) - Gain(Amplifier) + Duty factor

\*Other frequency noises omitted in this report were not seen or had enough margin (more than 20 dB).

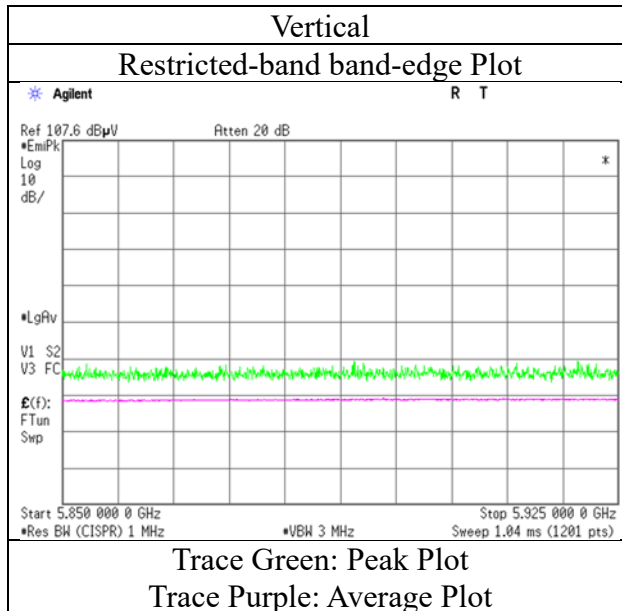
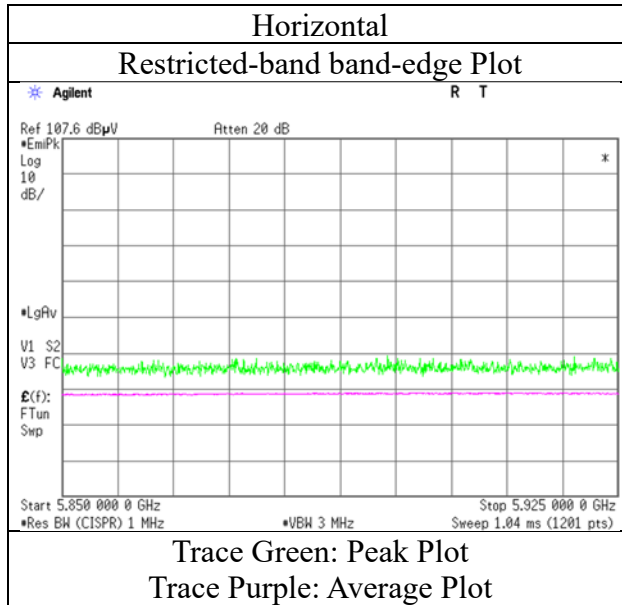
\*QP detector was used up to 1GHz.

Distance factor:      1 GHz - 10 GHz       $20\log(3.7 \text{ m} / 3.0 \text{ m}) = 1.83 \text{ dB}$

### Radiated Spurious Emission

Test place	Ise EMC Lab.
Semi Anechoic Chamber	No.2
Date	January 19, 2023
Temperature / Humidity	25 deg. C / 51 % RH
Engineer	Kiyoshiro Okazaki (1 GHz - 10 GHz)
Mode	Tx 11ax-80 5775 MHz (26-tone RU)

#### RU Index 36



\* The measurement was conducted for a sufficiently long enough time to detect any possible spurious emissions. Final result of restricted band edge was shown in tabular data.

## Radiated Spurious Emission

Test place	Ise EMC Lab.
Semi Anechoic Chamber	No.2
Date	January 19, 2023
Temperature / Humidity	25 deg. C / 51 % RH
Engineer	Kiyoshiro Okazaki (1 GHz - 10 GHz)
Mode	Tx 11ax-80 5775 MHz (52-tone RU)

### RU Index 52

Polarity	Frequency	Reading (QP / PK)	Reading (AV)	Ant. Factor	Loss	Gain	Duty Factor	Result (QP / PK)	Result (AV)	Limit (QP / PK)	Limit (AV)	Margin (QP / PK)	Margin (AV)	Remark
[Hori/Vert]	[MHz]	[dBuV]	[dBuV]	[dB/m]	[dB]	[dB]	[dB]	[dBuV/m]	[dBuV/m]	[dBuV/m]	[dBuV/m]	[dB]	[dB]	
Hori.	5850.0	43.8	-	32.4	5.9	33.9	-	48.1	-	122.2	-	74.1	-	
Hori.	5855.0	43.5	-	32.4	5.9	33.9	-	47.8	-	110.8	-	63.0	-	
Hori.	5875.0	43.2	-	32.4	5.9	33.9	-	47.5	-	105.2	-	57.7	-	
Hori.	5925.0	42.9	-	32.5	5.9	33.9	-	47.3	-	68.2	-	20.9	-	
Vert.	5850.0	43.3	-	32.4	5.9	33.9	-	47.6	-	122.2	-	74.6	-	
Vert.	5855.0	43.6	-	32.4	5.9	33.9	-	47.9	-	110.8	-	62.9	-	
Vert.	5875.0	43.1	-	32.4	5.9	33.9	-	47.5	-	105.2	-	57.7	-	
Vert.	5925.0	42.9	-	32.5	5.9	33.9	-	47.3	-	68.2	-	20.9	-	

Result (QP / PK) = Reading + Ant Factor + Loss (Cable+Attenuator+Filter+Distance factor(above 1 GHz)) - Gain(Amplifier)

Result (AV) = Reading + Ant Factor + Loss (Cable+Attenuator+Filter+Distance factor(above 1 GHz)) - Gain(Amplifier) + Duty factor

\*Other frequency noises omitted in this report were not seen or had enough margin (more than 20 dB).

\*QP detector was used up to 1GHz.

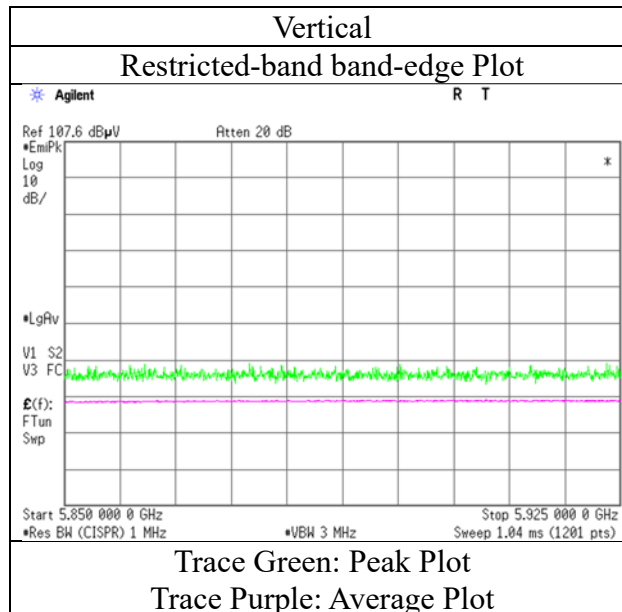
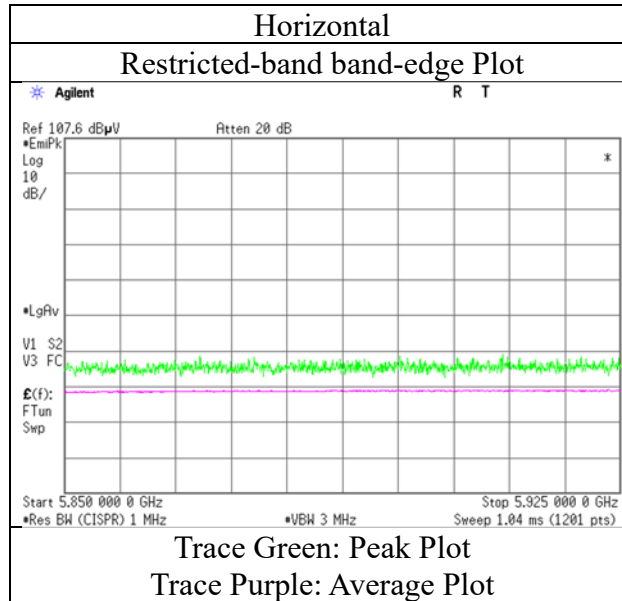
Distance factor:      1 GHz - 10 GHz       $20\log(3.7 \text{ m} / 3.0 \text{ m}) = 1.83 \text{ dB}$



### Radiated Spurious Emission

Test place	Ise EMC Lab.
Semi Anechoic Chamber	No.2
Date	January 19, 2023
Temperature / Humidity	25 deg. C / 51 % RH
Engineer	Kiyoshiro Okazaki (1 GHz - 10 GHz)
Mode	Tx 11ax-80 5775 MHz (52-tone RU)

#### RU Index 52



\* The measurement was conducted for a sufficiently long enough time to detect any possible spurious emissions. Final result of restricted band edge was shown in tabular data.

## Radiated Spurious Emission

Test place	Ise EMC Lab.
Semi Anechoic Chamber	No.2
Date	January 19, 2023
Temperature / Humidity	25 deg. C / 51 % RH
Engineer	Kiyoshiro Okazaki (1 GHz - 10 GHz)
Mode	Tx 11ax-80 5775 MHz (106-tone RU)

### RU Index 60

Polarity	Frequency	Reading (QP / PK)	Reading (AV)	Ant. Factor	Loss	Gain	Duty Factor	Result (QP / PK)	Result (AV)	Limit (QP / PK)	Limit (AV)	Margin (QP / PK)	Margin (AV)	Remark
[Hori/Vert]	[MHz]	[dBuV]	[dBuV]	[dB/m]	[dB]	[dB]	[dB]	[dBuV/m]	[dBuV/m]	[dBuV/m]	[dBuV/m]	[dB]	[dB]	
Hori.	5850.0	43.3	-	32.4	5.9	33.9	-	47.6	-	122.2	-	74.7	-	
Hori.	5855.0	43.2	-	32.4	5.9	33.9	-	47.5	-	110.8	-	63.3	-	
Hori.	5875.0	43.0	-	32.4	5.9	33.9	-	47.4	-	105.2	-	57.8	-	
Hori.	5925.0	42.5	-	32.5	5.9	33.9	-	46.9	-	68.2	-	21.3	-	
Vert.	5850.0	43.4	-	32.4	5.9	33.9	-	47.7	-	122.2	-	74.5	-	
Vert.	5855.0	43.3	-	32.4	5.9	33.9	-	47.6	-	110.8	-	63.2	-	
Vert.	5875.0	43.1	-	32.4	5.9	33.9	-	47.5	-	105.2	-	57.7	-	
Vert.	5925.0	43.0	-	32.5	5.9	33.9	-	47.4	-	68.2	-	20.8	-	

Result (QP / PK) = Reading + Ant Factor + Loss (Cable+Attenuator+Filter+Distance factor(above 1 GHz)) - Gain(Amplifier)

Result (AV) = Reading + Ant Factor + Loss (Cable+Attenuator+Filter+Distance factor(above 1 GHz)) - Gain(Amplifier) + Duty factor

\*Other frequency noises omitted in this report were not seen or had enough margin (more than 20 dB).

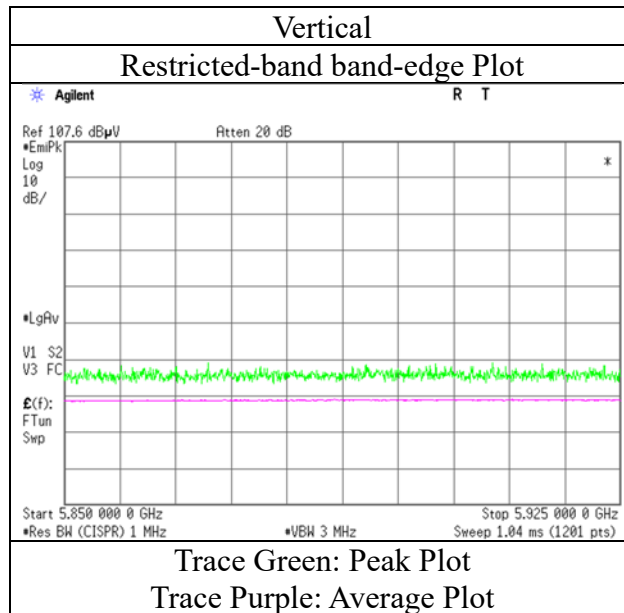
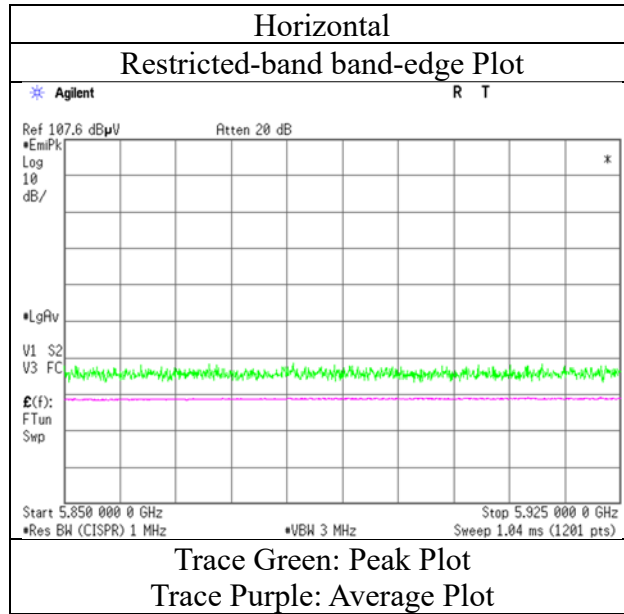
\*QP detector was used up to 1GHz.

Distance factor:      1 GHz - 10 GHz       $20\log(3.7 \text{ m} / 3.0 \text{ m}) = 1.83 \text{ dB}$

### Radiated Spurious Emission

Test place	Ise EMC Lab.
Semi Anechoic Chamber	No.2
Date	January 19, 2023
Temperature / Humidity	25 deg. C / 51 % RH
Engineer	Kiyoshiro Okazaki (1 GHz - 10 GHz)
Mode	Tx 11ax-80 5775 MHz (106-tone RU)

#### RU Index 60



\* The measurement was conducted for a sufficiently long enough time to detect any possible spurious emissions. Final result of restricted band edge was shown in tabular data.

## Radiated Spurious Emission

Test place	Ise EMC Lab.
Semi Anechoic Chamber	No.2
Date	January 19, 2023
Temperature / Humidity	25 deg. C / 51 % RH
Engineer	Kiyoshiro Okazaki (1 GHz - 10 GHz)
Mode	Tx 11ax-80 5775 MHz (242-tone RU)

### RU Index 64

Polarity	Frequency	Reading (QP / PK)	Reading (AV)	Ant. Factor	Loss	Gain	Duty Factor	Result (QP / PK)	Result (AV)	Limit (QP / PK)	Limit (AV)	Margin (QP / PK)	Margin (AV)	Remark
[Hori/Vert]	[MHz]	[dBuV]	[dBuV]	[dB/m]	[dB]	[dB]	[dB]	[dBuV/m]	[dBuV/m]	[dBuV/m]	[dBuV/m]	[dB]	[dB]	
Hori.	5850.0	43.2	-	32.4	5.9	33.9	-	47.5	-	122.2	-	74.7	-	
Hori.	5855.0	42.9	-	32.4	5.9	33.9	-	47.2	-	110.8	-	63.6	-	
Hori.	5875.0	42.8	-	32.4	5.9	33.9	-	47.1	-	105.2	-	58.1	-	
Hori.	5925.0	42.2	-	32.5	5.9	33.9	-	46.6	-	68.2	-	21.6	-	
Vert.	5850.0	44.0	-	32.4	5.9	33.9	-	48.3	-	122.2	-	73.9	-	
Vert.	5855.0	43.9	-	32.4	5.9	33.9	-	48.2	-	110.8	-	62.6	-	
Vert.	5875.0	43.6	-	32.4	5.9	33.9	-	47.9	-	105.2	-	57.3	-	
Vert.	5925.0	43.5	-	32.5	5.9	33.9	-	47.9	-	68.2	-	20.3	-	

Result (QP / PK) = Reading + Ant Factor + Loss (Cable+Attenuator+Filter+Distance factor(above 1 GHz)) - Gain(Amplifier)

Result (AV) = Reading + Ant Factor + Loss (Cable+Attenuator+Filter+Distance factor(above 1 GHz)) - Gain(Amplifier) + Duty factor

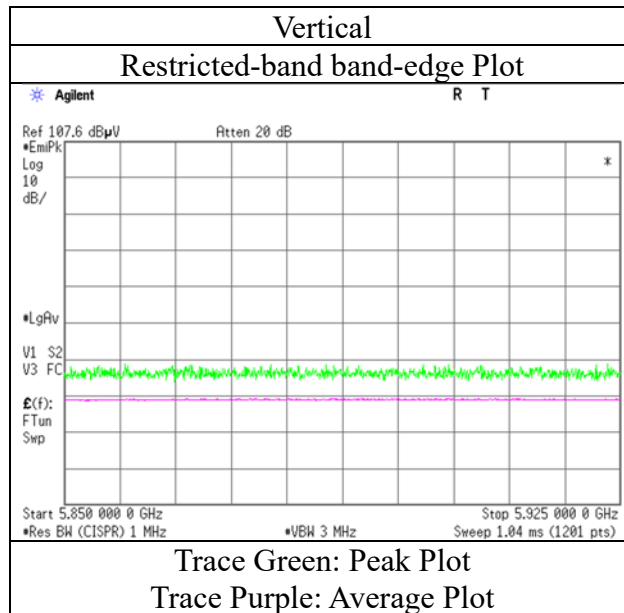
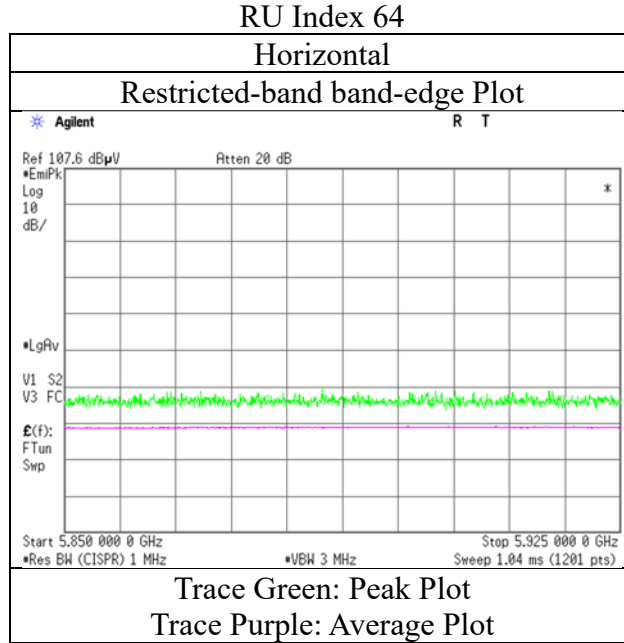
\*Other frequency noises omitted in this report were not seen or had enough margin (more than 20 dB).

\*QP detector was used up to 1GHz.

Distance factor:      1 GHz - 10 GHz       $20\log(3.7 \text{ m} / 3.0 \text{ m}) = 1.83 \text{ dB}$

### Radiated Spurious Emission

Test place	Ise EMC Lab.
Semi Anechoic Chamber	No.2
Date	January 19, 2023
Temperature / Humidity	25 deg. C / 51 % RH
Engineer	Kiyoshiro Okazaki (1 GHz - 10 GHz)
Mode	Tx 11ax-80 5775 MHz (242-tone RU)



\* The measurement was conducted for a sufficiently long enough time to detect any possible spurious emissions. Final result of restricted band edge was shown in tabular data.

## Radiated Spurious Emission

Test place	Ise EMC Lab.
Semi Anechoic Chamber	No.2
Date	January 19, 2023
Temperature / Humidity	25 deg. C / 51 % RH
Engineer	Kiyoshiro Okazaki (1 GHz - 10 GHz)
Mode	Tx 11ax-80 5775 MHz (484-tone RU)

### RU Index 66

Polarity	Frequency	Reading (QP / PK)	Reading (AV)	Ant. Factor	Loss	Gain	Duty Factor	Result (QP / PK)	Result (AV)	Limit (QP / PK)	Limit (AV)	Margin (QP / PK)	Margin (AV)	Remark
[Hori/Vert]	[MHz]	[dBuV]	[dBuV]	[dB/m]	[dB]	[dB]	[dB]	[dBuV/m]	[dBuV/m]	[dBuV/m]	[dBuV/m]	[dB]	[dB]	
Hori.	5850.0	44.9	-	32.4	5.9	33.9	-	49.2	-	122.2	-	73.0	-	
Hori.	5855.0	44.4	-	32.4	5.9	33.9	-	48.8	-	110.8	-	62.1	-	
Hori.	5875.0	43.6	-	32.4	5.9	33.9	-	47.9	-	105.2	-	57.3	-	
Hori.	5925.0	43.0	-	32.5	5.9	33.9	-	47.4	-	68.2	-	20.8	-	
Vert.	5850.0	46.1	-	32.4	5.9	33.9	-	50.4	-	122.2	-	71.8	-	
Vert.	5855.0	45.9	-	32.4	5.9	33.9	-	50.2	-	110.8	-	60.6	-	
Vert.	5875.0	44.6	-	32.4	5.9	33.9	-	48.9	-	105.2	-	56.3	-	
Vert.	5925.0	43.5	-	32.5	5.9	33.9	-	47.9	-	68.2	-	20.3	-	

Result (QP / PK) = Reading + Ant Factor + Loss (Cable+Attenuator+Filter+Distance factor(above 1 GHz)) - Gain(Amplifier)

Result (AV) = Reading + Ant Factor + Loss (Cable+Attenuator+Filter+Distance factor(above 1 GHz)) - Gain(Amplifier) + Duty factor

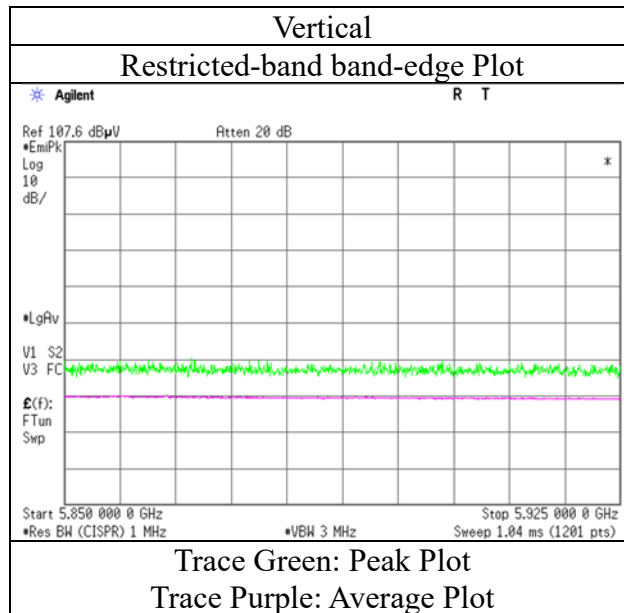
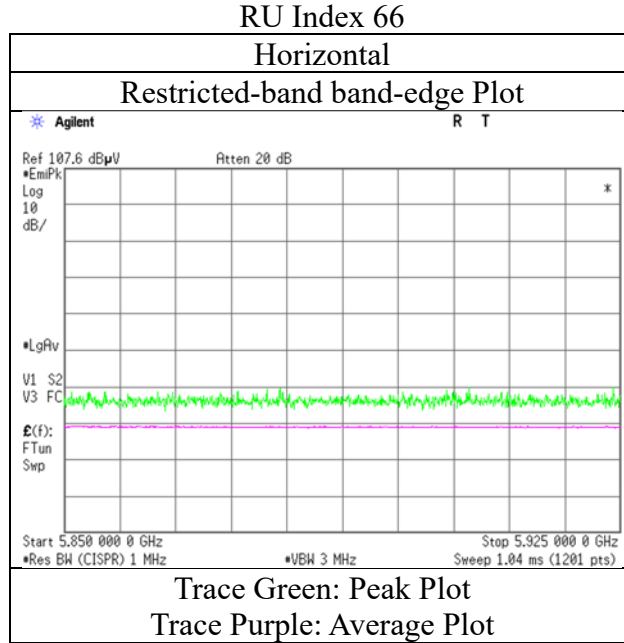
\*Other frequency noises omitted in this report were not seen or had enough margin (more than 20 dB).

\*QP detector was used up to 1GHz.

Distance factor:      1 GHz - 10 GHz       $20\log(3.7 \text{ m} / 3.0 \text{ m}) = 1.83 \text{ dB}$

### Radiated Spurious Emission

Test place	Ise EMC Lab.
Semi Anechoic Chamber	No.2
Date	January 19, 2023
Temperature / Humidity	25 deg. C / 51 % RH
Engineer	Kiyoshiro Okazaki (1 GHz - 10 GHz)
Mode	Tx 11ax-80 5775 MHz (484-tone RU)



\* The measurement was conducted for a sufficiently long enough time to detect any possible spurious emissions. Final result of restricted band edge was shown in tabular data.

## Radiated Spurious Emission

Test place	Ise EMC Lab.
Semi Anechoic Chamber	No.2
Date	January 19, 2023
Temperature / Humidity	25 deg. C / 51 % RH
Engineer	Kiyoshiro Okazaki (1 GHz - 10 GHz)
Mode	Tx 11ax-80 5775 MHz (996-tone RU)

### RU Index 67

Polarity	Frequency	Reading (QP / PK)	Reading (AV)	Ant. Factor	Loss	Gain	Duty Factor	Result (QP / PK)	Result (AV)	Limit (QP / PK)	Limit (AV)	Margin (QP / PK)	Margin (AV)	Remark
[Hori/Vert]	[MHz]	[dBuV]	[dBuV]	[dB/m]	[dB]	[dB]	[dB]	[dBuV/m]	[dBuV/m]	[dBuV/m]	[dBuV/m]	[dB]	[dB]	
Hori.	5650.0	44.5	-	31.9	5.8	33.9	-	48.3	-	68.2	-	19.9	-	
Hori.	5700.0	56.2	-	32.0	5.8	33.9	-	60.1	-	105.2	-	45.1	-	
Hori.	5720.0	57.0	-	32.0	5.8	33.9	-	61.0	-	110.8	-	49.8	-	
Hori.	5725.0	57.6	-	32.1	5.8	33.9	-	61.6	-	122.2	-	60.7	-	
Hori.	5850.0	52.7	-	32.4	5.9	33.9	-	57.0	-	122.2	-	65.2	-	
Hori.	5855.0	52.7	-	32.4	5.9	33.9	-	57.0	-	110.8	-	53.8	-	
Hori.	5875.0	50.4	-	32.4	5.9	33.9	-	54.7	-	105.2	-	50.5	-	
Hori.	5925.0	43.3	-	32.5	5.9	33.9	-	47.7	-	68.2	-	20.5	-	
Vert.	5650.0	44.2	-	31.9	5.8	33.9	-	48.0	-	68.2	-	20.2	-	
Vert.	5700.0	51.8	-	32.0	5.8	33.9	-	55.7	-	105.2	-	49.5	-	
Vert.	5720.0	52.8	-	32.0	5.8	33.9	-	56.7	-	110.8	-	54.1	-	
Vert.	5725.0	54.6	-	32.1	5.8	33.9	-	58.6	-	122.2	-	63.6	-	
Vert.	5850.0	55.1	-	32.4	5.9	33.9	-	59.4	-	122.2	-	62.8	-	
Vert.	5855.0	54.7	-	32.4	5.9	33.9	-	59.0	-	110.8	-	51.8	-	
Vert.	5875.0	53.6	-	32.4	5.9	33.9	-	57.9	-	105.2	-	47.3	-	
Vert.	5925.0	44.2	-	32.5	5.9	33.9	-	48.6	-	68.2	-	19.6	-	

Result (QP / PK) = Reading + Ant Factor + Loss (Cable+Attenuator+Filter+Distance factor(above 1 GHz)) - Gain(Amplifier)

Result (AV)= Reading + Ant Factor + Loss (Cable+Attenuator+Filter+Distance factor(above 1 GHz)) - Gain(Amplifier) + Duty factor

\*Other frequency noises omitted in this report were not seen or had enough margin (more than 20 dB).

\*QP detector was used up to 1GHz.

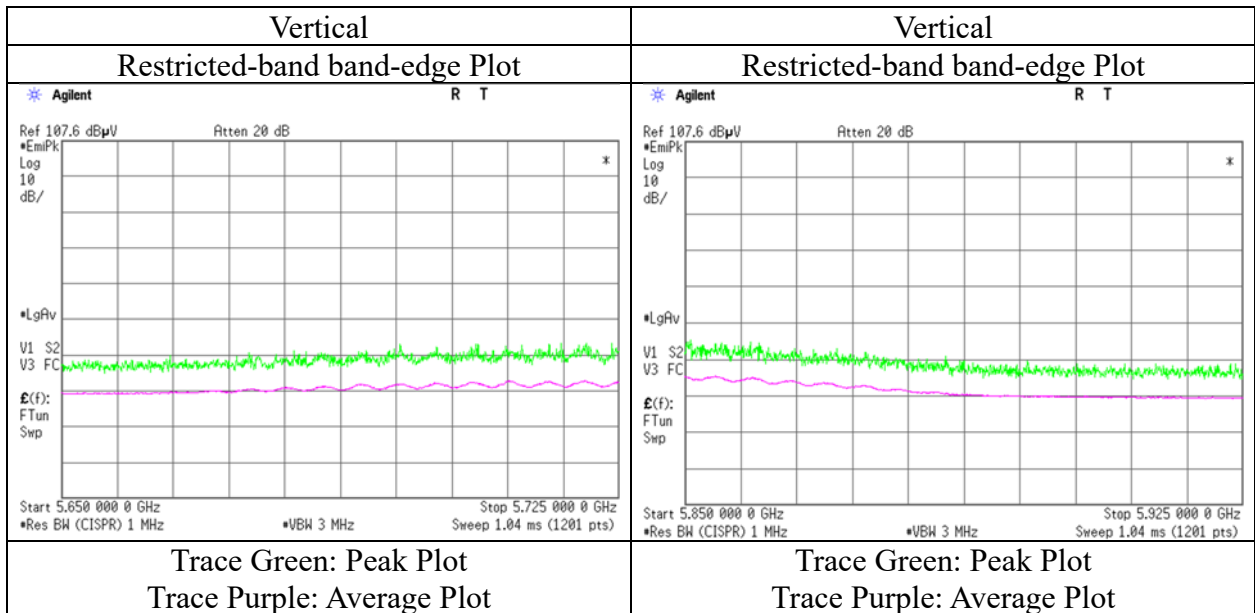
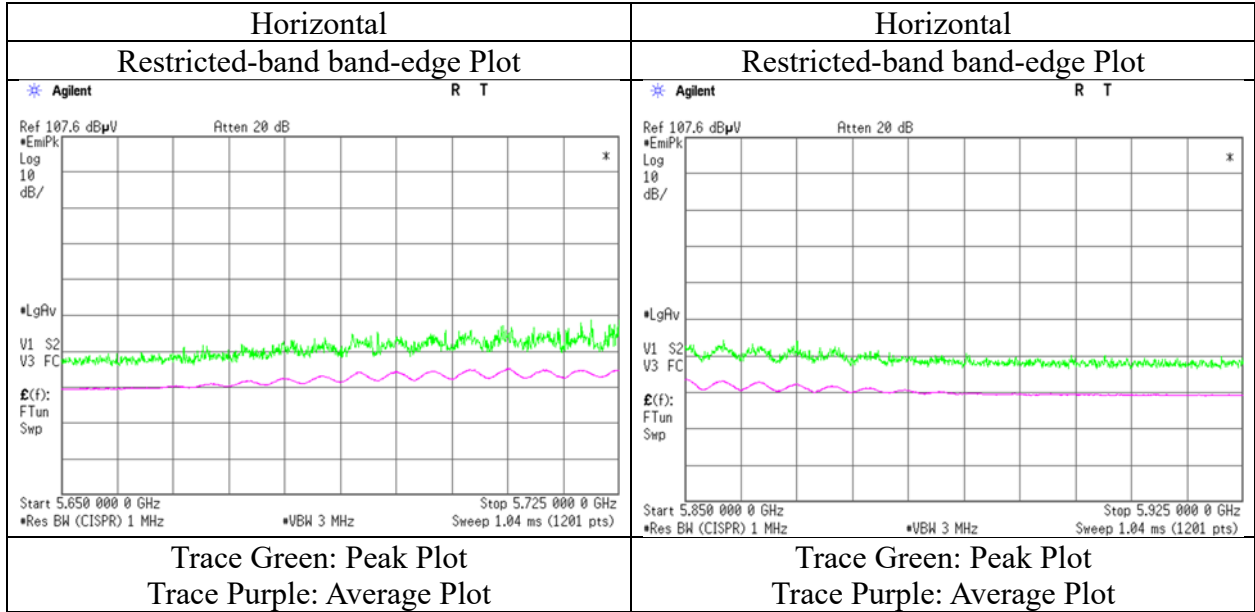
Distance factor: 1 GHz - 10 GHz      20log(3.7 m / 3.0 m) = 1.83 dB



**Radiated Spurious Emission**

Test place	Ise EMC Lab.
Semi Anechoic Chamber	No.2
Date	January 19, 2023
Temperature / Humidity	25 deg. C / 51 % RH
Engineer	Kiyoshiro Okazaki (1 GHz - 10 GHz)
Mode	Tx 11ax-80 5775 MHz (996-tone RU)

RU Index 67



\* The measurement was conducted for a sufficiently long enough time to detect any possible spurious emissions. Final result of restricted band edge was shown in tabular data.

**Radiated Spurious Emission**  
**(WLAN + BT1)**

Test place	Ise EMC Lab.				
Semi Anechoic Chamber	No.2	No.2	No.2	No.2	No.2
Date	January 22, 2023	January 22, 2023	January 23, 2023	January 23, 2023	January 24, 2023
Temperature / Humidity	20 deg. C / 45 % RH	18 deg. C / 40 % RH	18 deg. C / 41 % RH	24 deg. C / 43 % RH	20 deg. C / 39 % RH
Engineer	Hiroki Numata	Yuichiro Yamazaki	Takumi Nishida	Yuichiro Yamazaki	Yuichiro Yamazaki
	(1 GHz - 10 GHz)	(10 GHz - 18 GHz)	(18 GHz - 26.5 GHz)	(26.5 GHz - 40 GHz)	(Below 1 GHz)
Mode	Tx 11ax-80 5290 MHz (996-tone RU) + BT1 3DH5 Hopping				

**RU Index 67**

Polarity	Frequency	Reading (QP / PK)	Reading (AV)	Ant. Factor	Loss	Gain	Duty Factor	Result (QP / PK)	Result (AV)	Limit (QP / PK)	Limit (AV)	Margin (QP / PK)	Margin (AV)	Remark
[Hori/Vert]	[MHz]	[dBuV]	[dBuV]	[dB/m]	[dB]	[dB]	[dB]	[dBuV/m]	[dBuV/m]	[dBuV/m]	[dBuV/m]	[dB]	[dB]	
Hori.	57.9	36.4	-	8.6	7.0	28.5	-	23.5	-	40.0	-	16.5	-	
Hori.	119.6	42.3	-	12.9	7.5	28.4	-	34.4	-	43.5	-	9.1	-	
Hori.	146.4	39.3	-	14.8	7.7	28.3	-	33.6	-	43.5	-	10.0	-	
Hori.	335.9	36.9	-	15.3	8.9	28.0	-	33.1	-	46.0	-	12.9	-	
Hori.	368.2	40.7	-	15.3	9.1	28.2	-	36.8	-	46.0	-	9.2	-	
Hori.	548.0	31.7	-	18.0	10.0	29.2	-	30.4	-	46.0	-	15.6	-	
Hori.	639.2	37.5	-	19.4	10.3	29.3	-	37.9	-	46.0	-	8.1	-	
Hori.	680.2	38.8	-	19.7	10.5	29.3	-	39.7	-	46.0	-	6.3	-	
Hori.	878.4	38.6	-	22.1	11.1	28.9	-	42.9	-	46.0	-	3.1	-	
Hori.	5350.0	57.4	44.9	31.8	5.7	34.0	0.3	60.9	48.7	73.9	53.9	13.0	5.2	*1)
Hori.	10580.0	43.8	-	39.5	-2.4	34.3	-	46.6	-	68.2	-	21.6	-	Floor noise
Hori.	15870.0	45.4	36.0	37.6	-0.7	33.8	-	48.5	39.2	73.9	53.9	25.4	14.8	Floor noise
Vert.	57.9	47.7	-	8.6	7.0	28.5	-	34.8	-	40.0	-	5.2	-	
Vert.	119.6	41.7	-	12.9	7.5	28.4	-	33.7	-	43.5	-	9.8	-	
Vert.	146.4	39.9	-	14.8	7.7	28.3	-	34.1	-	43.5	-	9.5	-	
Vert.	335.9	42.7	-	15.3	8.9	28.0	-	38.9	-	46.0	-	7.2	-	
Vert.	368.2	46.8	-	15.3	9.1	28.2	-	42.9	-	46.0	-	3.1	-	
Vert.	548.0	40.6	-	18.0	10.0	29.2	-	39.3	-	46.0	-	6.8	-	
Vert.	639.2	34.6	-	19.4	10.3	29.3	-	35.1	-	46.0	-	11.0	-	
Vert.	680.2	37.2	-	19.7	10.5	29.3	-	38.1	-	46.0	-	7.9	-	
Vert.	878.4	38.4	-	22.1	11.1	28.9	-	42.8	-	46.0	-	3.3	-	
Vert.	5350.0	51.9	41.0	31.8	5.7	34.0	0.3	55.4	44.8	73.9	53.9	18.5	9.1	*1)
Vert.	10580.0	43.9	-	39.5	-2.4	34.3	-	46.7	-	68.2	-	21.5	-	Floor noise
Vert.	15870.0	45.3	35.9	37.6	-0.7	33.8	-	48.4	39.0	73.9	53.9	25.5	14.9	Floor noise

Result (QP / PK) = Reading + Ant Factor + Loss (Cable+Attenuator+Filter+Distance factor(above 1 GHz)) - Gain(Amplifier)

Result (AV) = Reading + Ant Factor + Loss (Cable+Attenuator+Filter+Distance factor(above 1 GHz)) - Gain(Amplifier) + Duty factor

\*Other frequency noises omitted in this report were not seen or had enough margin (more than 20 dB).

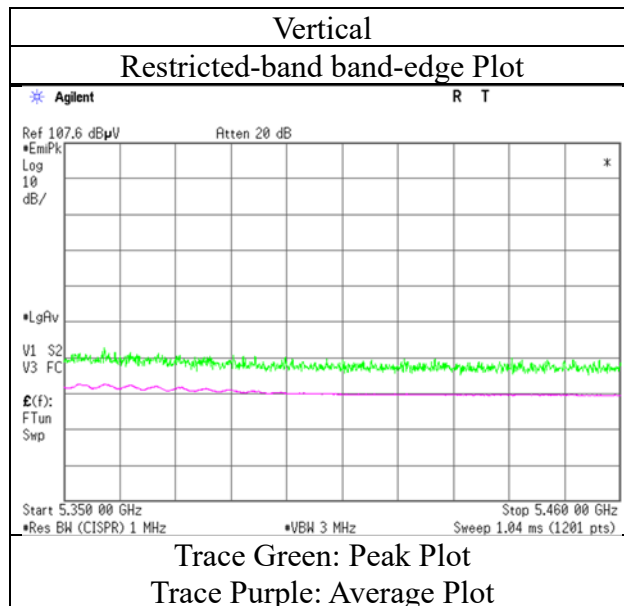
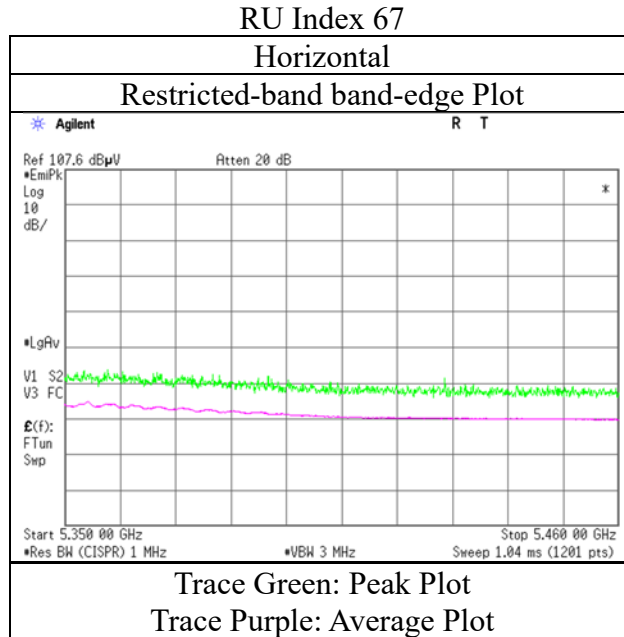
\*QP detector was used up to 1GHz.

\*1) Not Out of Band emission(Leakage Power)

Distance factor:      1 GHz - 10 GHz      20log(3.7 m / 3.0 m) = 1.83 dB  
                              10 GHz - 40 GHz      20log(1.0 m / 3.0 m) = -9.5 dB

**Radiated Spurious Emission**  
(WLAN + BT1)

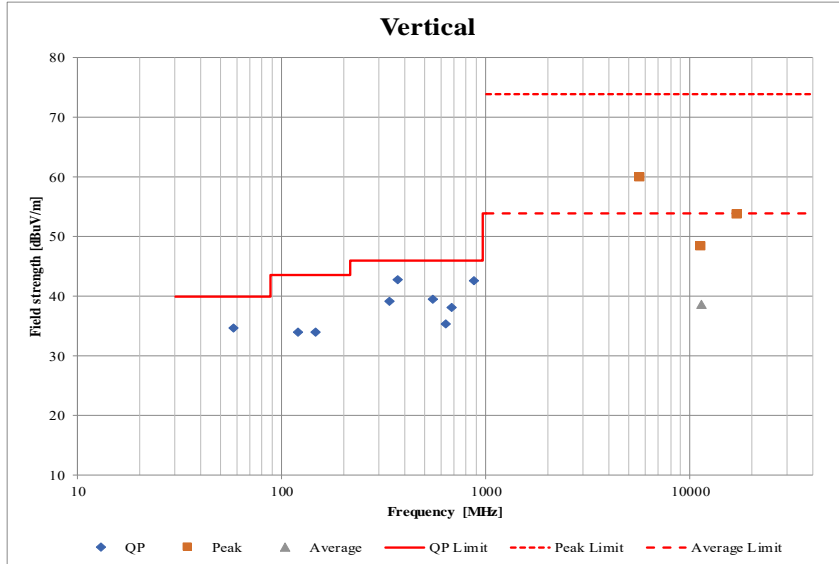
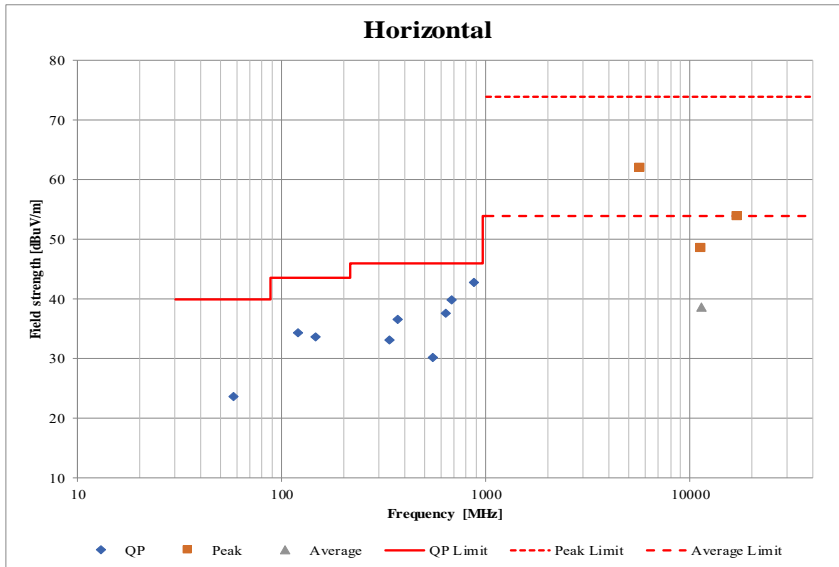
Test place	Ise EMC Lab.
Semi Anechoic Chamber	No.2
Date	January 22, 2023
Temperature / Humidity	20 deg. C / 45 % RH
Engineer	Hiroki Numata (Below 1 GHz)
Mode	Tx 11ax-80 5290 MHz (996-tone RU) + BT1 3DH5 Hopping



\* The measurement was conducted for a sufficiently long enough time to detect any possible spurious emissions. Final result of restricted band edge was shown in tabular data.

**Radiated Spurious Emission**  
**(Plot data, Worst case mode for Maximum Conducted Output Power)**

Test place	Ise EMC Lab.				
Semi Anechoic Chamber	No.2	No.2	No.2	No.2	No.2
Date	January 20, 2023	January 22, 2023	January 23, 2023	January 23, 2023	January 24, 2023
Temperature / Humidity	20 deg. C / 40 % RH	18 deg. C / 40 % RH	18 deg. C / 41 % RH	24 deg. C / 43 % RH	20 deg. C / 39 % RH
Engineer	Yuichiro Yamazaki	Yuichiro Yamazaki	Takumi Nishida	Yuichiro Yamazaki	Yuichiro Yamazaki
Mode	Tx 11ax-20 5700 MHz (OFDM)				



\*These plots data contains sufficient number to show the trend of characteristic features for EUT.

## APPENDIX 2: Test Instruments

### Test Equipment

Test Item	Local ID	LIMS ID	Description	Manufacturer	Model	Serial	Last Calibration Date	Cal Int
RE	COTS-MEMI-02	178648	EMI measurement program	TSJ (Techno Science Japan)	TEPTO-DV	-	-	-
RE	MAEC-02	142004	AC2_Semi Anechoic Chamber(NSA)	TDK	Semi Anechoic Chamber 3m	DA-06902	05/30/2022	24
RE	MAEC-02-SVSWR	142006	AC2_Semi Anechoic Chamber(SVSWR)	TDK	Semi Anechoic Chamber 3m	DA-06902	04/09/2021	24
RE	MAT-112	220646	Attenuator	Huber+Suhner	6806_N-50-1	-	06/07/2022	12
RE	MBA-08	141427	Biconical Antenna	Schwarzbeck Mess-Elektronik OHG	VHA9103B+ BBA9106	08031	07/30/2022	12
RE	MCC-12	141317	Coaxial Cable	UL Japan	-	-	09/27/2022	12
RE	MCC-176	141279	Microwave Cable	Junkosha	MMX221-00500DMSDMS	1502S303	03/15/2022	12
RE	MCC-218	141394	Microwave Cable	Junkosha	MWX221	1607S141(1 m) / 1608S264(5 m)	09/12/2022	12
RE	MCC-242	196409	Microwave Cable	Huber+Suhner	SF101EA/11PC24/11PC24/2500MM	SN 800093/1EA	01/23/2023	12
RE	MHA-03	141504	Horn Antenna 26.5-40GHz	EMCO	3160-10	1150	09/20/2022	12
RE	MHA-06	141512	Horn Antenna 1-18GHz	Schwarzbeck Mess-Elektronik OHG	BBHA9120D	254	10/20/2022	12
RE	MHA-16	141513	Horn Antenna 15-40GHz	Schwarzbeck Mess-Elektronik OHG	BBHA9170	BBHA9170306	07/05/2022	12
RE	MHF-16	141406	High Pass Filter 7-20GHz	TOKIMEC	TF37NCCA	7001	09/07/2022	12
RE	MJM-27	142228	Measure, Tape, Steel	KOMELON	KMC-36	-	-	-
RE	MLA-21	141265	Logperiodic Antenna (200-1000MHz)	Schwarzbeck Mess-Elektronik OHG	VUSLP9111B	9111B-190	07/30/2022	12
RE	MMM-01	141542	Digital Tester	Fluke Corporation	FLUKE 26-3	78030611	08/12/2022	12
RE	MOS-41	192300	Thermo-Hygrometer	CUSTOM. Inc	CTH-201	0013	12/17/2022	12
RE	MPA-10	141579	Pre Amplifier	Keysight Technologies Inc	8449B	3008A02142	02/22/2022	12
RE	MPA-24	141594	Pre Amplifier	Keysight Technologies Inc	8447D	2944A10150	02/25/2022	12
RE	MPA-33	220253	Broadband Amplifier	SAGE Millimeter, Inc.	SBB-0115033218-2F2F-E3	0001	05/13/2022	12
RE	MSA-04	141885	Spectrum Analyzer	Keysight Technologies Inc	E4448A	US44300523	11/21/2022	12
RE	MTR-03	141942	Test Receiver	Rohde & Schwarz	ESCI	100300	07/29/2022	12

\*Hyphens for Last Calibration Date and Cal Int (month) are instruments that Calibration is not required (e.g. software), or instruments checked in advance before use.

The expiration date of the calibration is the end of the expired month.

As for some calibrations performed after the tested dates, those test equipment have been controlled by means of an unbroken chains of calibrations.

All equipment is calibrated with valid calibrations. Each measurement data is traceable to the national or international standards.

Test item: RE: Radiated Emission