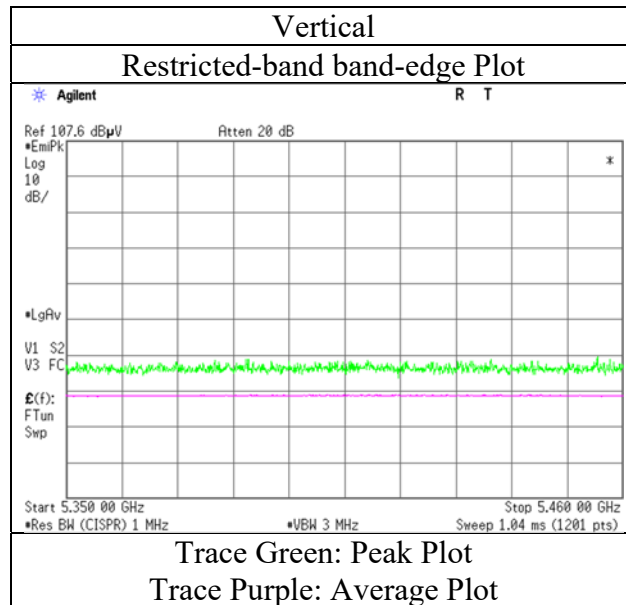
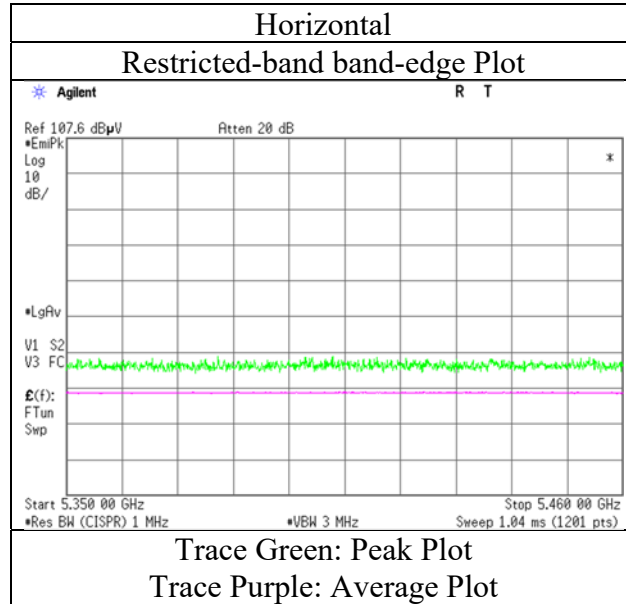


Radiated Spurious Emission
(PIFA Antenna)

Report No. 13170804H
Test place Ise EMC Lab. No.3 Semi Anechoic Chamber
Date February 21, 2020
Temperature / Humidity 23 deg. C / 28 % RH
Engineer Yuta Moriya
(1 GHz - 10 GHz)
Mode Tx 11ax-40 5310 MHz (52-tone RU)

RU Index 44



* The measurement was conducted for a sufficiently long enough time to detect any possible spurious emissions.
Final result of restricted band edge was shown in tabular data.

UL Japan, Inc.

Ise EMC Lab.

4383-326 Asama-cho, Ise-shi, Mie-ken 516-0021 JAPAN

Telephone : +81 596 24 8999

Facsimile : +81 596 24 8124

Radiated Spurious Emission
(PIFA Antenna)

Report No. 13170804H
Test place Ise EMC Lab. No.3 Semi Anechoic Chamber
Date February 21, 2020
Temperature / Humidity 23 deg. C / 28 % RH
Engineer Yuta Moriya
(1 GHz - 10 GHz)
Mode Tx 11ax-40 5310 MHz (106-tone RU)

RU Index 56

Polarity	Frequency [MHz]	Detector	Reading [dBuV]	Ant.Fac. [dB/m]	Loss [dB]	Gain [dB]	Duty Factor [dB]	Result [dBuV/m]	Limit [dBuV/m]	Margin [dB]	Remark
Hori.	5350.000	PK	40.9	31.5	6.0	31.8	-	46.4	73.9	27.5	
Hori.	5350.000	AV	30.8	31.5	6.0	31.8	2.6	38.9	53.9	15.0	*1)
Vert.	5350.000	PK	40.8	31.5	6.0	31.8	-	46.4	73.9	27.5	
Vert.	5350.000	AV	30.9	31.5	6.0	31.8	2.6	39.0	53.9	14.9	*1)

Result = Reading + Ant Factor + Loss (Cable+Attenuator+Filter+Distance factor(above 1 GHz)) - Gain(Amplifier) + Duty factor

*Other frequency noises omitted in this report were not seen or had enough margin (more than 20 dB).

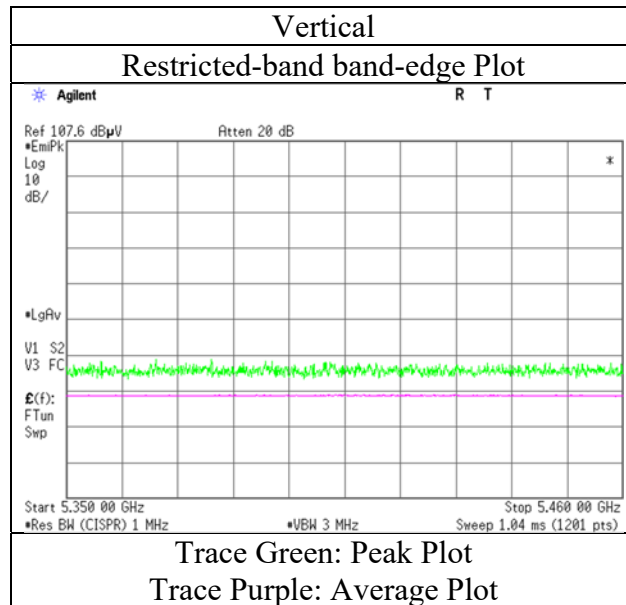
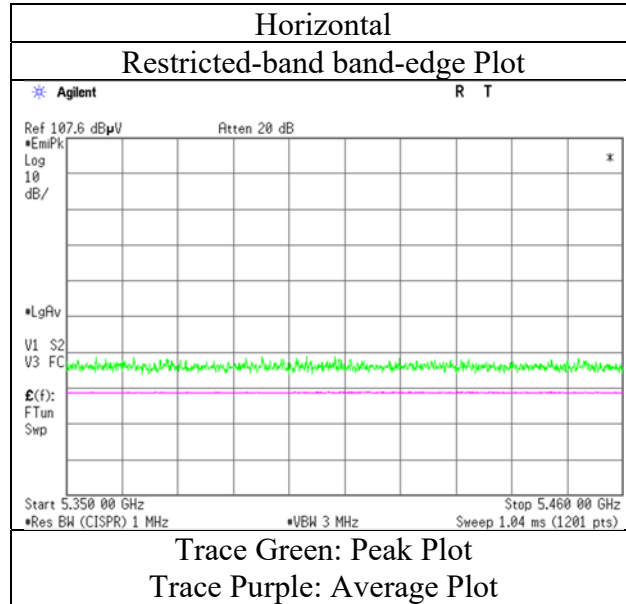
Distance factor: 1 GHz - 10 GHz $20\log(3.9\text{ m} / 3.0\text{ m}) = 2.28\text{ dB}$

*1) Not Out of Band emission(Leakage Power)

Radiated Spurious Emission
(PIFA Antenna)

Report No. 13170804H
Test place Ise EMC Lab. No.3 Semi Anechoic Chamber
Date February 21, 2020
Temperature / Humidity 23 deg. C / 28 % RH
Engineer Yuta Moriya
(1 GHz - 10 GHz)
Mode Tx 11ax-40 5310 MHz (106-tone RU)

RU Index 56



* The measurement was conducted for a sufficiently long enough time to detect any possible spurious emissions. Final result of restricted band edge was shown in tabular data.

Radiated Spurious Emission
(PIFA Antenna)

Report No. 13170804H
Test place Ise EMC Lab. No.3 Semi Anechoic Chamber
Date February 21, 2020
Temperature / Humidity 23 deg. C / 28 % RH
Engineer Yuta Moriya
(1 GHz - 10 GHz)
Mode Tx 11ax-40 5310 MHz (242-tone RU)

RU Index 62

Polarity	Frequency [MHz]	Detector	Reading [dBuV]	Ant.Fac. [dB/m]	Loss [dB]	Gain [dB]	Duty Factor [dB]	Result [dBuV/m]	Limit [dBuV/m]	Margin [dB]	Remark
Hori.	5350.000	PK	40.4	31.5	6.0	31.8	-	46.0	73.9	27.9	
Hori.	5350.000	AV	30.9	31.5	6.0	31.8	3.2	39.7	53.9	14.2	*1)
Vert.	5350.000	PK	40.5	31.5	6.0	31.8	-	46.1	73.9	27.8	
Vert.	5350.000	AV	30.7	31.5	6.0	31.8	3.2	39.5	53.9	14.4	*1)

Result = Reading + Ant Factor + Loss (Cable+Attenuator+Filter+Distance factor(above 1 GHz)) - Gain(Amplifier) + Duty factor

*Other frequency noises omitted in this report were not seen or had enough margin (more than 20 dB).

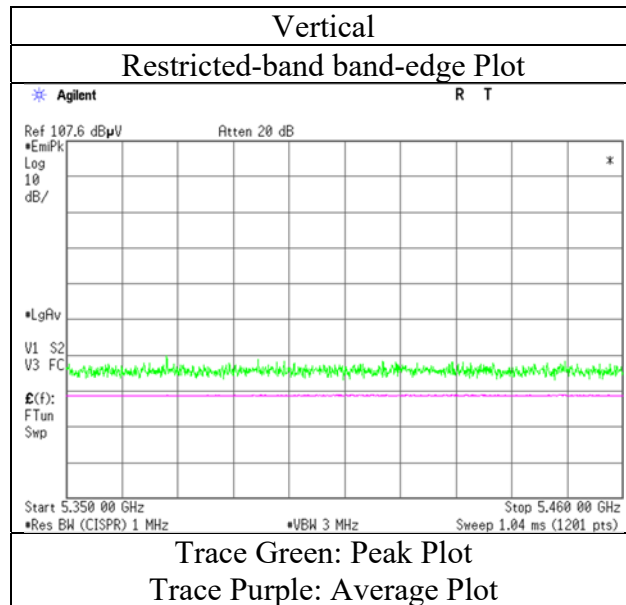
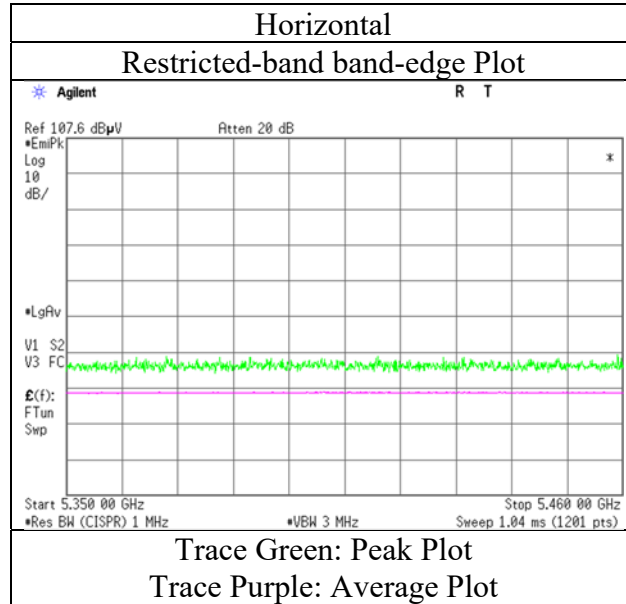
Distance factor: 1 GHz - 10 GHz $20\log(3.9\text{ m} / 3.0\text{ m}) = 2.28\text{ dB}$

*1) Not Out of Band emission(Leakage Power)

Radiated Spurious Emission
(PIFA Antenna)

Report No. 13170804H
Test place Ise EMC Lab. No.3 Semi Anechoic Chamber
Date February 21, 2020
Temperature / Humidity 23 deg. C / 28 % RH
Engineer Yuta Moriya
(1 GHz - 10 GHz)
Mode Tx 11ax-40 5310 MHz (242-tone RU)

RU Index 62



* The measurement was conducted for a sufficiently long enough time to detect any possible spurious emissions.
Final result of restricted band edge was shown in tabular data.

UL Japan, Inc.

Ise EMC Lab.

4383-326 Asama-cho, Ise-shi, Mie-ken 516-0021 JAPAN

Telephone : +81 596 24 8999

Facsimile : +81 596 24 8124

Radiated Spurious Emission
(PIFA Antenna)

Report No. 13170804H
Test place Ise EMC Lab. No.3 Semi Anechoic Chamber
Date April 7, 2020
Temperature / Humidity 21 deg. C / 25 % RH
Engineer Yuta Moriya
(1 GHz - 10 GHz)
Mode Tx 11ax-40 5310 MHz (484-tone RU)

RU Index 65

Polarity	Frequency [MHz]	Detector	Reading [dBuV]	Ant.Fac. [dB/m]	Loss [dB]	Gain [dB]	Duty Factor [dB]	Result [dBuV/m]	Limit [dBuV/m]	Margin [dB]	Remark
Hori.	5350.000	PK	56.1	31.5	6.1	31.7	-	61.9	73.9	12.0	
Hori.	5350.000	AV	44.9	31.5	6.1	31.7	0.3	51.0	53.9	2.9	*1)
Vert.	5350.000	PK	56.1	31.5	6.1	31.7	-	61.9	73.9	12.0	
Vert.	5350.000	AV	45.5	31.5	6.1	31.7	0.3	51.5	53.9	2.4	*1)

Result = Reading + Ant Factor + Loss (Cable+Attenuator+Filter+Distance factor(above 1 GHz)) - Gain(Amplifier) + Duty factor

*Other frequency noises omitted in this report were not seen or had enough margin (more than 20 dB).

④④④

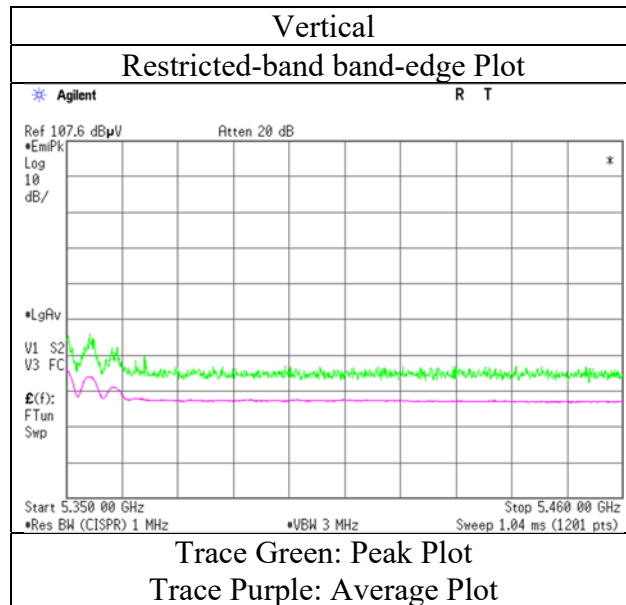
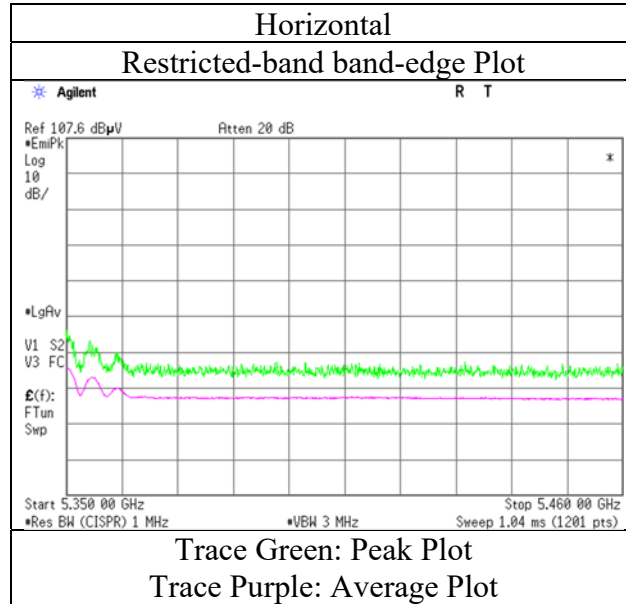
Distance factor: 1 GHz - 10 GHz $20\log(3.9\text{ m} / 3.0\text{ m}) = 2.28\text{ dB}$

*1) Not Out of Band emission(Leakage Power)

Radiated Spurious Emission
(PIFA Antenna)

Report No. 13170804H
Test place Ise EMC Lab. No.3 Semi Anechoic Chamber
Date April 7, 2020
Temperature / Humidity 21 deg. C / 25 % RH
Engineer Yuta Moriya
(1 GHz - 10 GHz)
Mode Tx 11ax-40 5310 MHz (484-tone RU)

RU Index 65



* The measurement was conducted for a sufficiently long enough time to detect any possible spurious emissions.
Final result of restricted band edge was shown in tabular data.

UL Japan, Inc.

Ise EMC Lab.

4383-326 Asama-cho, Ise-shi, Mie-ken 516-0021 JAPAN

Telephone : +81 596 24 8999

Facsimile : +81 596 24 8124

Radiated Spurious Emission
(PIFA Antenna)

Report No. 13170804H
Test place Ise EMC Lab. No.3 Semi Anechoic Chamber
Date February 25, 2020
Temperature / Humidity 23 deg. C / 35 % RH
Engineer Yuta Moriya
(1 GHz - 10 GHz)
Mode Tx 11ax-40 5510 MHz (26-tone RU)

RU Index 0

Polarity	Frequency [MHz]	Detector	Reading [dBuV]	Ant.Fac. [dB/m]	Loss [dB]	Gain [dB]	Duty Factor [dB]	Result [dBuV/m]	Limit [dBuV/m]	Margin [dB]	Remark
Hori.	5460.000	PK	40.1	31.7	6.0	31.9	-	45.9	68.2	22.3	
Hori.	5470.000	PK	40.3	31.7	6.0	31.9	-	46.1	68.2	22.1	
Hori.	5460.000	AV	31.9	31.7	6.0	31.9	0.2	37.9	53.9	16.0	*1)
Vert.	5460.000	PK	40.1	31.7	6.0	31.9	-	45.9	68.2	22.3	
Vert.	5470.000	PK	40.4	31.7	6.0	31.9	-	46.2	68.2	22.0	
Vert.	5460.000	AV	31.9	31.7	6.0	31.9	0.2	37.9	53.9	16.0	*1)

Result = Reading + Ant Factor + Loss (Cable+Attenuator+Filter+Distance factor(above 1 GHz)) - Gain(Amplifier) + Duty factor

*Other frequency noises omitted in this report were not seen or had enough margin (more than 20 dB).

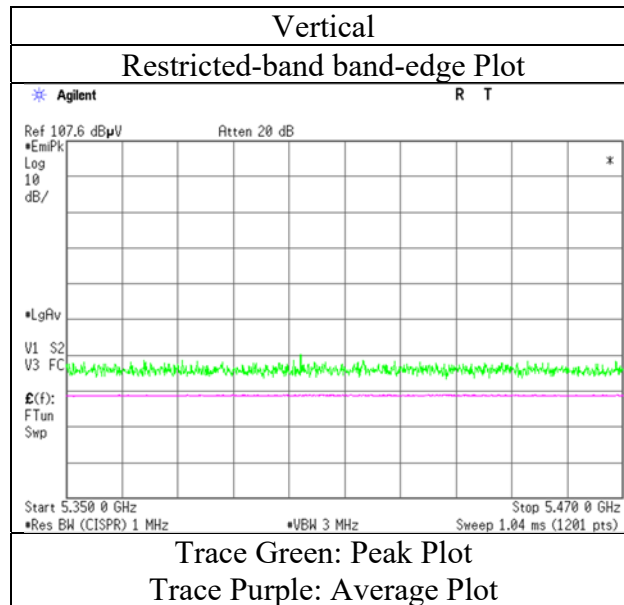
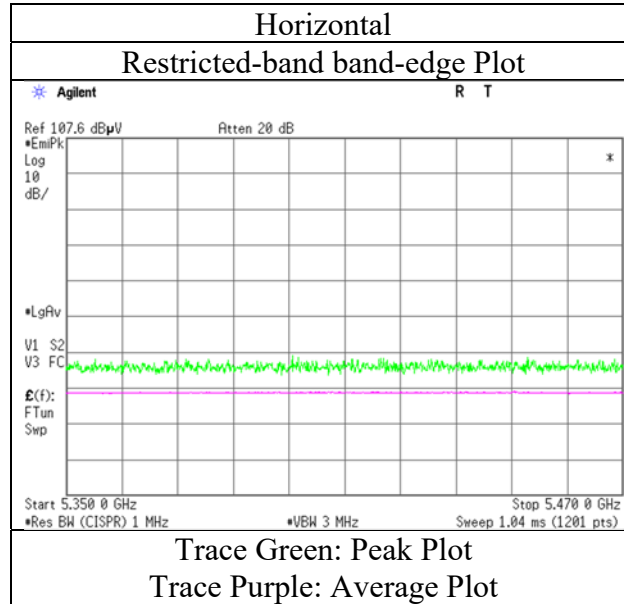
Distance factor: 1 GHz - 10 GHz $20\log(3.9\text{ m} / 3.0\text{ m}) = 2.28\text{ dB}$

*1) Not Out of Band emission(Leakage Power)

Radiated Spurious Emission
 (PIFA Antenna)

Report No. 13170804H
 Test place Ise EMC Lab. No.3 Semi Anechoic Chamber
 Date February 25, 2020
 Temperature / Humidity 23 deg. C / 35 % RH
 Engineer Yuta Moriya
 (1 GHz - 10 GHz)
 Mode Tx 11ax-40 5510 MHz (26-tone RU)

RU Index 0



* The measurement was conducted for a sufficiently long enough time to detect any possible spurious emissions. Final result of restricted band edge was shown in tabular data.

Radiated Spurious Emission
(PIFA Antenna)

Report No. 13170804H
Test place Ise EMC Lab. No.3 Semi Anechoic Chamber
Date February 25, 2020
Temperature / Humidity 23 deg. C / 35 % RH
Engineer Yuta Moriya
(1 GHz - 10 GHz)
Mode Tx 11ax-40 5510 MHz (52-tone RU)

RU Index37

Polarity	Frequency [MHz]	Detector	Reading [dBuV]	Ant.Fac. [dB/m]	Loss [dB]	Gain [dB]	Duty Factor [dB]	Result [dBuV/m]	Limit [dBuV/m]	Margin [dB]	Remark
Hori.	5460.000	PK	40.1	31.7	6.0	31.9	-	45.9	68.2	22.3	
Hori.	5470.000	PK	40.3	31.7	6.0	31.9	-	46.2	68.2	22.1	
Hori.	5460.000	AV	32.1	31.7	6.0	31.9	0.2	38.1	53.9	15.8	*1)
Vert.	5460.000	PK	40.2	31.7	6.0	31.9	-	46.0	68.2	22.2	
Vert.	5470.000	PK	40.4	31.7	6.0	31.9	-	46.3	68.2	21.9	
Vert.	5460.000	AV	32.0	31.7	6.0	31.9	0.2	38.0	53.9	15.9	*1)

Result = Reading + Ant Factor + Loss (Cable+Attenuator+Filter+Distance factor(above 1 GHz)) - Gain(Amplifier) + Duty factor

*Other frequency noises omitted in this report were not seen or had enough margin (more than 20 dB).

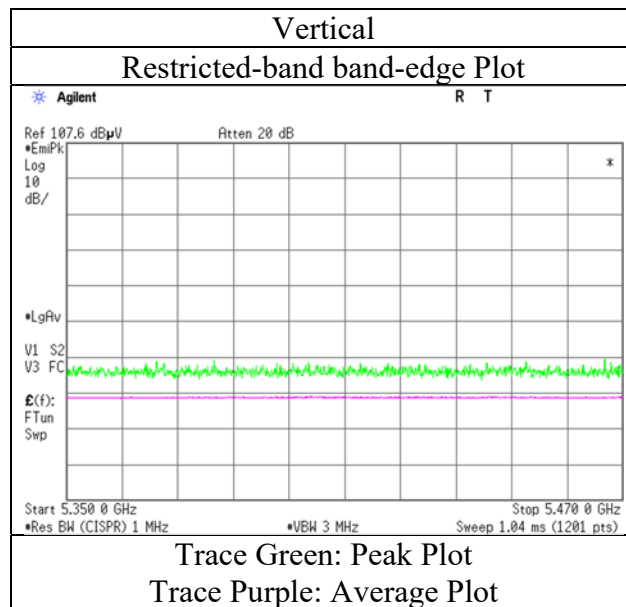
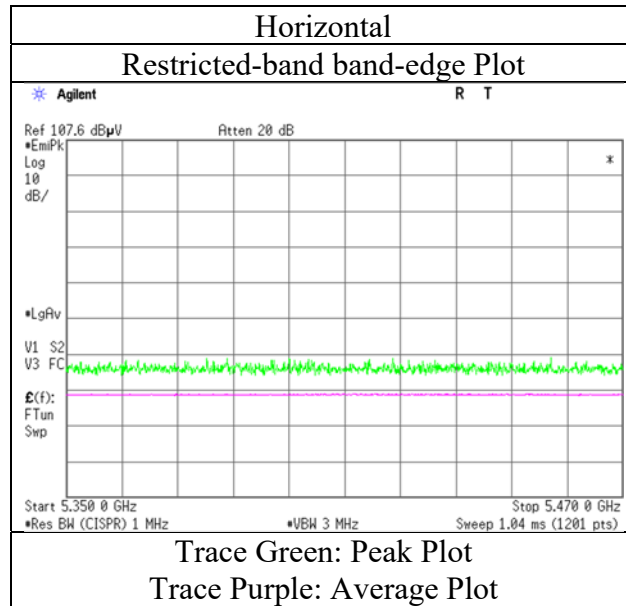
Distance factor: 1 GHz - 10 GHz $20\log(3.9\text{ m} / 3.0\text{ m}) = 2.28\text{ dB}$

*1) Not Out of Band emission(Leakage Power)

Radiated Spurious Emission
(PIFA Antenna)

Report No. 13170804H
Test place Ise EMC Lab. No.3 Semi Anechoic Chamber
Date February 25, 2020
Temperature / Humidity 23 deg. C / 35 % RH
Engineer Yuta Moriya
(1 GHz - 10 GHz)
Mode Tx 11ax-40 5510 MHz (52-tone RU)

RU Index37



* The measurement was conducted for a sufficiently long enough time to detect any possible spurious emissions. Final result of restricted band edge was shown in tabular data.

Radiated Spurious Emission
(PIFA Antenna)

Report No. 13170804H
Test place Ise EMC Lab. No.3 Semi Anechoic Chamber
Date February 25, 2020
Temperature / Humidity 23 deg. C / 35 % RH
Engineer Yuta Moriya
(1 GHz - 10 GHz)
Mode Tx 11ax-40 5510 MHz (106-tone RU)

RU Index 53

Polarity	Frequency [MHz]	Detector	Reading [dBuV]	Ant.Fac. [dB/m]	Loss [dB]	Gain [dB]	Duty Factor [dB]	Result [dBuV/m]	Limit [dBuV/m]	Margin [dB]	Remark
Hori.	5460.000	PK	40.6	31.7	6.0	31.9	-	46.4	68.2	21.8	
Hori.	5470.000	PK	40.7	31.7	6.0	31.9	-	46.5	68.2	21.7	
Hori.	5460.000	AV	32.5	31.7	6.0	31.9	0.2	38.5	53.9	15.4	*1)
Vert.	5460.000	PK	40.5	31.7	6.0	31.9	-	46.3	68.2	21.9	
Vert.	5470.000	PK	40.6	31.7	6.0	31.9	-	46.4	68.2	21.8	
Vert.	5460.000	AV	32.6	31.7	6.0	31.9	0.2	38.6	53.9	15.3	*1)

Result = Reading + Ant Factor + Loss (Cable+Attenuator+Filter+Distance factor(above 1 GHz)) - Gain(Amplifier) + Duty factor

*Other frequency noises omitted in this report were not seen or had enough margin (more than 20 dB).

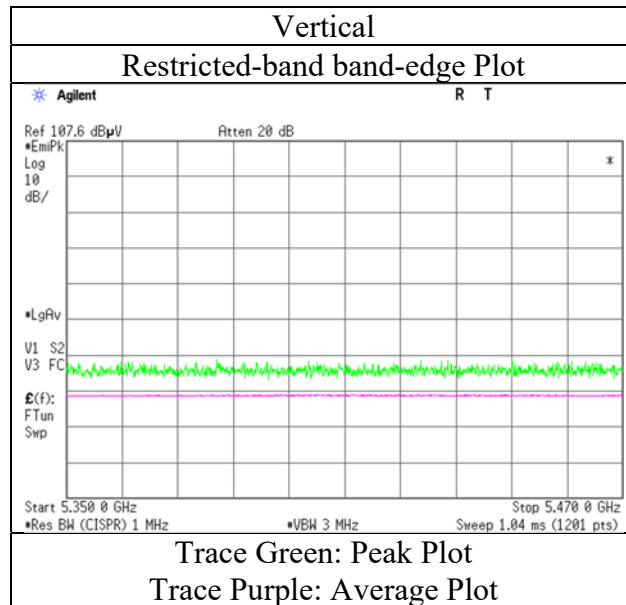
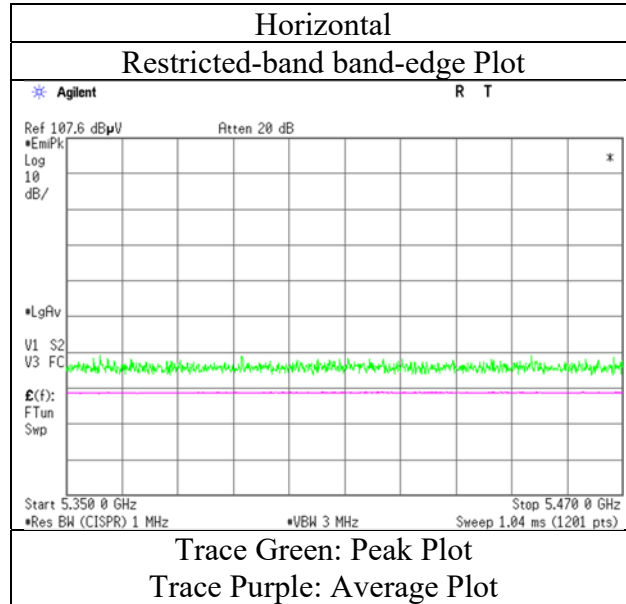
Distance factor: 1 GHz - 10 GHz $20\log(3.9\text{ m} / 3.0\text{ m}) = 2.28\text{ dB}$

*1) Not Out of Band emission(Leakage Power)

Radiated Spurious Emission
(PIFA Antenna)

Report No. 13170804H
Test place Ise EMC Lab. No.3 Semi Anechoic Chamber
Date February 25, 2020
Temperature / Humidity 23 deg. C / 35 % RH
Engineer Yuta Moriya
(1 GHz - 10 GHz)
Mode Tx 11ax-40 5510 MHz (106-tone RU)

RU Index 53



* The measurement was conducted for a sufficiently long enough time to detect any possible spurious emissions. Final result of restricted band edge was shown in tabular data.

Radiated Spurious Emission
(PIFA Antenna)

Report No. 13170804H
Test place Ise EMC Lab. No.3 Semi Anechoic Chamber
Date February 25, 2020
Temperature / Humidity 23 deg. C / 35 % RH
Engineer Yuta Moriya
(1 GHz - 10 GHz)
Mode Tx 11ax-40 5510 MHz (242-tone RU)

RU Index 61

Polarity	Frequency [MHz]	Detector	Reading [dBuV]	Ant.Fac. [dB/m]	Loss [dB]	Gain [dB]	Duty Factor [dB]	Result [dBuV/m]	Limit [dBuV/m]	Margin [dB]	Remark
Hori.	5460.000	PK	40.5	31.7	6.0	31.9	-	46.3	68.2	21.9	
Hori.	5470.000	PK	40.5	31.7	6.0	31.9	-	46.4	68.2	21.9	
Hori.	5460.000	AV	32.6	31.7	6.0	31.9	0.2	38.6	53.9	15.3	*1)
Vert.	5460.000	PK	40.5	31.7	6.0	31.9	-	46.3	68.2	21.9	
Vert.	5470.000	PK	40.7	31.7	6.0	31.9	-	46.5	68.2	21.7	
Vert.	5460.000	AV	32.6	31.7	6.0	31.9	0.2	38.7	53.9	15.2	*1)

Result = Reading + Ant Factor + Loss (Cable+Attenuator+Filter+Distance factor(above 1 GHz)) - Gain(Amplifier) + Duty factor

*Other frequency noises omitted in this report were not seen or had enough margin (more than 20 dB).

Distance factor: 1 GHz - 10 GHz $20\log(3.9\text{ m} / 3.0\text{ m}) = 2.28\text{ dB}$

*1) Not Out of Band emission(Leakage Power)

UL Japan, Inc.

Ise EMC Lab.

4383-326 Asama-cho, Ise-shi, Mie-ken 516-0021 JAPAN

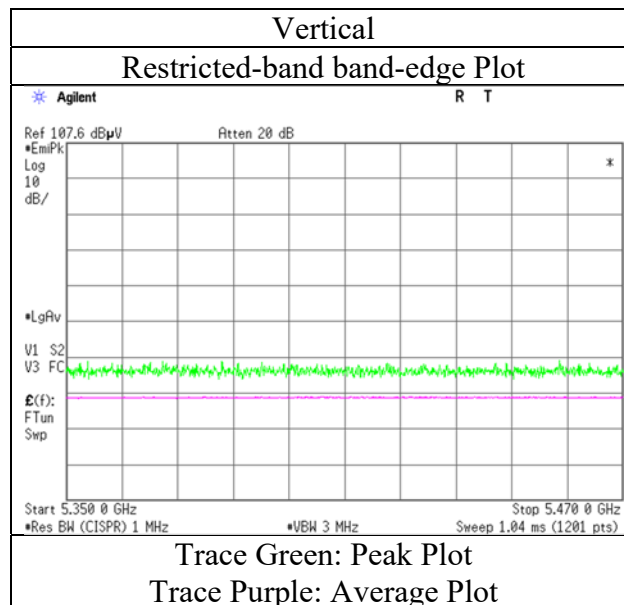
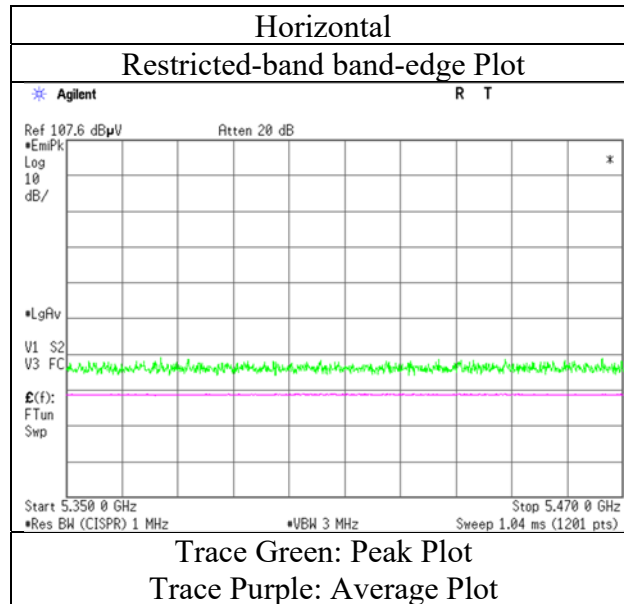
Telephone : +81 596 24 8999

Facsimile : +81 596 24 8124

Radiated Spurious Emission
(PIFA Antenna)

Report No. 13170804H
Test place Ise EMC Lab. No.3 Semi Anechoic Chamber
Date February 25, 2020
Temperature / Humidity 23 deg. C / 35 % RH
Engineer Yuta Moriya
(1 GHz - 10 GHz)
Mode Tx 11ax-40 5510 MHz (242-tone RU)

RU Index 61



* The measurement was conducted for a sufficiently long enough time to detect any possible spurious emissions. Final result of restricted band edge was shown in tabular data.

Radiated Spurious Emission
(PIFA Antenna)

Report No. 13170804H
Test place Ise EMC Lab. No.3 Semi Anechoic Chamber
Date April 8, 2020
Temperature / Humidity 21 deg. C / 30 % RH
Engineer Junki Nagatomi
(1 GHz - 10 GHz)
Mode Tx 11ax-40 5510 MHz (484-tone RU)

RU Index 65

Polarity	Frequency [MHz]	Detector	Reading [dBuV]	Ant.Fac. [dB/m]	Loss [dB]	Gain [dB]	Duty Factor [dB]	Result [dBuV/m]	Limit [dBuV/m]	Margin [dB]	Remark
Hori.	5460.000	PK	52.5	31.7	6.1	31.7	-	58.5	68.2	9.7	
Hori.	5470.000	PK	55.8	31.7	6.1	31.7	-	61.8	68.2	6.4	
Hori.	5460.000	AV	36.6	31.7	6.1	31.7	0.3	42.9	53.9	11.1	*1)
Vert.	5460.000	PK	47.0	31.7	6.1	31.7	-	53.0	68.2	15.2	
Vert.	5470.000	PK	49.7	31.7	6.1	31.7	-	55.8	68.2	12.4	
Vert.	5460.000	AV	34.2	31.7	6.1	31.7	0.3	40.5	53.9	13.4	*1)

Result = Reading + Ant Factor + Loss (Cable+Attenuator+Filter+Distance factor(above 1 GHz)) - Gain(Amplifier) + Duty factor

*Other frequency noises omitted in this report were not seen or had enough margin (more than 20 dB).

Notes

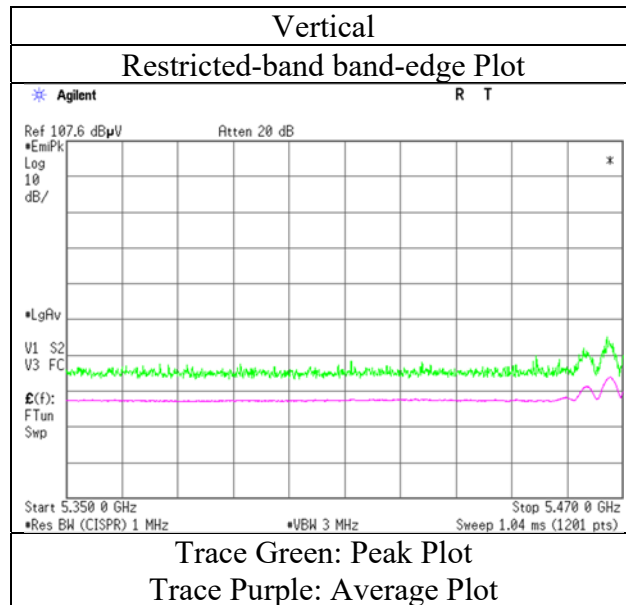
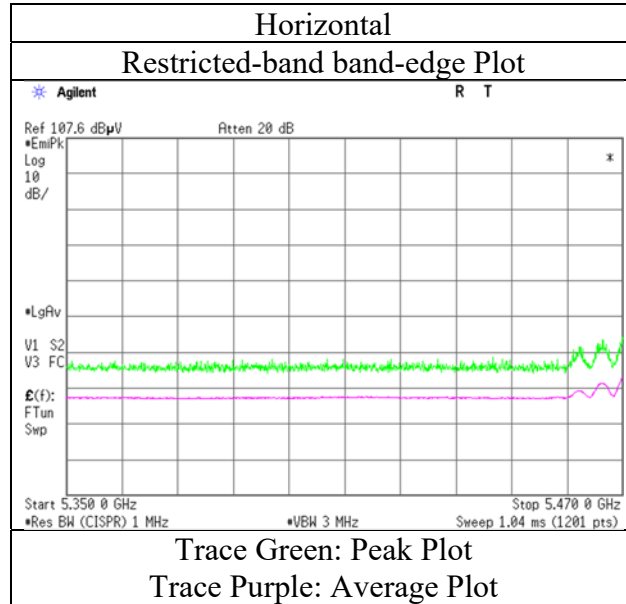
Distance factor: 1 GHz - 10 GHz $20\log(3.9\text{ m} / 3.0\text{ m}) = 2.28\text{ dB}$

*1) Not Out of Band emission(Leakage Power)

Radiated Spurious Emission
(PIFA Antenna)

Report No. 13170804H
Test place Ise EMC Lab. No.3 Semi Anechoic Chamber
Date April 8, 2020
Temperature / Humidity 21 deg. C / 30 % RH
Engineer Junki Nagatomi
(1 GHz - 10 GHz)
Mode Tx 11ax-40 5510 MHz (484-tone RU)

RU Index 65



* The measurement was conducted for a sufficiently long enough time to detect any possible spurious emissions. Final result of restricted band edge was shown in tabular data.

UL Japan, Inc.

Ise EMC Lab.

4383-326 Asama-cho, Ise-shi, Mie-ken 516-0021 JAPAN

Telephone : +81 596 24 8999

Facsimile : +81 596 24 8124

Radiated Spurious Emission
(PIFA Antenna)

Report No. 13170804H
Test place Ise EMC Lab. No.3 Semi Anechoic Chamber
Date February 25, 2020
Temperature / Humidity 23 deg. C / 35 % RH
Engineer Yuta Moriya
(1 GHz - 10 GHz)
Mode Tx 11ax-40 5670 MHz (26-tone RU)

RU Index 17

Polarity	Frequency [MHz]	Detector	Reading [dBuV]	Ant.Fac. [dB/m]	Loss [dB]	Gain [dB]	Duty Factor [dB]	Result [dBuV/m]	Limit [dBuV/m]	Margin [dB]	Remark
Hori.	5725.000	PK	41.2	32.0	6.1	31.9	-	47.4	68.2	20.8	
Vert.	5725.000	PK	40.1	32.0	6.1	31.9	-	46.3	68.2	21.9	

Result = Reading + Ant Factor + Loss (Cable+Attenuator+Filter+Distance factor(above 1 GHz)) - Gain(Amplifier)

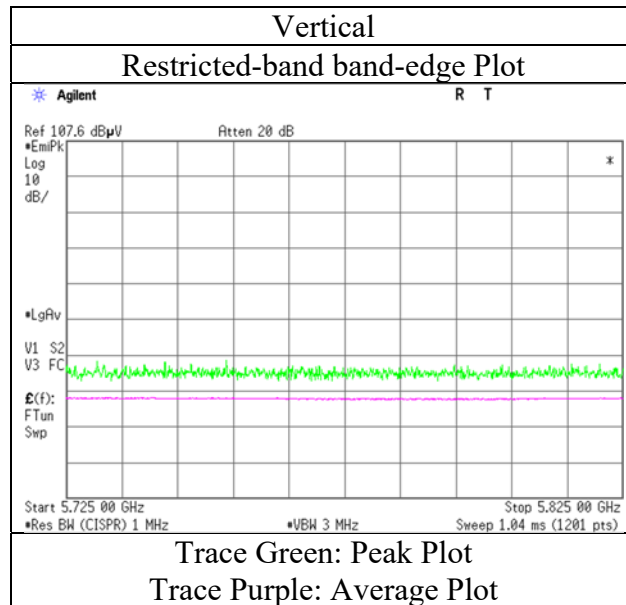
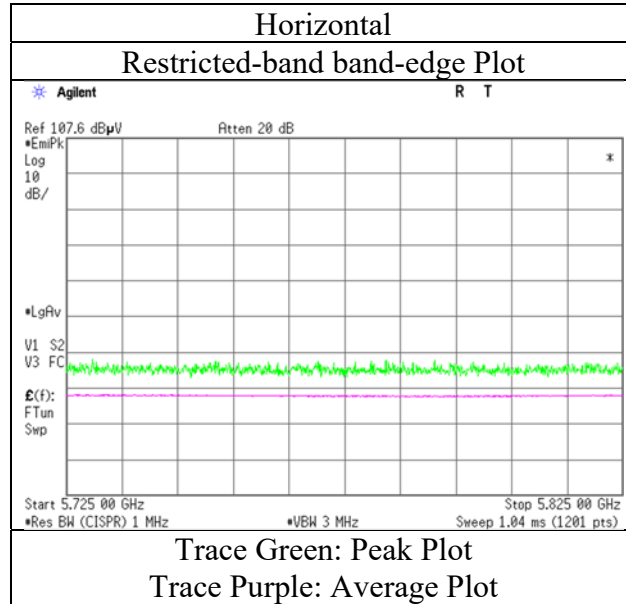
*Other frequency noises omitted in this report were not seen or had enough margin (more than 20 dB).

Distance factor: 1 GHz - 10 GHz $20\log(3.9\text{ m} / 3.0\text{ m}) = 2.28\text{ dB}$

Radiated Spurious Emission
(PIFA Antenna)

Report No. 13170804H
Test place Ise EMC Lab. No.3 Semi Anechoic Chamber
Date February 25, 2020
Temperature / Humidity 23 deg. C / 35 % RH
Engineer Yuta Moriya
(1 GHz - 10 GHz)
Mode Tx 11ax-40 5670 MHz (26-tone RU)

RU Index 17



* The measurement was conducted for a sufficiently long enough time to detect any possible spurious emissions. Final result of restricted band edge was shown in tabular data.

UL Japan, Inc.

Ise EMC Lab.

4383-326 Asama-cho, Ise-shi, Mie-ken 516-0021 JAPAN

Telephone : +81 596 24 8999

Facsimile : +81 596 24 8124

Radiated Spurious Emission
(PIFA Antenna)

Report No. 13170804H
Test place Ise EMC Lab. No.3 Semi Anechoic Chamber
Date February 25, 2020
Temperature / Humidity 23 deg. C / 35 % RH
Engineer Yuta Moriya
(1 GHz - 10 GHz)
Mode Tx 11ax-40 5670 MHz (52-tone RU)

RU Index 44

Polarity	Frequency [MHz]	Detector	Reading [dBuV]	Ant.Fac. [dB/m]	Loss [dB]	Gain [dB]	Duty Factor [dB]	Result [dBuV/m]	Limit [dBuV/m]	Margin [dB]	Remark
Hori.	5725.000	PK	41.2	32.0	6.1	31.9	-	47.4	68.2	20.8	
Vert.	5725.000	PK	41.2	32.0	6.1	31.9	-	47.3	68.2	20.9	

Result = Reading + Ant Factor + Loss (Cable+Attenuator+Filter+Distance factor(above 1 GHz)) - Gain(Amplifier)

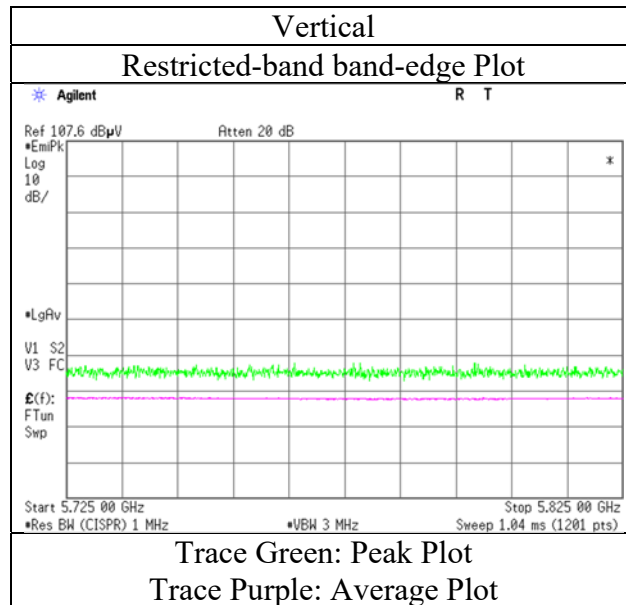
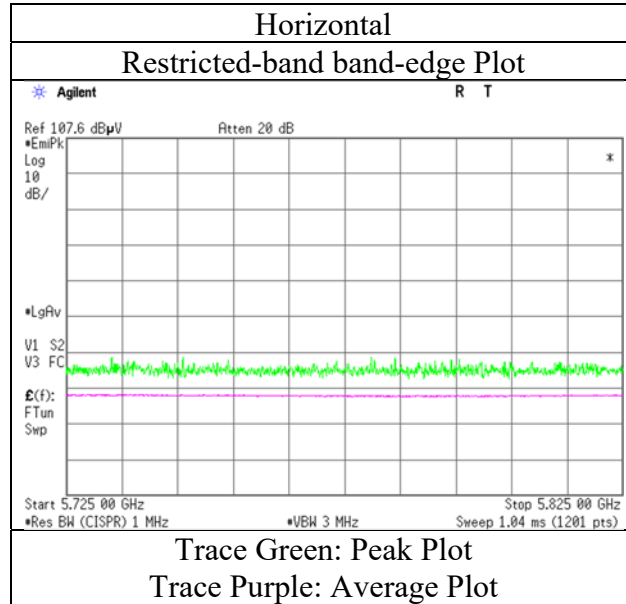
*Other frequency noises omitted in this report were not seen or had enough margin (more than 20 dB).

Distance factor: 1 GHz - 10 GHz $20\log(3.9\text{ m} / 3.0\text{ m}) = 2.28\text{ dB}$

Radiated Spurious Emission
(PIFA Antenna)

Report No. 13170804H
 Test place Ise EMC Lab. No.3 Semi Anechoic Chamber
 Date February 25, 2020
 Temperature / Humidity 23 deg. C / 35 % RH
 Engineer Yuta Moriya
 (1 GHz - 10 GHz)
 Mode Tx 11ax-40 5670 MHz (52-tone RU)

RU Index 44



* The measurement was conducted for a sufficiently long enough time to detect any possible spurious emissions. Final result of restricted band edge was shown in tabular data.

UL Japan, Inc.

Ise EMC Lab.

4383-326 Asama-cho, Ise-shi, Mie-ken 516-0021 JAPAN

Telephone : +81 596 24 8999

Facsimile : +81 596 24 8124

Radiated Spurious Emission
(PIFA Antenna)

Report No. 13170804H
Test place Ise EMC Lab. No.3 Semi Anechoic Chamber
Date February 25, 2020
Temperature / Humidity 23 deg. C / 35 % RH
Engineer Yuta Moriya
(1 GHz - 10 GHz)
Mode Tx 11ax-40 5670 MHz (106-tone RU)

RU Index 56

Polarity	Frequency [MHz]	Detector	Reading [dBuV]	Ant.Fac. [dB/m]	Loss [dB]	Gain [dB]	Duty Factor [dB]	Result [dBuV/m]	Limit [dBuV/m]	Margin [dB]	Remark
Hori.	5725.000	PK	41.3	32.0	6.1	31.9	-	47.4	68.2	20.8	
Vert.	5725.000	PK	41.2	32.0	6.1	31.9	-	47.4	68.2	20.8	

Result = Reading + Ant Factor + Loss (Cable+Attenuator+Filter+Distance factor(above 1 GHz)) - Gain(Amplifier)

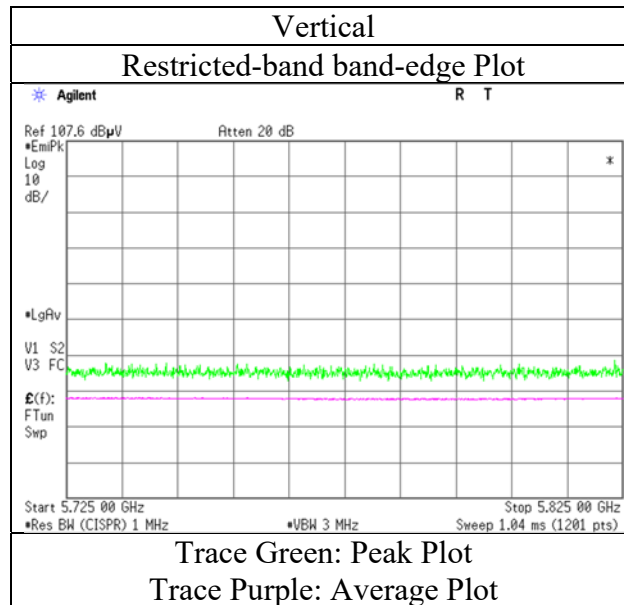
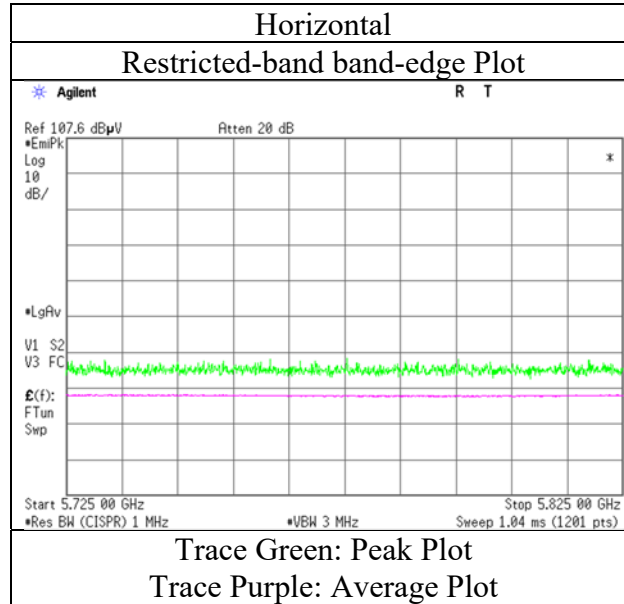
*Other frequency noises omitted in this report were not seen or had enough margin (more than 20 dB).

Distance factor: 1 GHz - 10 GHz $20\log(3.9\text{ m} / 3.0\text{ m}) = 2.28\text{ dB}$

Radiated Spurious Emission
(PIFA Antenna)

Report No. 13170804H
Test place Ise EMC Lab. No.3 Semi Anechoic Chamber
Date February 25, 2020
Temperature / Humidity 23 deg. C / 35 % RH
Engineer Yuta Moriya
(1 GHz - 10 GHz)
Mode Tx 11ax-40 5670 MHz (106-tone RU)

RU Index 56



* The measurement was conducted for a sufficiently long enough time to detect any possible spurious emissions.
Final result of restricted band edge was shown in tabular data.

Radiated Spurious Emission
(PIFA Antenna)

Report No. 13170804H
Test place Ise EMC Lab. No.3 Semi Anechoic Chamber
Date February 25, 2020
Temperature / Humidity 23 deg. C / 35 % RH
Engineer Yuta Moriya
(1 GHz - 10 GHz)
Mode Tx 11ax-40 5670 MHz (242-tone RU)

RU Index 62

Polarity	Frequency [MHz]	Detector	Reading [dBuV]	Ant.Fac. [dB/m]	Loss [dB]	Gain [dB]	Duty Factor [dB]	Result [dBuV/m]	Limit [dBuV/m]	Margin [dB]	Remark
Hori.	5725.000	PK	41.4	32.0	6.1	31.9	-	47.5	68.2	20.7	
Vert.	5725.000	PK	41.2	32.0	6.1	31.9	-	47.4	68.2	20.8	

Result = Reading + Ant Factor + Loss (Cable+Attenuator+Filter+Distance factor(above 1 GHz)) - Gain(Amplifier)

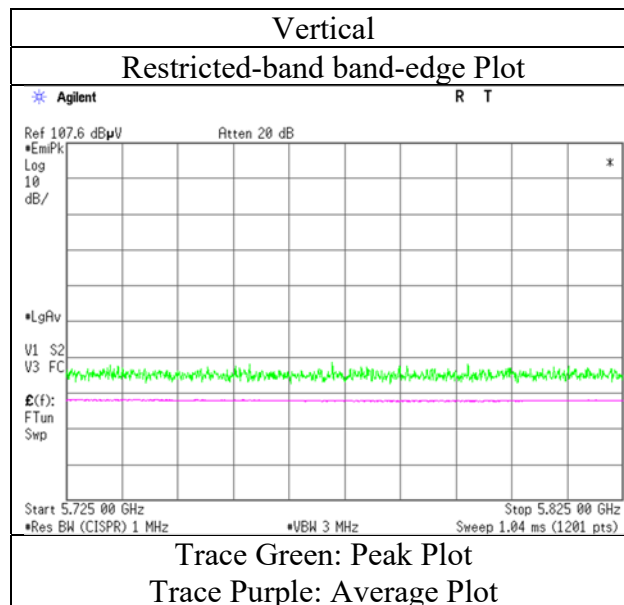
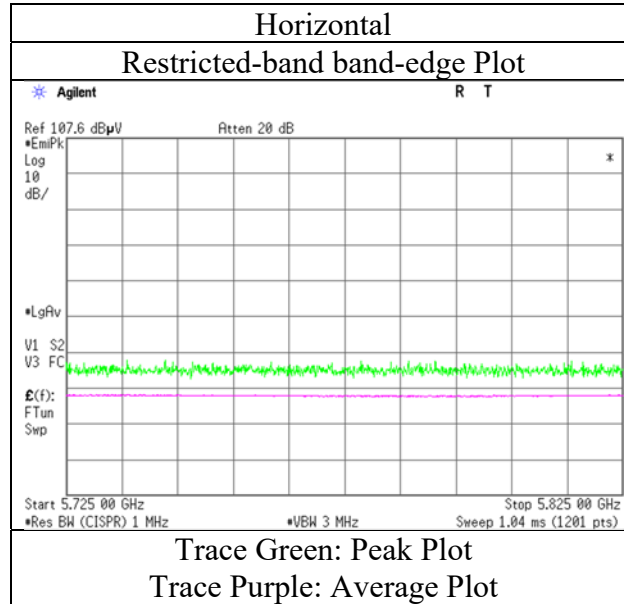
*Other frequency noises omitted in this report were not seen or had enough margin (more than 20 dB).

Distance factor: 1 GHz - 10 GHz $20\log(3.9\text{ m} / 3.0\text{ m}) = 2.28\text{ dB}$

Radiated Spurious Emission
 (PIFA Antenna)

Report No. 13170804H
 Test place Ise EMC Lab. No.3 Semi Anechoic Chamber
 Date February 25, 2020
 Temperature / Humidity 23 deg. C / 35 % RH
 Engineer Yuta Moriya
 (1 GHz - 10 GHz)
 Mode Tx 11ax-40 5670 MHz (242-tone RU)

RU Index 62



* The measurement was conducted for a sufficiently long enough time to detect any possible spurious emissions.
 Final result of restricted band edge was shown in tabular data.

UL Japan, Inc.

Ise EMC Lab.

4383-326 Asama-cho, Ise-shi, Mie-ken 516-0021 JAPAN

Telephone : +81 596 24 8999

Facsimile : +81 596 24 8124

Radiated Spurious Emission
(PIFA Antenna)

Report No. 13170804H
Test place Ise EMC Lab. No.3 Semi Anechoic Chamber
Date April 8, 2020
Temperature / Humidity 21 deg. C / 30 % RH
Engineer Junki Nagatomi
(1 GHz - 10 GHz)
Mode Tx 11ax-40 5670 MHz (484-tone RU)

RU Index 65

Polarity	Frequency [MHz]	Detector	Reading [dBuV]	Ant.Fac. [dB/m]	Loss [dB]	Gain [dB]	Duty Factor [dB]	Result [dBuV/m]	Limit [dBuV/m]	Margin [dB]	Remark
Hori.	5725.000	PK	49.2	32.0	6.2	31.8	-	55.6	68.2	12.6	
Vert.	5725.000	PK	52.3	32.0	6.2	31.8	-	58.7	68.2	9.5	

Result = Reading + Ant Factor + Loss (Cable+Attenuator+Filter+Distance factor(above 1 GHz)) - Gain(Amplifier)

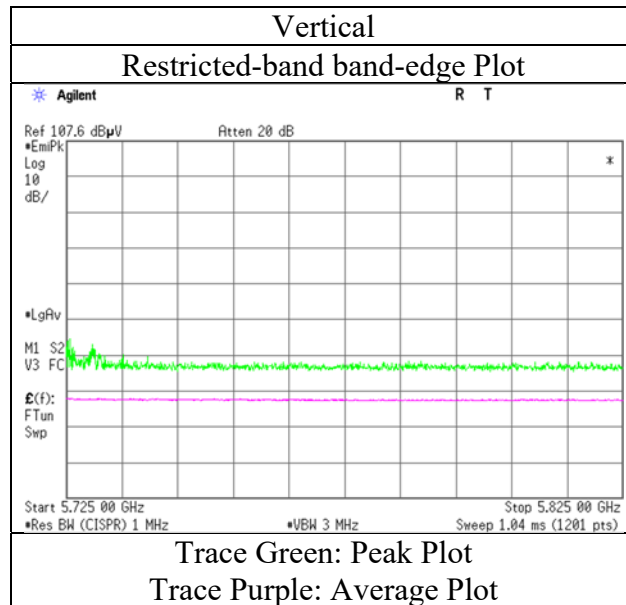
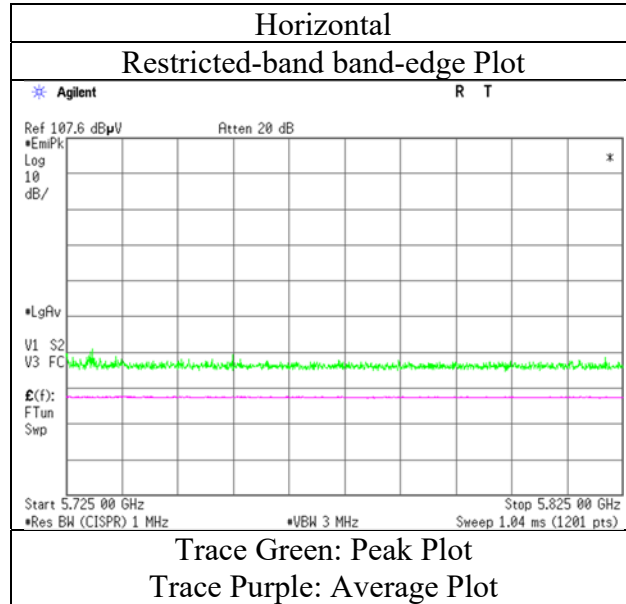
*Other frequency noises omitted in this report were not seen or had enough margin (more than 20 dB).

Distance factor: 1 GHz - 10 GHz $20\log(3.9\text{ m} / 3.0\text{ m}) = 2.28\text{ dB}$

Radiated Spurious Emission
(PIFA Antenna)

Report No. 13170804H
Test place Ise EMC Lab. No.3 Semi Anechoic Chamber
Date April 8, 2020
Temperature / Humidity 21 deg. C / 30 % RH
Engineer Junki Nagatomi
(1 GHz - 10 GHz)
Mode Tx 11ax-40 5670 MHz (484-tone RU)

RU Index 65



* The measurement was conducted for a sufficiently long enough time to detect any possible spurious emissions.
Final result of restricted band edge was shown in tabular data.

UL Japan, Inc.

Ise EMC Lab.

4383-326 Asama-cho, Ise-shi, Mie-ken 516-0021 JAPAN

Telephone : +81 596 24 8999

Facsimile : +81 596 24 8124

Radiated Spurious Emission
(PIFA Antenna)

Report No. 13170804H
Test place Ise EMC Lab. No.3 Semi Anechoic Chamber
Date February 25, 2020
Temperature / Humidity 23 deg. C / 35 % RH
Engineer Yuta Moriya
(1 GHz - 10 GHz)
Mode Tx 11ax-40 5755 MHz (26-tone RU)

RU Index 0

Polarity	Frequency [MHz]	Detector	Reading [dBuV]	Ant.Fac. [dB/m]	Loss [dB]	Gain [dB]	Duty Factor [dB]	Result [dBuV/m]	Limit [dBuV/m]	Margin [dB]	Remark
Hori.	5650.000	PK	41.3	31.8	6.1	31.9	-	47.2	68.2	21.0	
Hori.	5700.000	PK	41.3	31.9	6.1	31.9	-	47.4	105.2	57.8	
Hori.	5720.000	PK	41.5	32.0	6.1	31.9	-	47.7	110.8	63.1	
Hori.	5725.000	PK	41.7	32.0	6.1	31.9	-	47.8	122.2	74.4	
Vert.	5650.000	PK	41.3	31.8	6.1	31.9	-	47.3	68.2	20.9	
Vert.	5700.000	PK	41.4	31.9	6.1	31.9	-	47.5	105.2	57.7	
Vert.	5720.000	PK	41.7	32.0	6.1	31.9	-	47.8	110.8	63.0	
Vert.	5725.000	PK	41.8	32.0	6.1	31.9	-	47.9	122.2	74.3	

Result = Reading + Ant Factor + Loss (Cable+Attenuator+Filter+Distance factor(above 1 GHz)) - Gain(Amplifier)

*Other frequency noises omitted in this report were not seen or had enough margin (more than 20 dB).

Distance factor: 1 GHz - 10 GHz $20\log(3.9\text{ m} / 3.0\text{ m}) = 2.28\text{ dB}$

UL Japan, Inc.

Ise EMC Lab.

4383-326 Asama-cho, Ise-shi, Mie-ken 516-0021 JAPAN

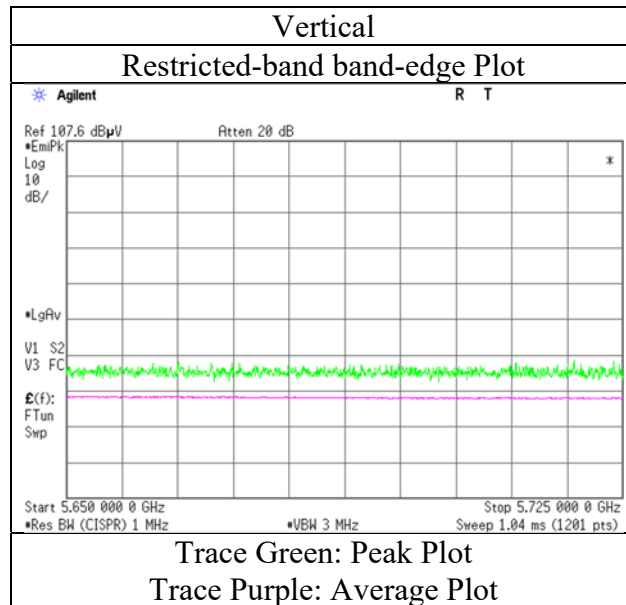
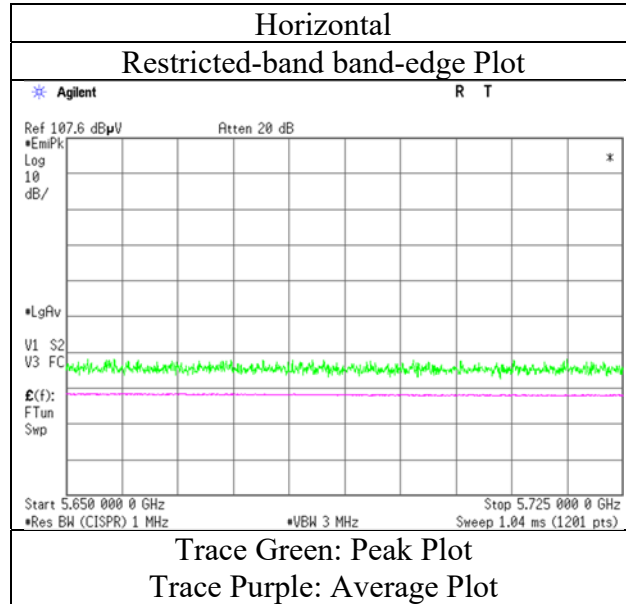
Telephone : +81 596 24 8999

Facsimile : +81 596 24 8124

Radiated Spurious Emission
(PIFA Antenna)

Report No. 13170804H
Test place Ise EMC Lab. No.3 Semi Anechoic Chamber
Date February 25, 2020
Temperature / Humidity 23 deg. C / 35 % RH
Engineer Yuta Moriya
(1 GHz - 10 GHz)
Mode Tx 11ax-40 5755 MHz (26-tone RU)

RU Index 0



* The measurement was conducted for a sufficiently long enough time to detect any possible spurious emissions. Final result of restricted band edge was shown in tabular data.

UL Japan, Inc.

Ise EMC Lab.

4383-326 Asama-cho, Ise-shi, Mie-ken 516-0021 JAPAN

Telephone : +81 596 24 8999

Facsimile : +81 596 24 8124

Radiated Spurious Emission
(PIFA Antenna)

Report No. 13170804H
Test place Ise EMC Lab. No.3 Semi Anechoic Chamber
Date February 25, 2020
Temperature / Humidity 23 deg. C / 35 % RH
Engineer Yuta Moriya
(1 GHz - 10 GHz)
Mode Tx 11ax-40 5755 MHz (52-tone RU)

RU Index 37

Polarity	Frequency [MHz]	Detector	Reading [dBuV]	Ant.Fac. [dB/m]	Loss [dB]	Gain [dB]	Duty Factor [dB]	Result [dBuV/m]	Limit [dBuV/m]	Margin [dB]	Remark
Hori.	5650.000	PK	40.4	31.8	6.1	31.9	-	46.3	68.2	21.9	
Hori.	5700.000	PK	40.7	31.9	6.1	31.9	-	46.8	105.2	58.4	
Hori.	5720.000	PK	40.8	32.0	6.1	31.9	-	46.9	110.8	63.9	
Hori.	5725.000	PK	41.9	32.0	6.1	31.9	-	48.1	122.2	74.1	
Vert.	5650.000	PK	40.4	31.8	6.1	31.9	-	46.4	68.2	21.8	
Vert.	5700.000	PK	40.4	31.9	6.1	31.9	-	46.5	105.2	58.7	
Vert.	5720.000	PK	40.6	32.0	6.1	31.9	-	46.7	110.8	64.1	
Vert.	5725.000	PK	43.0	32.0	6.1	31.9	-	49.1	122.2	73.1	

Result = Reading + Ant Factor + Loss (Cable+Attenuator+Filter+Distance factor(above 1 GHz)) - Gain(Amplifier)

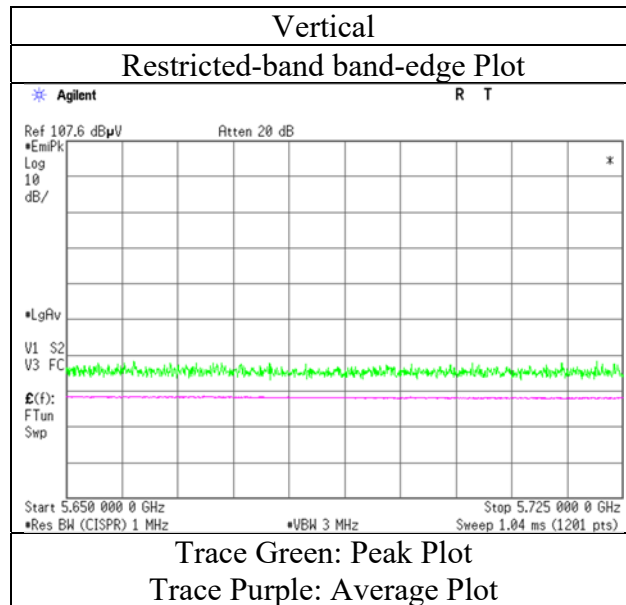
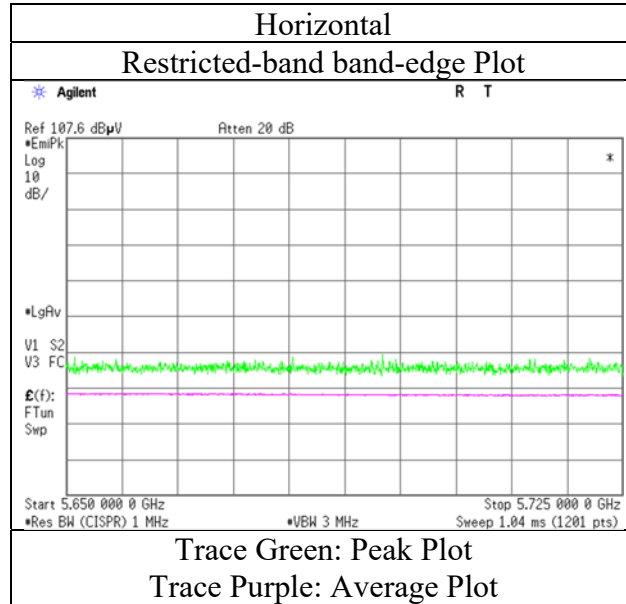
*Other frequency noises omitted in this report were not seen or had enough margin (more than 20 dB).

Distance factor: 1 GHz - 10 GHz $20\log(3.9\text{ m} / 3.0\text{ m}) = 2.28\text{ dB}$

Radiated Spurious Emission
(PIFA Antenna)

Report No. 13170804H
Test place Ise EMC Lab. No.3 Semi Anechoic Chamber
Date February 25, 2020
Temperature / Humidity 23 deg. C / 35 % RH
Engineer Yuta Moriya
(1 GHz - 10 GHz)
Mode Tx 11ax-40 5755 MHz (52-tone RU)

RU Index 37



* The measurement was conducted for a sufficiently long enough time to detect any possible spurious emissions. Final result of restricted band edge was shown in tabular data.

Radiated Spurious Emission
(PIFA Antenna)

Report No. 13170804H
Test place Ise EMC Lab. No.3 Semi Anechoic Chamber
Date February 25, 2020
Temperature / Humidity 23 deg. C / 35 % RH
Engineer Yuta Moriya
(1 GHz - 10 GHz)
Mode Tx 11ax-40 5755 MHz (106-tone RU)

RU Index 53

Polarity	Frequency [MHz]	Detector	Reading [dBuV]	Ant.Fac. [dB/m]	Loss [dB]	Gain [dB]	Duty Factor [dB]	Result [dBuV/m]	Limit [dBuV/m]	Margin [dB]	Remark
Hori.	5650.000	PK	40.8	31.8	6.1	31.9	-	46.8	68.2	21.4	
Hori.	5700.000	PK	40.4	31.9	6.1	31.9	-	46.5	105.2	58.7	
Hori.	5720.000	PK	41.2	32.0	6.1	31.9	-	47.3	110.8	63.5	
Hori.	5725.000	PK	43.2	32.0	6.1	31.9	-	49.3	122.2	72.9	
Vert.	5650.000	PK	40.7	31.8	6.1	31.9	-	46.7	68.2	21.5	
Vert.	5700.000	PK	40.9	31.9	6.1	31.9	-	47.0	105.2	58.2	
Vert.	5720.000	PK	41.9	32.0	6.1	31.9	-	48.0	110.8	62.8	
Vert.	5725.000	PK	44.4	32.0	6.1	31.9	-	50.6	122.2	71.6	

Result = Reading + Ant Factor + Loss (Cable+Attenuator+Filter+Distance factor(above 1 GHz)) - Gain(Amplifier)

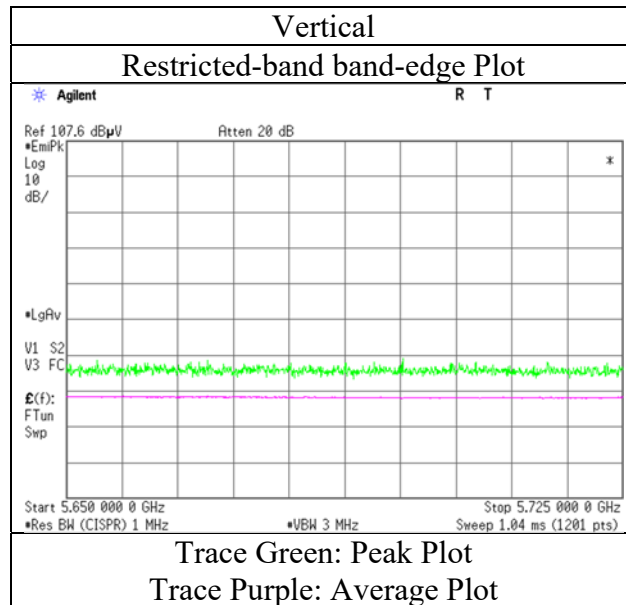
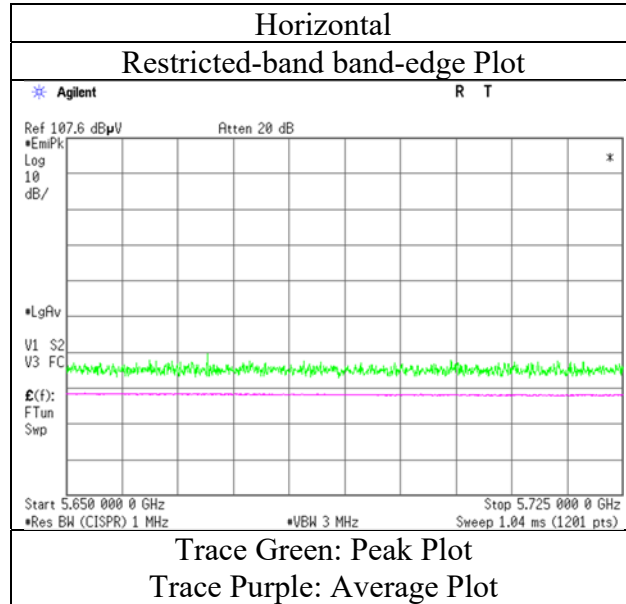
*Other frequency noises omitted in this report were not seen or had enough margin (more than 20 dB).

Distance factor: 1 GHz - 10 GHz $20\log(3.9\text{ m} / 3.0\text{ m}) = 2.28\text{ dB}$

Radiated Spurious Emission
(PIFA Antenna)

Report No. 13170804H
Test place Ise EMC Lab. No.3 Semi Anechoic Chamber
Date February 25, 2020
Temperature / Humidity 23 deg. C / 35 % RH
Engineer Yuta Moriya
(1 GHz - 10 GHz)
Mode Tx 11ax-40 5755 MHz (106-tone RU)

RU Index 53



* The measurement was conducted for a sufficiently long enough time to detect any possible spurious emissions.
Final result of restricted band edge was shown in tabular data.

UL Japan, Inc.

Ise EMC Lab.

4383-326 Asama-cho, Ise-shi, Mie-ken 516-0021 JAPAN

Telephone : +81 596 24 8999

Facsimile : +81 596 24 8124

Radiated Spurious Emission
(PIFA Antenna)

Report No. 13170804H
Test place Ise EMC Lab. No.3 Semi Anechoic Chamber
Date February 25, 2020
Temperature / Humidity 23 deg. C / 35 % RH
Engineer Yuta Moriya
(1 GHz - 10 GHz)
Mode Tx 11ax-40 5755 MHz (242-tone RU)

RU Index 61

Polarity	Frequency [MHz]	Detector	Reading [dBuV]	Ant.Fac. [dB/m]	Loss [dB]	Gain [dB]	Duty Factor [dB]	Result [dBuV/m]	Limit [dBuV/m]	Margin [dB]	Remark
Hori.	5650.000	PK	40.6	31.8	6.1	31.9	-	46.6	68.2	21.6	
Hori.	5700.000	PK	40.8	31.9	6.1	31.9	-	46.9	105.2	58.3	
Hori.	5720.000	PK	47.5	32.0	6.1	31.9	-	53.6	110.8	57.2	
Hori.	5725.000	PK	50.0	32.0	6.1	31.9	-	56.1	122.2	66.1	
Vert.	5650.000	PK	40.8	31.8	6.1	31.9	-	46.8	68.2	21.4	
Vert.	5700.000	PK	41.0	31.9	6.1	31.9	-	47.1	105.2	58.2	
Vert.	5720.000	PK	51.3	32.0	6.1	31.9	-	57.4	110.8	53.4	
Vert.	5725.000	PK	53.8	32.0	6.1	31.9	-	60.0	122.2	62.3	

Result = Reading + Ant Factor + Loss (Cable+Attenuator+Filter+Distance factor(above 1 GHz)) - Gain(Amplifier)

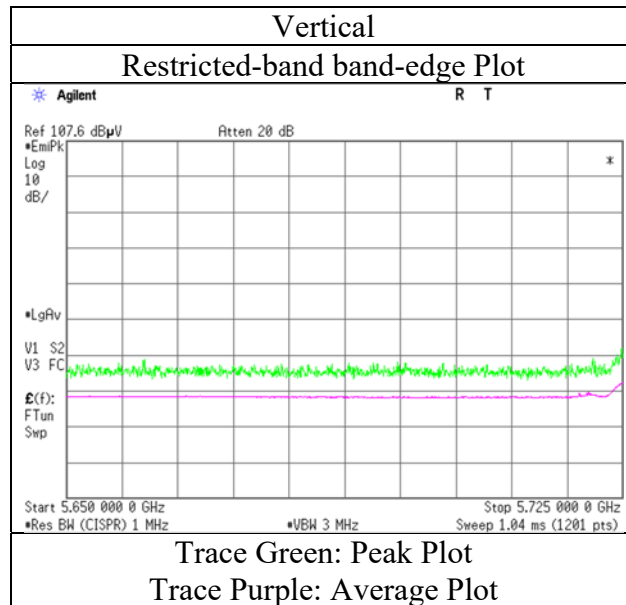
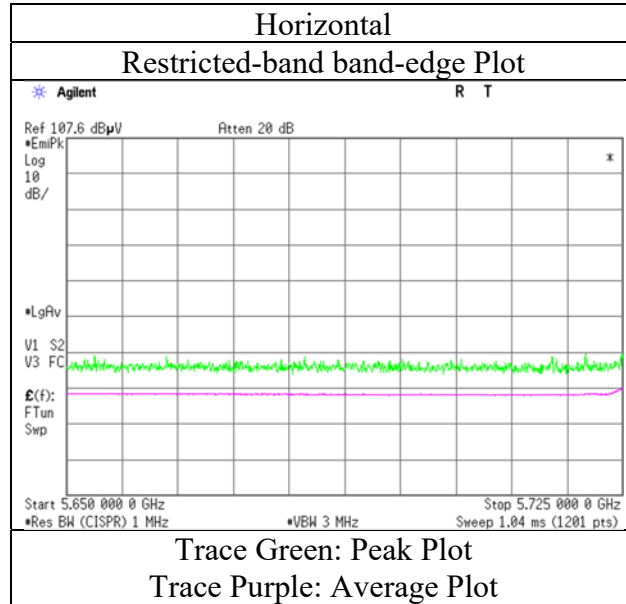
*Other frequency noises omitted in this report were not seen or had enough margin (more than 20 dB).

Distance factor: 1 GHz - 10 GHz $20\log(3.9\text{ m} / 3.0\text{ m}) = 2.28\text{ dB}$

Radiated Spurious Emission
(PIFA Antenna)

Report No. 13170804H
Test place Ise EMC Lab. No.3 Semi Anechoic Chamber
Date February 25, 2020
Temperature / Humidity 23 deg. C / 35 % RH
Engineer Yuta Moriya
(1 GHz - 10 GHz)
Mode Tx 11ax-40 5755 MHz (242-tone RU)

RU Index 61



* The measurement was conducted for a sufficiently long enough time to detect any possible spurious emissions.
Final result of restricted band edge was shown in tabular data.

Radiated Spurious Emission
(PIFA Antenna)

Report No. 13170804H
Test place Ise EMC Lab. No.3 Semi Anechoic Chamber
Date April 8, 2020
Temperature / Humidity 21 deg. C / 30 % RH
Engineer Junki Nagatomi
(1 GHz - 10 GHz)
Mode Tx 11ax-40 5755 MHz (484-tone RU)

RU Index 65

Polarity	Frequency [MHz]	Detector	Reading [dBuV]	Ant.Fac. [dB/m]	Loss [dB]	Gain [dB]	Duty Factor [dB]	Result [dBuV/m]	Limit [dBuV/m]	Margin [dB]	Remark
Hori.	5650.000	PK	41.5	31.8	6.2	31.8	-	47.6	68.2	20.6	
Hori.	5700.000	PK	50.3	31.9	6.2	31.8	-	56.6	105.2	48.6	
Hori.	5720.000	PK	57.5	32.0	6.2	31.8	-	63.9	110.8	46.9	
Hori.	5725.000	PK	60.2	32.0	6.2	31.8	-	66.6	122.2	55.6	
Vert.	5650.000	PK	41.5	31.8	6.2	31.8	-	47.7	68.2	20.5	
Vert.	5700.000	PK	46.6	31.9	6.2	31.8	-	52.9	105.2	52.3	
Vert.	5720.000	PK	56.0	32.0	6.2	31.8	-	62.3	110.8	48.5	
Vert.	5725.000	PK	58.3	32.0	6.2	31.8	-	64.6	122.2	57.6	

Result = Reading + Ant Factor + Loss (Cable+Attenuator+Filter+Distance factor(above 1 GHz)) - Gain(Amplifier)

*Other frequency noises omitted in this report were not seen or had enough margin (more than 20 dB).

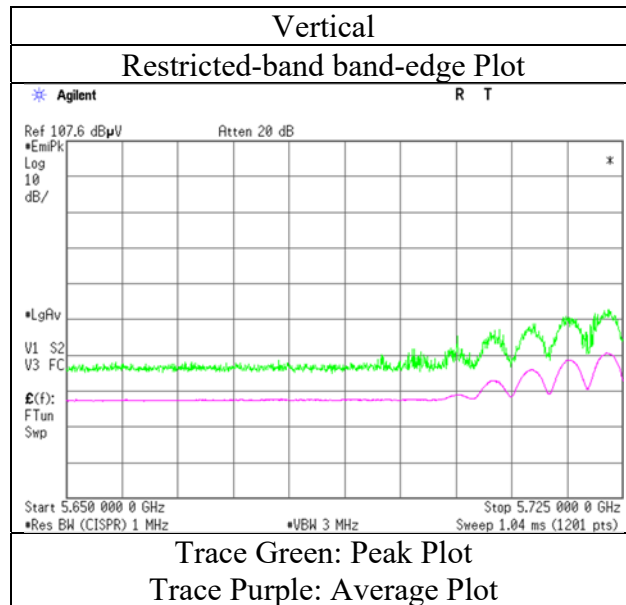
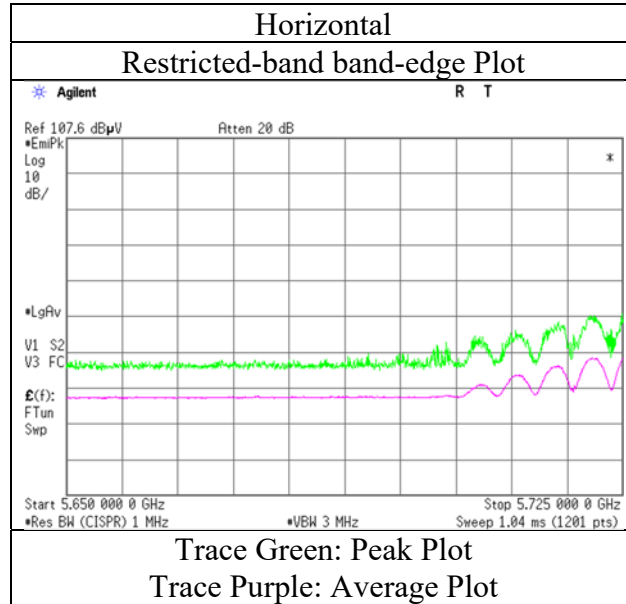
Distance factor:

1 GHz - 10 GHz $20\log(3.9\text{ m} / 3.0\text{ m}) = 2.28\text{ dB}$

Radiated Spurious Emission
(PIFA Antenna)

Report No. 13170804H
Test place Ise EMC Lab. No.3 Semi Anechoic Chamber
Date April 8, 2020
Temperature / Humidity 21 deg. C / 30 % RH
Engineer Junki Nagatomi
(1 GHz - 10 GHz)
Mode Tx 11ax-40 5755 MHz (484-tone RU)

RU Index 65



* The measurement was conducted for a sufficiently long enough time to detect any possible spurious emissions. Final result of restricted band edge was shown in tabular data.

UL Japan, Inc.

Ise EMC Lab.

4383-326 Asama-cho, Ise-shi, Mie-ken 516-0021 JAPAN

Telephone : +81 596 24 8999

Facsimile : +81 596 24 8124

Radiated Spurious Emission
(PIFA Antenna)

Report No. 13170804H
Test place Ise EMC Lab. No.3 Semi Anechoic Chamber
Date February 25, 2020
Temperature / Humidity 23 deg. C / 35 % RH
Engineer Yuta Moriya
(1 GHz - 10 GHz)
Mode Tx 11ax-40 5795 MHz (26-tone RU)

RU Index 17

Polarity	Frequency [MHz]	Detector	Reading [dBuV]	Ant.Fac. [dB/m]	Loss [dB]	Gain [dB]	Duty Factor [dB]	Result [dBuV/m]	Limit [dBuV/m]	Margin [dB]	Remark
Hori.	5850.000	PK	40.5	32.2	6.1	31.9	-	47.0	122.2	75.2	
Hori.	5855.000	PK	40.4	32.2	6.1	31.9	-	46.8	110.8	64.0	
Hori.	5875.000	PK	40.3	32.3	6.2	31.9	-	46.8	105.2	58.5	
Hori.	5925.000	PK	40.1	32.3	6.2	31.9	-	46.6	68.2	21.6	
Vert.	5850.000	PK	40.4	32.2	6.1	31.9	-	46.9	122.2	75.3	
Vert.	5855.000	PK	40.4	32.2	6.1	31.9	-	46.9	110.8	63.9	
Vert.	5875.000	PK	40.3	32.3	6.2	31.9	-	46.8	105.2	58.4	
Vert.	5925.000	PK	40.1	32.3	6.2	31.9	-	46.6	68.2	21.6	

Result = Reading + Ant Factor + Loss (Cable+Attenuator+Filter+Distance factor(above 1 GHz)) - Gain(Amplifier)

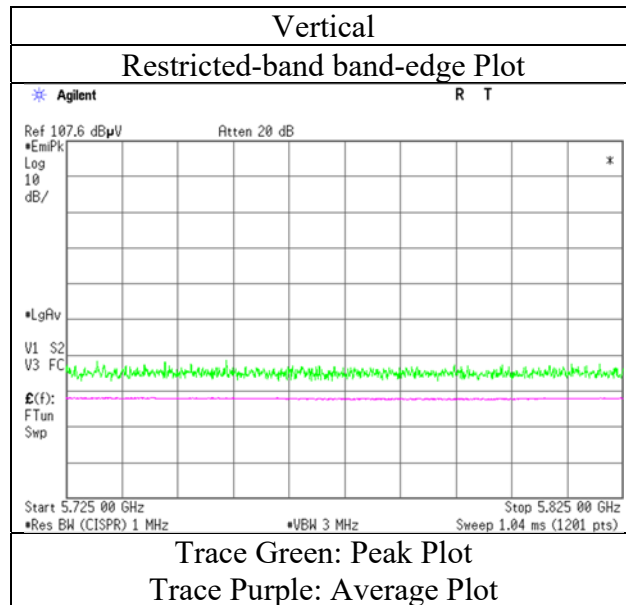
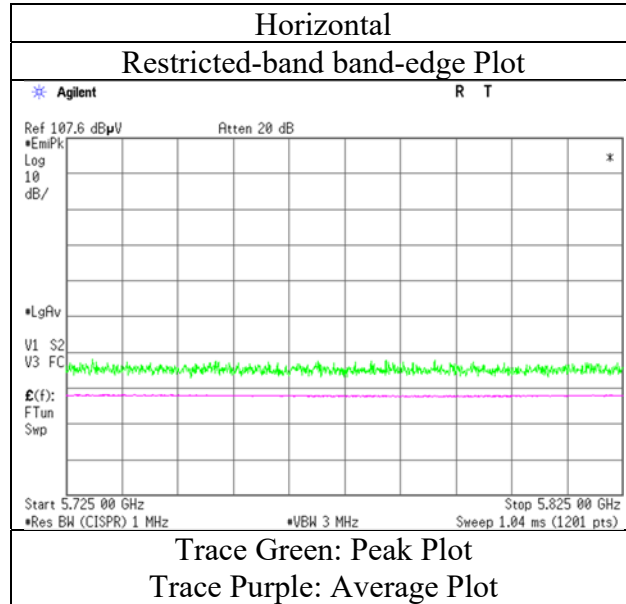
*Other frequency noises omitted in this report were not seen or had enough margin (more than 20 dB).

Distance factor: 1 GHz - 10 GHz $20\log(3.9\text{ m} / 3.0\text{ m}) = 2.28\text{ dB}$

Radiated Spurious Emission
(PIFA Antenna)

Report No. 13170804H
Test place Ise EMC Lab. No.3 Semi Anechoic Chamber
Date February 25, 2020
Temperature / Humidity 23 deg. C / 35 % RH
Engineer Yuta Moriya
(1 GHz - 10 GHz)
Mode Tx 11ax-40 5795 MHz (26-tone RU)

RU Index 17



* The measurement was conducted for a sufficiently long enough time to detect any possible spurious emissions. Final result of restricted band edge was shown in tabular data.

UL Japan, Inc.

Ise EMC Lab.

4383-326 Asama-cho, Ise-shi, Mie-ken 516-0021 JAPAN

Telephone : +81 596 24 8999

Facsimile : +81 596 24 8124

Radiated Spurious Emission
(PIFA Antenna)

Report No. 13170804H
Test place Ise EMC Lab. No.3 Semi Anechoic Chamber
Date February 25, 2020
Temperature / Humidity 23 deg. C / 35 % RH
Engineer Yuta Moriya
(1 GHz - 10 GHz)
Mode Tx 11ax-40 5795 MHz (52-tone RU)

RU Index 44

Polarity	Frequency [MHz]	Detector	Reading [dBuV]	Ant.Fac. [dB/m]	Loss [dB]	Gain [dB]	Duty Factor [dB]	Result [dBuV/m]	Limit [dBuV/m]	Margin [dB]	Remark
Hori.	5850.000	PK	40.7	32.2	6.1	31.9	-	47.2	122.2	75.0	
Hori.	5855.000	PK	40.4	32.2	6.1	31.9	-	46.9	110.8	63.9	
Hori.	5875.000	PK	40.3	32.3	6.2	31.9	-	46.8	105.2	58.4	
Hori.	5925.000	PK	40.2	32.3	6.2	31.9	-	46.7	68.2	21.5	
Vert.	5850.000	PK	40.5	32.2	6.1	31.9	-	47.0	122.2	75.2	
Vert.	5855.000	PK	40.4	32.2	6.1	31.9	-	46.9	110.8	63.9	
Vert.	5875.000	PK	40.4	32.3	6.2	31.9	-	46.8	105.2	58.4	
Vert.	5925.000	PK	40.2	32.3	6.2	31.9	-	46.7	68.2	21.5	

Result = Reading + Ant Factor + Loss (Cable+Attenuator+Filter+Distance factor(above 1 GHz)) - Gain(Amplifier)

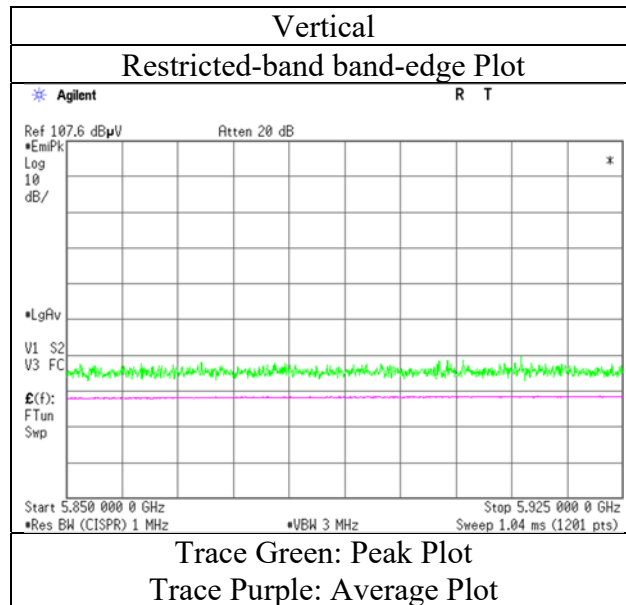
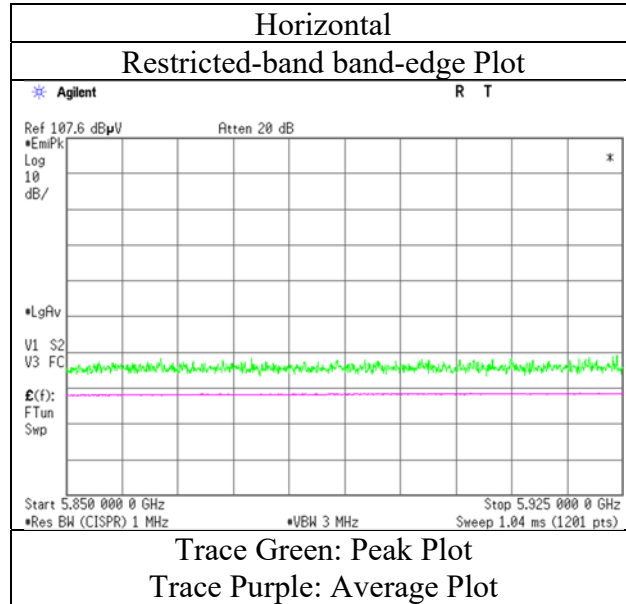
*Other frequency noises omitted in this report were not seen or had enough margin (more than 20 dB).

Distance factor: 1 GHz - 10 GHz $20\log(3.9\text{ m} / 3.0\text{ m}) = 2.28\text{ dB}$

Radiated Spurious Emission
(PIFA Antenna)

Report No. 13170804H
Test place Ise EMC Lab. No.3 Semi Anechoic Chamber
Date February 25, 2020
Temperature / Humidity 23 deg. C / 35 % RH
Engineer Yuta Moriya
(1 GHz - 10 GHz)
Mode Tx 11ax-40 5795 MHz (52-tone RU)

RU Index 44



* The measurement was conducted for a sufficiently long enough time to detect any possible spurious emissions. Final result of restricted band edge was shown in tabular data.

Radiated Spurious Emission
(PIFA Antenna)

Report No. 13170804H
Test place Ise EMC Lab. No.3 Semi Anechoic Chamber
Date February 25, 2020
Temperature / Humidity 23 deg. C / 35 % RH
Engineer Yuta Moriya
(1 GHz - 10 GHz)
Mode Tx 11ax-40 5795 MHz (106-tone RU)

RU Index 56

Polarity	Frequency [MHz]	Detector	Reading [dBuV]	Ant.Fac. [dB/m]	Loss [dB]	Gain [dB]	Duty Factor [dB]	Result [dBuV/m]	Limit [dBuV/m]	Margin [dB]	Remark
Hori.	5850.000	PK	40.4	32.2	6.1	31.9	-	46.9	122.2	75.3	
Hori.	5855.000	PK	40.4	32.2	6.1	31.9	-	46.8	110.8	64.0	
Hori.	5875.000	PK	40.7	32.3	6.2	31.9	-	47.1	105.2	58.1	
Hori.	5925.000	PK	40.5	32.3	6.2	31.9	-	47.0	68.2	21.2	
Vert.	5850.000	PK	40.6	32.2	6.1	31.9	-	47.0	122.2	75.2	
Vert.	5855.000	PK	40.3	32.2	6.1	31.9	-	46.8	110.8	64.0	
Vert.	5875.000	PK	40.6	32.3	6.2	31.9	-	47.0	105.2	58.2	
Vert.	5925.000	PK	40.7	32.3	6.2	31.9	-	47.2	68.2	21.0	

Result = Reading + Ant Factor + Loss (Cable+Attenuator+Filter+Distance factor(above 1 GHz)) - Gain(Amplifier)

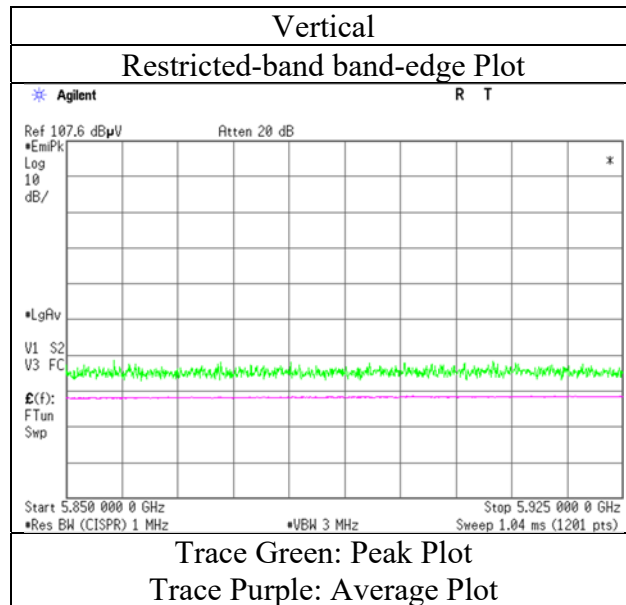
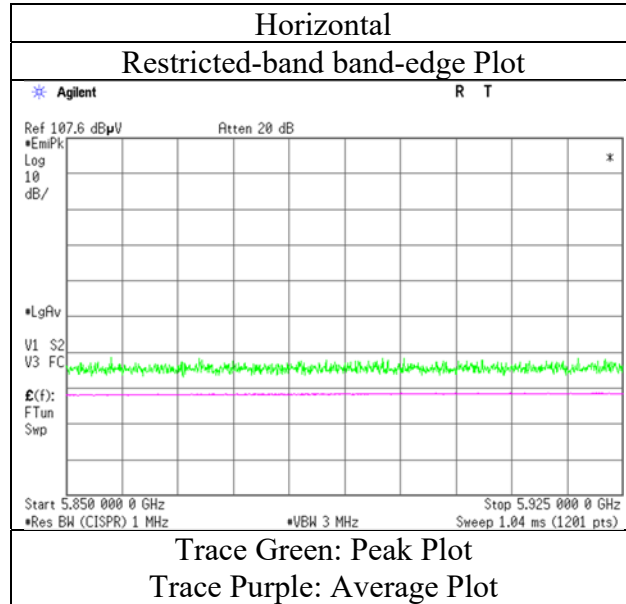
*Other frequency noises omitted in this report were not seen or had enough margin (more than 20 dB).

Distance factor: 1 GHz - 10 GHz $20\log(3.9\text{ m} / 3.0\text{ m}) = 2.28\text{ dB}$

Radiated Spurious Emission
(PIFA Antenna)

Report No. 13170804H
Test place Ise EMC Lab. No.3 Semi Anechoic Chamber
Date February 25, 2020
Temperature / Humidity 23 deg. C / 35 % RH
Engineer Yuta Moriya
(1 GHz - 10 GHz)
Mode Tx 11ax-40 5795 MHz (106-tone RU)

RU Index 56



* The measurement was conducted for a sufficiently long enough time to detect any possible spurious emissions.
Final result of restricted band edge was shown in tabular data.

Radiated Spurious Emission
(PIFA Antenna)

Report No. 13170804H
Test place Ise EMC Lab. No.3 Semi Anechoic Chamber
Date February 25, 2020
Temperature / Humidity 23 deg. C / 35 % RH
Engineer Yuta Moriya
(1 GHz - 10 GHz)
Mode Tx 11ax-40 5795 MHz (242-tone RU)

RU Index 62

Polarity	Frequency [MHz]	Detector	Reading [dBuV]	Ant.Fac. [dB/m]	Loss [dB]	Gain [dB]	Duty Factor [dB]	Result [dBuV/m]	Limit [dBuV/m]	Margin [dB]	Remark
Hori.	5850.000	PK	40.9	32.2	6.1	31.9	-	47.3	122.2	74.9	
Hori.	5855.000	PK	40.4	32.2	6.1	31.9	-	46.8	110.8	64.0	
Hori.	5875.000	PK	40.5	32.3	6.2	31.9	-	47.0	105.2	58.2	
Hori.	5925.000	PK	40.2	32.3	6.2	31.9	-	46.7	68.2	21.5	
Vert.	5850.000	PK	40.9	32.2	6.1	31.9	-	47.4	122.2	74.8	
Vert.	5855.000	PK	40.5	32.2	6.1	31.9	-	46.9	110.8	63.9	
Vert.	5875.000	PK	40.5	32.3	6.2	31.9	-	46.9	105.2	58.3	
Vert.	5925.000	PK	40.2	32.3	6.2	31.9	-	46.7	68.2	21.5	

Result = Reading + Ant Factor + Loss (Cable+Attenuator+Filter+Distance factor(above 1 GHz)) - Gain(Amplifier)

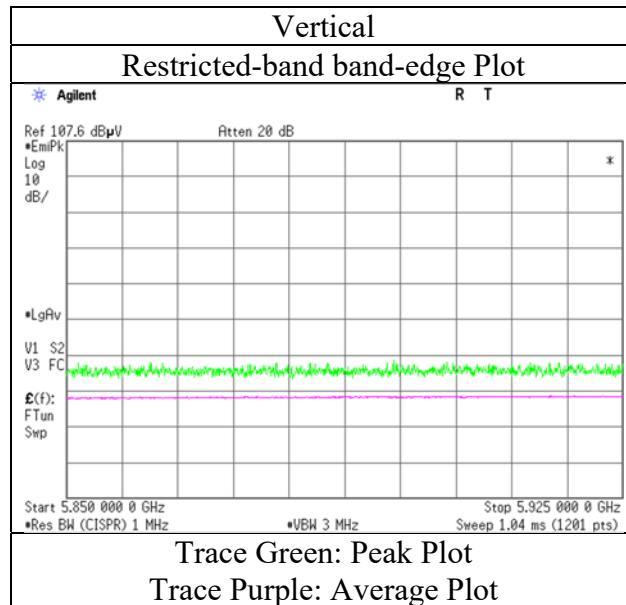
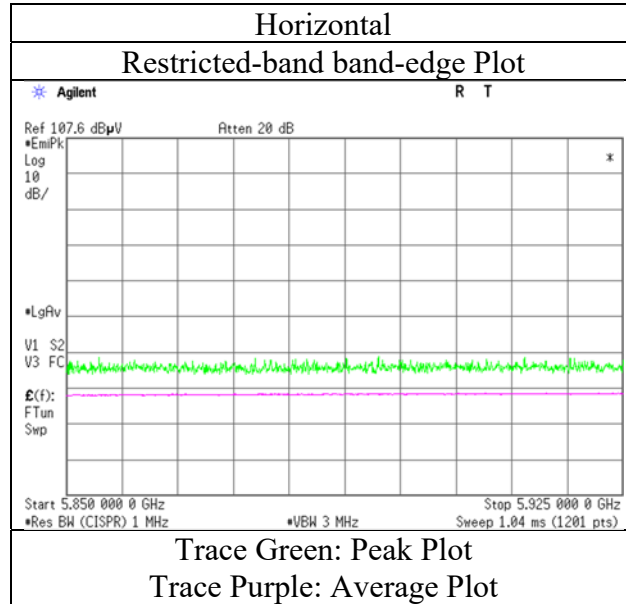
*Other frequency noises omitted in this report were not seen or had enough margin (more than 20 dB).

Distance factor: 1 GHz - 10 GHz $20\log(3.9\text{ m} / 3.0\text{ m}) = 2.28\text{ dB}$

Radiated Spurious Emission
(PIFA Antenna)

Report No. 13170804H
Test place Ise EMC Lab. No.3 Semi Anechoic Chamber
Date February 25, 2020
Temperature / Humidity 23 deg. C / 35 % RH
Engineer Yuta Moriya
(1 GHz - 10 GHz)
Mode Tx 11ax-40 5795 MHz (242-tone RU)

RU Index 62



* The measurement was conducted for a sufficiently long enough time to detect any possible spurious emissions.
Final result of restricted band edge was shown in tabular data.

UL Japan, Inc.

Ise EMC Lab.

4383-326 Asama-cho, Ise-shi, Mie-ken 516-0021 JAPAN

Telephone : +81 596 24 8999

Facsimile : +81 596 24 8124

Radiated Spurious Emission
(PIFA Antenna)

Report No. 13170804H
Test place Ise EMC Lab. No.3 Semi Anechoic Chamber
Date April 8, 2020
Temperature / Humidity 21 deg. C / 30 % RH
Engineer Junki Nagatomi
(1 GHz - 10 GHz)
Mode Tx 11ax-40 5795 MHz (484-tone RU)

RU Index 65

Polarity	Frequency [MHz]	Detector	Reading [dBuV]	Ant.Fac. [dB/m]	Loss [dB]	Gain [dB]	Duty Factor [dB]	Result [dBuV/m]	Limit [dBuV/m]	Margin [dB]	Remark
Hori.	5850.000	PK	46.2	32.2	6.2	31.8	-	52.9	122.2	69.3	
Hori.	5855.000	PK	44.6	32.2	6.2	31.8	-	51.3	110.8	59.5	
Hori.	5875.000	PK	42.2	32.3	6.3	31.8	-	48.9	105.2	56.3	
Hori.	5925.000	PK	41.2	32.3	6.3	31.9	-	47.9	68.2	20.3	
Vert.	5850.000	PK	48.0	32.2	6.2	31.8	-	54.6	122.2	67.6	
Vert.	5855.000	PK	46.6	32.2	6.2	31.8	-	53.2	110.8	57.6	
Vert.	5875.000	PK	42.0	32.3	6.3	31.8	-	48.6	105.2	56.6	
Vert.	5925.000	PK	41.3	32.3	6.3	31.9	-	48.0	68.2	20.2	

Result = Reading + Ant Factor + Loss (Cable+Attenuator+Filter+Distance factor(above 1 GHz)) - Gain(Amplifier)

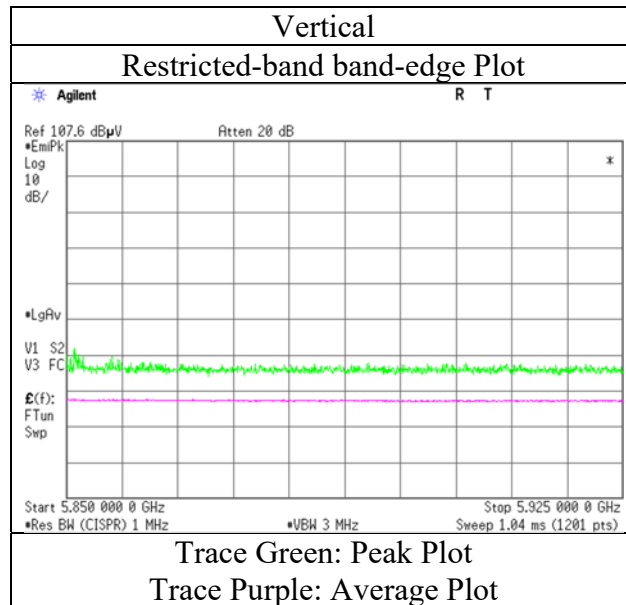
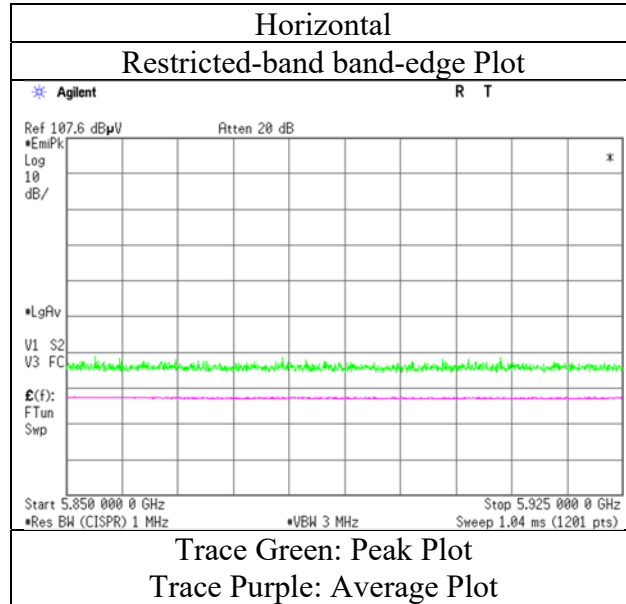
*Other frequency noises omitted in this report were not seen or had enough margin (more than 20 dB).

Distance factor: 1 GHz - 10 GHz $20\log(3.9\text{ m} / 3.0\text{ m}) = 2.28\text{ dB}$

Radiated Spurious Emission
 (PIFA Antenna)

Report No. 13170804H
 Test place Ise EMC Lab. No.3 Semi Anechoic Chamber
 Date April 8, 2020
 Temperature / Humidity 21 deg. C / 30 % RH
 Engineer Junki Nagatomi
 (1 GHz - 10 GHz)
 Mode Tx 11ax-40 5795 MHz (484-tone RU)

RU Index 65



* The measurement was conducted for a sufficiently long enough time to detect any possible spurious emissions. Final result of restricted band edge was shown in tabular data.

UL Japan, Inc.

Ise EMC Lab.

4383-326 Asama-cho, Ise-shi, Mie-ken 516-0021 JAPAN

Telephone : +81 596 24 8999

Facsimile : +81 596 24 8124

Radiated Spurious Emission
(PIFA Antenna)

Report No. 13170804H
Test place Ise EMC Lab. No.3 Semi Anechoic Chamber
Date February 21, 2020
Temperature / Humidity 23 deg. C / 30 % RH
Engineer Yuta Moriya
(1 GHz - 10 GHz)
Mode Tx 11ax-80 5210 MHz (26-tone RU)

RU Index 0

Polarity	Frequency [MHz]	Detector	Reading [dBuV]	Ant.Fac. [dB/m]	Loss [dB]	Gain [dB]	Duty Factor [dB]	Result [dBuV/m]	Limit [dBuV/m]	Margin [dB]	Remark
Hori.	5150.000	PK	40.3	31.7	5.9	31.8	-	46.1	73.9	27.8	
Hori.	5150.000	AV	32.2	31.7	5.9	31.8	0.2	38.2	53.9	15.7	*1)
Vert.	5150.000	PK	40.3	31.7	5.9	31.8	-	46.1	73.9	27.8	
Vert.	5150.000	AV	32.2	31.7	5.9	31.8	0.2	38.2	53.9	15.7	*1)

Result = Reading + Ant Factor + Loss (Cable+Attenuator+Filter+Distance factor(above 1 GHz)) - Gain(Amplifier) + Duty factor

*Other frequency noises omitted in this report were not seen or had enough margin (more than 20 dB).

Distance factor: 1 GHz - 10 GHz 20log(3.9 m / 3.0 m) = 2.28 dB

*1) Not Out of Band emission(Leakage Power)

UL Japan, Inc.

Ise EMC Lab.

4383-326 Asama-cho, Ise-shi, Mie-ken 516-0021 JAPAN

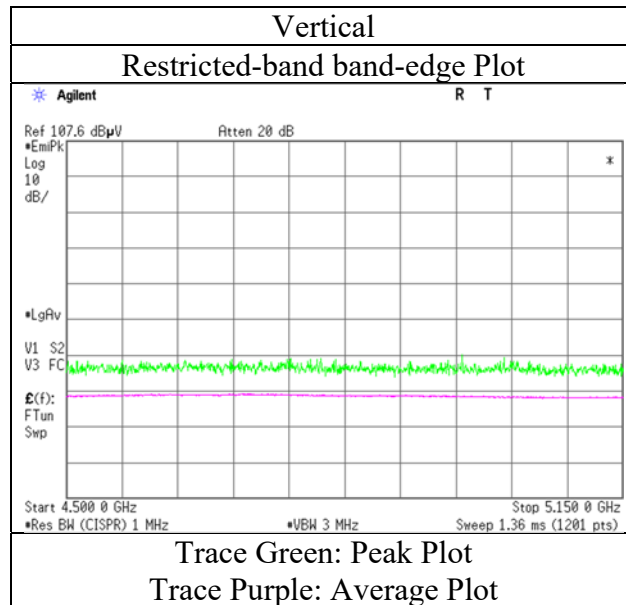
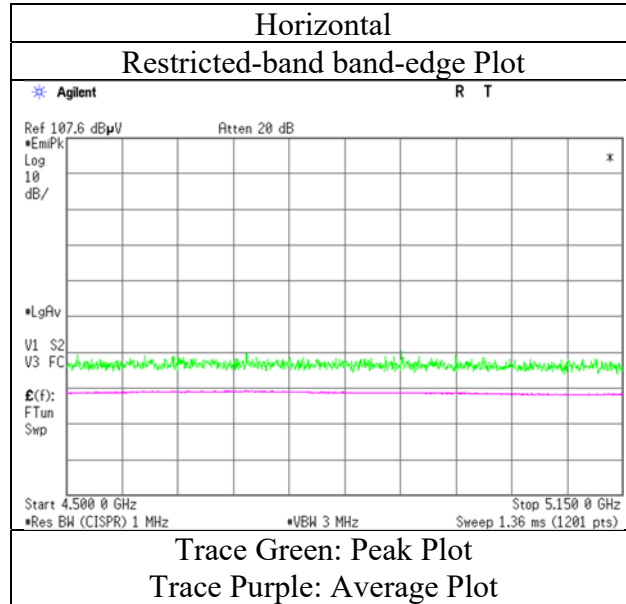
Telephone : +81 596 24 8999

Facsimile : +81 596 24 8124

Radiated Spurious Emission
(PIFA Antenna)

Report No. 13170804H
Test place Ise EMC Lab. No.3 Semi Anechoic Chamber
Date February 21, 2020
Temperature / Humidity 23 deg. C / 30 % RH
Engineer Yuta Moriya
(1 GHz - 10 GHz)
Mode Tx 11ax-80 5210 MHz (26-tone RU)

RU Index 0



* The measurement was conducted for a sufficiently long enough time to detect any possible spurious emissions.
Final result of restricted band edge was shown in tabular data.

UL Japan, Inc.

Ise EMC Lab.

4383-326 Asama-cho, Ise-shi, Mie-ken 516-0021 JAPAN

Telephone : +81 596 24 8999

Facsimile : +81 596 24 8124

Radiated Spurious Emission
(PIFA Antenna)

Report No. 13170804H
Test place Ise EMC Lab. No.3 Semi Anechoic Chamber
Date February 21, 2020
Temperature / Humidity 23 deg. C / 30 % RH
Engineer Yuta Moriya
(1 GHz - 10 GHz)
Mode Tx 11ax-80 5210 MHz (52-tone RU)

RU Index 37

Polarity	Frequency [MHz]	Detector	Reading [dBuV]	Ant.Fac. [dB/m]	Loss [dB]	Gain [dB]	Duty Factor [dB]	Result [dBuV/m]	Limit [dBuV/m]	Margin [dB]	Remark
Hori.	5150.000	PK	40.3	31.7	5.9	31.8	-	46.1	73.9	27.8	
Hori.	5150.000	AV	32.3	31.7	5.9	31.8	0.2	38.3	53.9	15.6	*1)
Vert.	5150.000	PK	40.5	31.7	5.9	31.8	-	46.3	73.9	27.6	
Vert.	5150.000	AV	32.4	31.7	5.9	31.8	0.2	38.4	53.9	15.5	*1)

Result = Reading + Ant Factor + Loss (Cable+Attenuator+Filter+Distance factor(above 1 GHz)) - Gain(Amplifier) + Duty factor

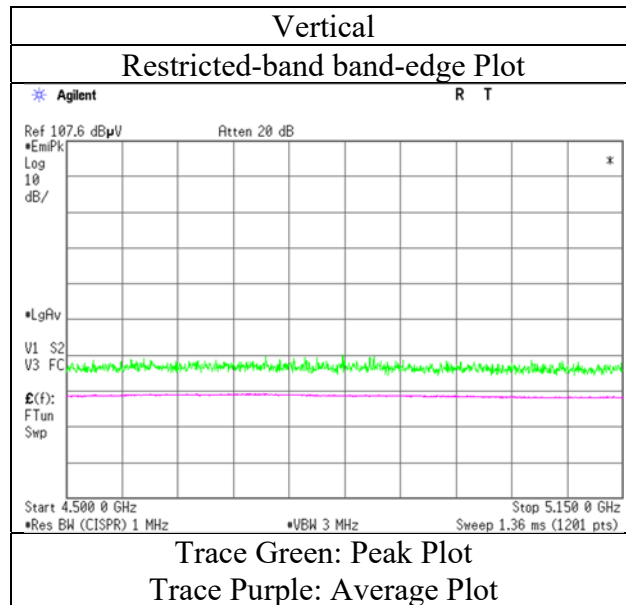
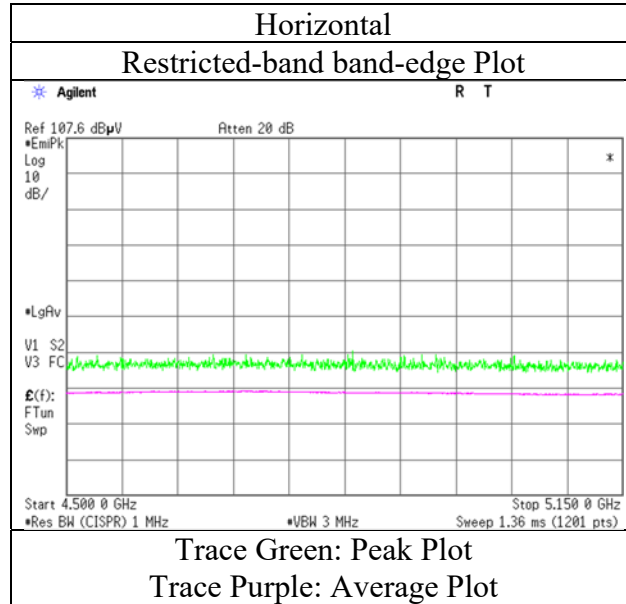
*Other frequency noises omitted in this report were not seen or had enough margin (more than 20 dB).

Distance factor: 1 GHz - 10 GHz $20\log(3.9\text{ m} / 3.0\text{ m}) = 2.28\text{ dB}$

Radiated Spurious Emission
(PIFA Antenna)

Report No. 13170804H
Test place Ise EMC Lab. No.3 Semi Anechoic Chamber
Date February 21, 2020
Temperature / Humidity 23 deg. C / 30 % RH
Engineer Yuta Moriya
(1 GHz - 10 GHz)
Mode Tx 11ax-80 5210 MHz (52-tone RU)

RU Index 37



* The measurement was conducted for a sufficiently long enough time to detect any possible spurious emissions. Final result of restricted band edge was shown in tabular data.

UL Japan, Inc.

Ise EMC Lab.

4383-326 Asama-cho, Ise-shi, Mie-ken 516-0021 JAPAN

Telephone : +81 596 24 8999

Facsimile : +81 596 24 8124

Radiated Spurious Emission
(PIFA Antenna)

Report No. 13170804H
Test place Ise EMC Lab. No.3 Semi Anechoic Chamber
Date February 21, 2020
Temperature / Humidity 23 deg. C / 30 % RH
Engineer Yuta Moriya
(1 GHz - 10 GHz)
Mode Tx 11ax-80 5210 MHz (106-tone RU)

RU Index 53

Polarity	Frequency [MHz]	Detector	Reading [dBuV]	Ant.Fac. [dB/m]	Loss [dB]	Gain [dB]	Duty Factor [dB]	Result [dBuV/m]	Limit [dBuV/m]	Margin [dB]	Remark
Hori.	5150.000	PK	40.2	31.7	5.9	31.8	-	46.0	73.9	27.9	
Hori.	5150.000	AV	32.2	31.7	5.9	31.8	0.2	38.2	53.9	15.7	*1)
Vert.	5150.000	PK	40.6	31.7	5.9	31.8	-	46.4	73.9	27.5	
Vert.	5150.000	AV	32.2	31.7	5.9	31.8	0.2	38.2	53.9	15.7	*1)

Result = Reading + Ant Factor + Loss (Cable+Attenuator+Filter+Distance factor(above 1 GHz)) - Gain(Amplifier) + Duty factor

*Other frequency noises omitted in this report were not seen or had enough margin (more than 20 dB).

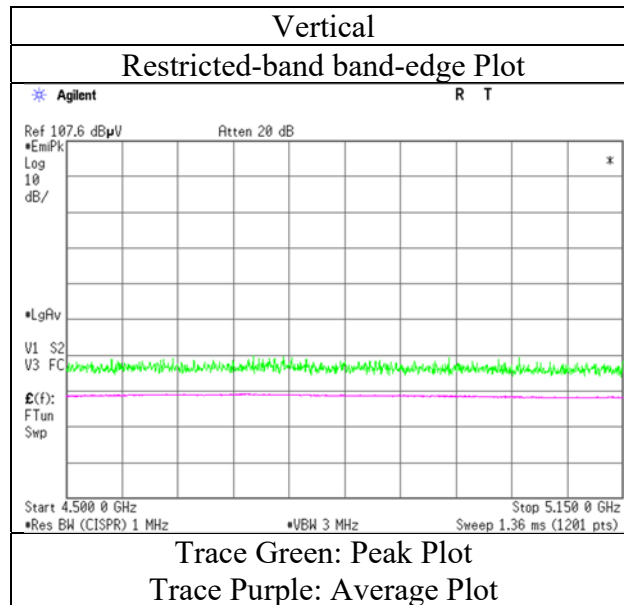
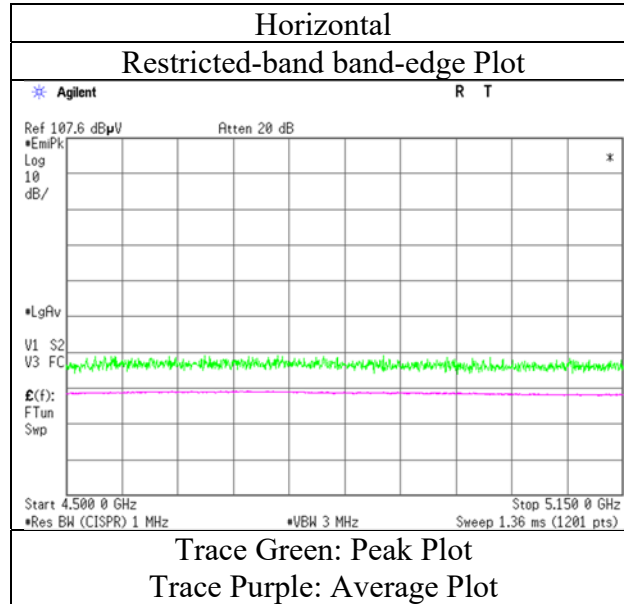
Distance factor: 1 GHz - 10 GHz $20\log(3.9\text{ m} / 3.0\text{ m}) = 2.28\text{ dB}$

*1) Not Out of Band emission(Leakage Power)

Radiated Spurious Emission
 (PIFA Antenna)

Report No. 13170804H
 Test place Ise EMC Lab. No.3 Semi Anechoic Chamber
 Date February 21, 2020
 Temperature / Humidity 23 deg. C / 30 % RH
 Engineer Yuta Moriya
 (1 GHz - 10 GHz)
 Mode Tx 11ax-80 5210 MHz (106-tone RU)

RU Index 53



* The measurement was conducted for a sufficiently long enough time to detect any possible spurious emissions. Final result of restricted band edge was shown in tabular data.

UL Japan, Inc.

Ise EMC Lab.

4383-326 Asama-cho, Ise-shi, Mie-ken 516-0021 JAPAN

Telephone : +81 596 24 8999

Facsimile : +81 596 24 8124

Radiated Spurious Emission
(PIFA Antenna)

Report No. 13170804H
Test place Ise EMC Lab. No.3 Semi Anechoic Chamber
Date February 21, 2020
Temperature / Humidity 23 deg. C / 30 % RH
Engineer Yuta Moriya
(1 GHz - 10 GHz)
Mode Tx 11ax-80 5210 MHz (242-tone RU)

RU Index 61

Polarity	Frequency [MHz]	Detector	Reading [dBuV]	Ant.Fac. [dB/m]	Loss [dB]	Gain [dB]	Duty Factor [dB]	Result [dBuV/m]	Limit [dBuV/m]	Margin [dB]	Remark
Hori.	5150.000	PK	40.7	31.7	5.9	31.8	-	46.5	73.9	27.5	
Hori.	5150.000	AV	32.5	31.7	5.9	31.8	0.2	38.5	53.9	15.4	*1)
Vert.	5150.000	PK	40.3	31.7	5.9	31.8	-	46.1	73.9	27.8	
Vert.	5150.000	AV	32.3	31.7	5.9	31.8	0.2	38.4	53.9	15.5	*1)

Result = Reading + Ant Factor + Loss (Cable+Attenuator+Filter+Distance factor(above 1 GHz)) - Gain(Amplifier) + Duty factor

*Other frequency noises omitted in this report were not seen or had enough margin (more than 20 dB).

Distance factor: 1 GHz - 10 GHz $20\log(3.9\text{ m} / 3.0\text{ m}) = 2.28\text{ dB}$

*1) Not Out of Band emission(Leakage Power)

UL Japan, Inc.

Ise EMC Lab.

4383-326 Asama-cho, Ise-shi, Mie-ken 516-0021 JAPAN

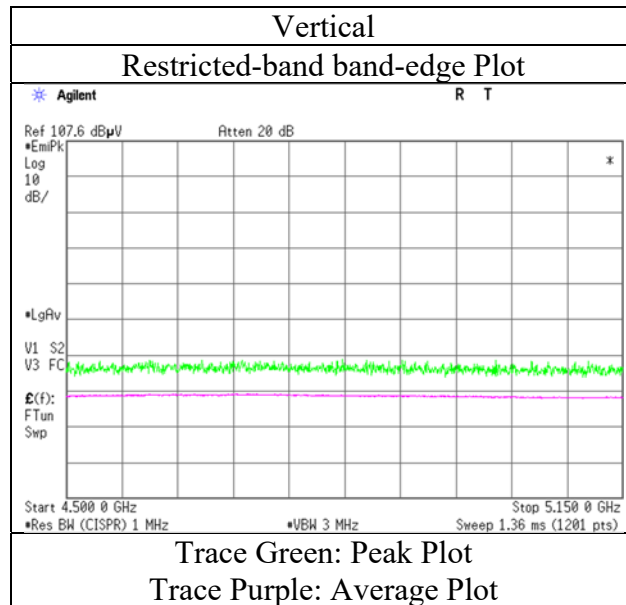
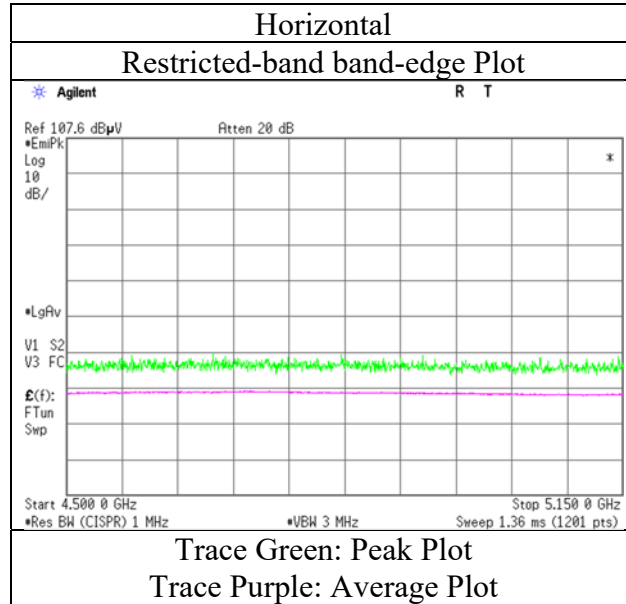
Telephone : +81 596 24 8999

Facsimile : +81 596 24 8124

Radiated Spurious Emission
(PIFA Antenna)

Report No. 13170804H
Test place Ise EMC Lab. No.3 Semi Anechoic Chamber
Date February 21, 2020
Temperature / Humidity 23 deg. C / 30 % RH
Engineer Yuta Moriya
(1 GHz - 10 GHz)
Mode Tx 11ax-80 5210 MHz (242-tone RU)

RU Index 61



* The measurement was conducted for a sufficiently long enough time to detect any possible spurious emissions. Final result of restricted band edge was shown in tabular data.

UL Japan, Inc.

Ise EMC Lab.

4383-326 Asama-cho, Ise-shi, Mie-ken 516-0021 JAPAN

Telephone : +81 596 24 8999

Facsimile : +81 596 24 8124

Radiated Spurious Emission
(PIFA Antenna)

Report No. 13170804H
Test place Ise EMC Lab. No.3 Semi Anechoic Chamber
Date February 21, 2020
Temperature / Humidity 23 deg. C / 30 % RH
Engineer Yuta Moriya
(1 GHz - 10 GHz)
Mode Tx 11ax-80 5210 MHz (484-tone RU)

RU Index 65

Polarity	Frequency [MHz]	Detector	Reading [dBuV]	Ant.Fac. [dB/m]	Loss [dB]	Gain [dB]	Duty Factor [dB]	Result [dBuV/m]	Limit [dBuV/m]	Margin [dB]	Remark
Hori.	5150.000	PK	40.7	31.7	5.9	31.8	-	46.5	73.9	27.4	
Hori.	5150.000	AV	32.6	31.7	5.9	31.8	0.3	38.7	53.9	15.2	*1)
Vert.	5150.000	PK	40.2	31.7	5.9	31.8	-	46.0	73.9	27.9	
Vert.	5150.000	AV	32.3	31.7	5.9	31.8	0.3	38.3	53.9	15.6	*1)

Result = Reading + Ant Factor + Loss (Cable+Attenuator+Filter+Distance factor(above 1 GHz)) - Gain(Amplifier) + Duty factor

*Other frequency noises omitted in this report were not seen or had enough margin (more than 20 dB).

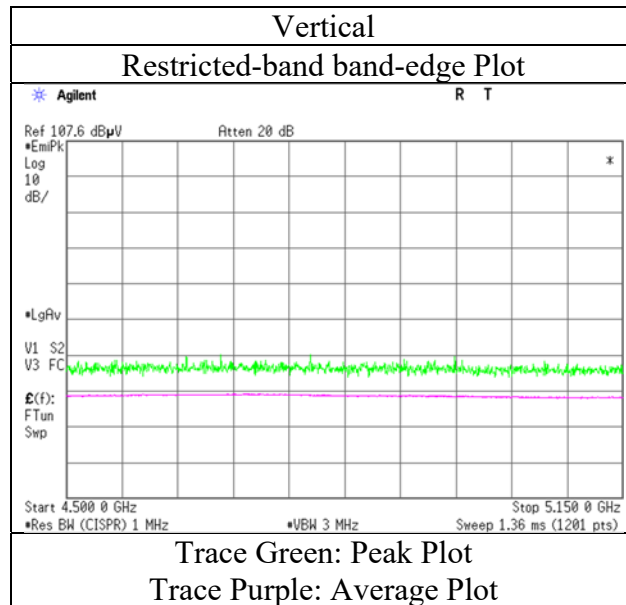
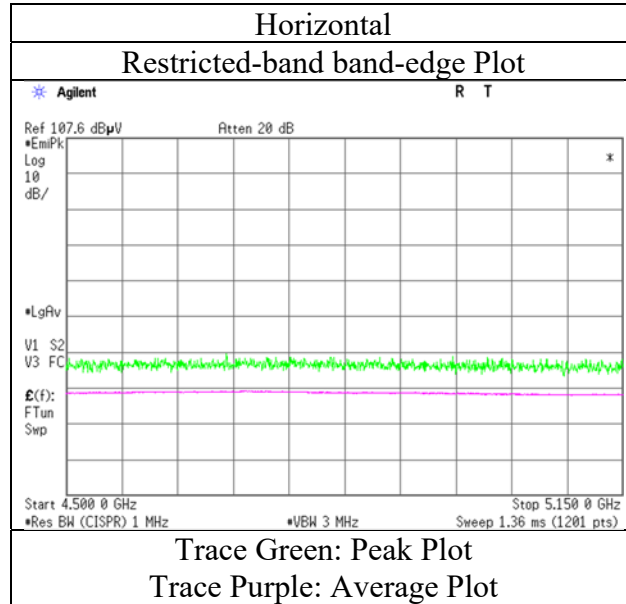
Distance factor: 1 GHz - 10 GHz $20\log(3.9\text{ m} / 3.0\text{ m}) = 2.28\text{ dB}$

*1) Not Out of Band emission(Leakage Power)

Radiated Spurious Emission
(PIFA Antenna)

Report No. 13170804H
Test place Ise EMC Lab. No.3 Semi Anechoic Chamber
Date February 21, 2020
Temperature / Humidity 23 deg. C / 30 % RH
Engineer Yuta Moriya
(1 GHz - 10 GHz)
Mode Tx 11ax-80 5210 MHz (484-tone RU)

RU Index 65



* The measurement was conducted for a sufficiently long enough time to detect any possible spurious emissions.
Final result of restricted band edge was shown in tabular data.

Radiated Spurious Emission
(PIFA Antenna)

Report No. 13170804H
Test place Ise EMC Lab. No.3 Semi Anechoic Chamber
Date April 8, 2020
Temperature / Humidity 21 deg. C / 30 % RH
Engineer Junki Nagatomi
(1 GHz - 10 GHz)
Mode Tx 11ax-80 5210 MHz (996-tone RU)

RU Index 67

Polarity	Frequency [MHz]	Detector	Reading [dBuV]	Ant.Fac. [dB/m]	Loss [dB]	Gain [dB]	Duty Factor [dB]	Result [dBuV/m]	Limit [dBuV/m]	Margin [dB]	Remark
Hori.	5150.000	PK	52.1	31.7	6.0	31.6	-	58.2	73.9	15.7	
Hori.	5150.000	AV	37.4	31.7	6.0	31.6	0.3	43.7	53.9	10.2	*1)
Vert.	5150.000	PK	52.2	31.7	6.0	31.6	-	58.3	73.9	15.6	
Vert.	5150.000	AV	40.7	31.7	6.0	31.6	0.3	47.0	53.9	6.9	*1)

Result = Reading + Ant Factor + Loss (Cable+Attenuator+Filter+Distance factor(above 1 GHz)) - Gain(Amplifier) + Duty factor

*Other frequency noises omitted in this report were not seen or had enough margin (more than 20 dB).

④④④

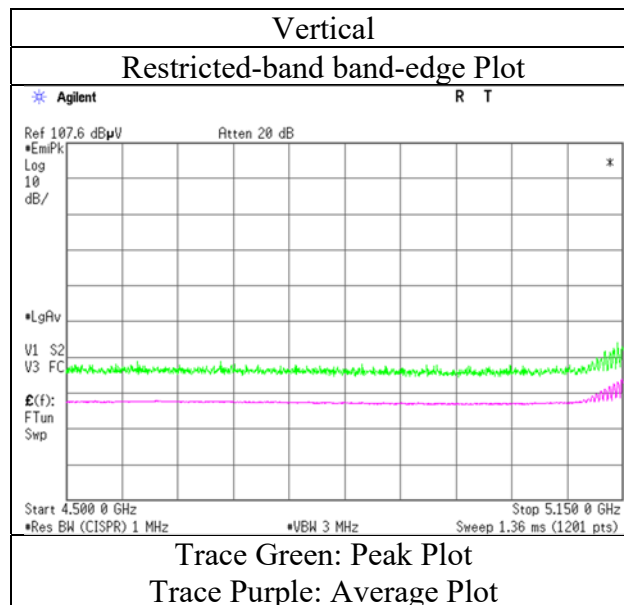
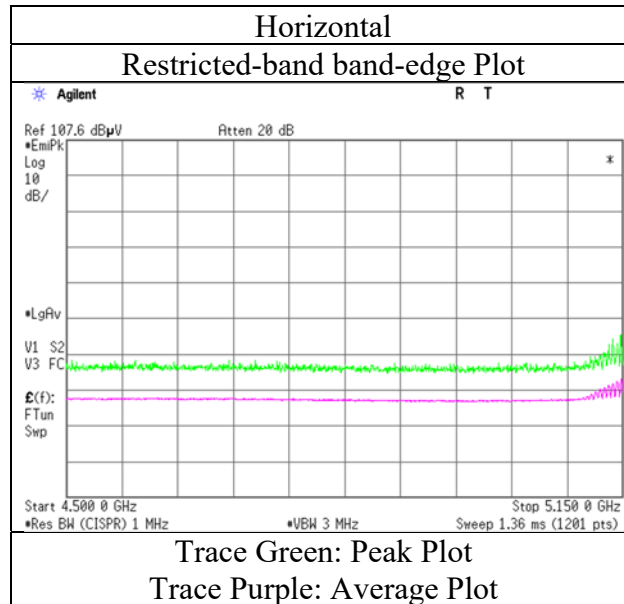
Distance factor: 1 GHz - 10 GHz $20\log(3.9\text{ m} / 3.0\text{ m}) = 2.28\text{ dB}$

*1) Not Out of Band emission(Leakage Power)

Radiated Spurious Emission
 (PIFA Antenna)

Report No. 13170804H
 Test place Ise EMC Lab. No.3 Semi Anechoic Chamber
 Date April 8, 2020
 Temperature / Humidity 21 deg. C / 30 % RH
 Engineer Junki Nagatomi
 (1 GHz - 10 GHz)
 Mode Tx 11ax-80 5210 MHz (996-tone RU)

RU Index 67



* The measurement was conducted for a sufficiently long enough time to detect any possible spurious emissions. Final result of restricted band edge was shown in tabular data.

UL Japan, Inc.

Ise EMC Lab.

4383-326 Asama-cho, Ise-shi, Mie-ken 516-0021 JAPAN

Telephone : +81 596 24 8999

Facsimile : +81 596 24 8124

Radiated Spurious Emission
(PIFA Antenna)

Report No. 13170804H
Test place Ise EMC Lab. No.3 Semi Anechoic Chamber
Date February 21, 2020
Temperature / Humidity 23 deg. C / 30 % RH
Engineer Yuta Moriya
(1 GHz - 10 GHz)
Mode Tx 11ax-80 5290 MHz (26-tone RU)

RU Index 36

Polarity	Frequency [MHz]	Detector	Reading [dBuV]	Ant.Fac. [dB/m]	Loss [dB]	Gain [dB]	Duty Factor [dB]	Result [dBuV/m]	Limit [dBuV/m]	Margin [dB]	Remark
Hori.	5350.000	PK	41.1	31.5	6.0	31.8	-	46.7	73.9	27.2	
Hori.	5350.000	AV	32.8	31.5	6.0	31.8	2.2	40.5	53.9	13.4	*1)
Vert.	5350.000	PK	41.3	31.5	6.0	31.8	-	46.9	73.9	27.0	
Vert.	5350.000	AV	32.9	31.5	6.0	31.8	2.2	40.7	53.9	13.2	*1)

Result = Reading + Ant Factor + Loss (Cable+Attenuator+Filter+Distance factor(above 1 GHz)) - Gain(Amplifier) + Duty factor

*Other frequency noises omitted in this report were not seen or had enough margin (more than 20 dB).

Distance factor: 1 GHz - 10 GHz $20\log(3.9\text{ m} / 3.0\text{ m}) = 2.28\text{ dB}$

*1) Not Out of Band emission(Leakage Power)

UL Japan, Inc.

Ise EMC Lab.

4383-326 Asama-cho, Ise-shi, Mie-ken 516-0021 JAPAN

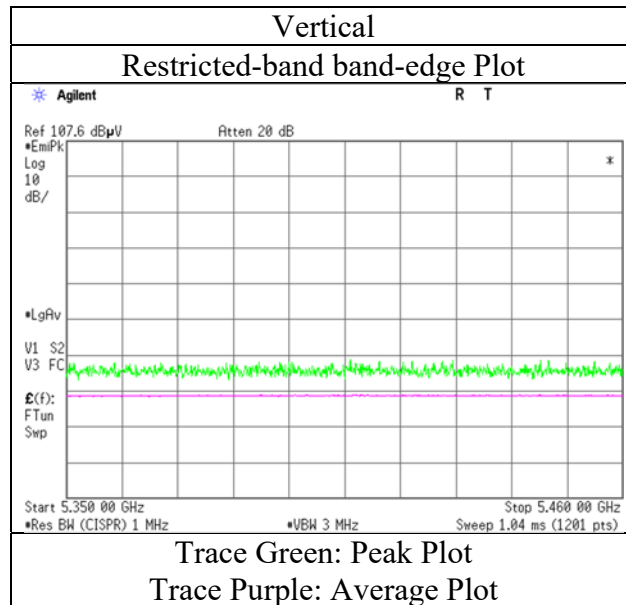
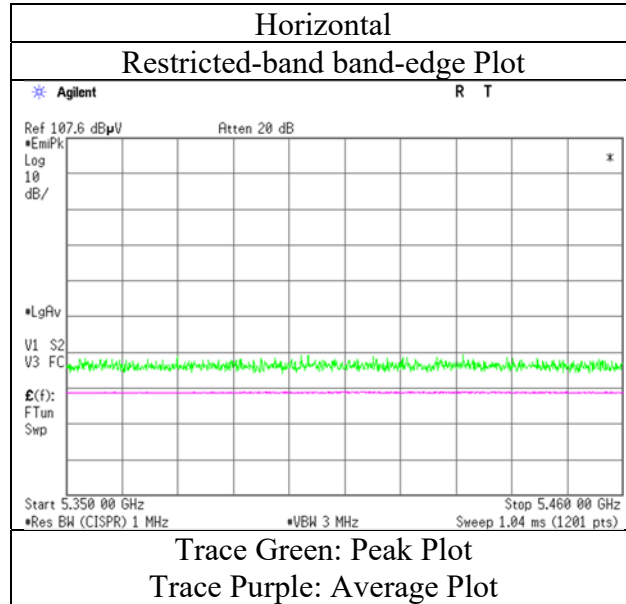
Telephone : +81 596 24 8999

Facsimile : +81 596 24 8124

Radiated Spurious Emission
(PIFA Antenna)

Report No. 13170804H
Test place Ise EMC Lab. No.3 Semi Anechoic Chamber
Date February 21, 2020
Temperature / Humidity 23 deg. C / 30 % RH
Engineer Yuta Moriya
(1 GHz - 10 GHz)
Mode Tx 11ax-80 5290 MHz (26-tone RU)

RU Index 36



* The measurement was conducted for a sufficiently long enough time to detect any possible spurious emissions.
Final result of restricted band edge was shown in tabular data.

Radiated Spurious Emission
(PIFA Antenna)

Report No. 13170804H
Test place Ise EMC Lab. No.3 Semi Anechoic Chamber
Date February 21, 2020
Temperature / Humidity 23 deg. C / 30 % RH
Engineer Yuta Moriya
(1 GHz - 10 GHz)
Mode Tx 11ax-80 5290 MHz (52-tone RU)

RU Index 52

Polarity	Frequency [MHz]	Detector	Reading [dBuV]	Ant.Fac. [dB/m]	Loss [dB]	Gain [dB]	Duty Factor [dB]	Result [dBuV/m]	Limit [dBuV/m]	Margin [dB]	Remark
Hori.	5350.000	PK	41.1	31.5	6.0	31.8	-	46.7	73.9	27.2	
Hori.	5350.000	AV	32.3	31.5	6.0	31.8	2.2	40.1	53.9	13.8	*1)
Vert.	5350.000	PK	41.2	31.5	6.0	31.8	-	46.7	73.9	27.2	
Vert.	5350.000	AV	32.9	31.5	6.0	31.8	2.2	40.6	53.9	13.3	*1)

Result = Reading + Ant Factor + Loss (Cable+Attenuator+Filter+Distance factor(above 1 GHz)) - Gain(Amplifier) + Duty factor

*Other frequency noises omitted in this report were not seen or had enough margin (more than 20 dB).

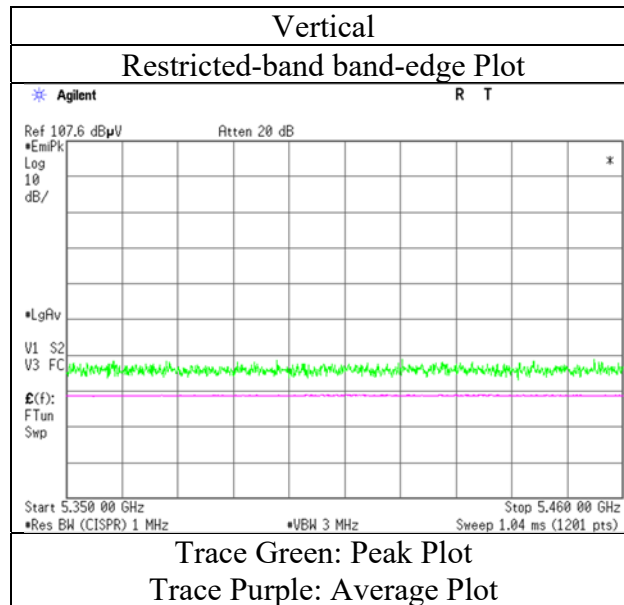
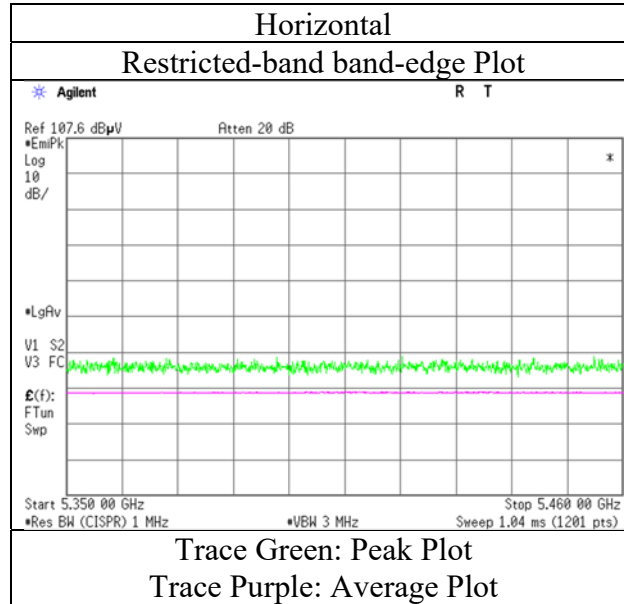
Distance factor: 1 GHz - 10 GHz $20\log(3.9\text{ m} / 3.0\text{ m}) = 2.28\text{ dB}$

*1) Not Out of Band emission(Leakage Power)

Radiated Spurious Emission
 (PIFA Antenna)

Report No. 13170804H
 Test place Ise EMC Lab. No.3 Semi Anechoic Chamber
 Date February 21, 2020
 Temperature / Humidity 23 deg. C / 30 % RH
 Engineer Yuta Moriya
 (1 GHz - 10 GHz)
 Mode Tx 11ax-80 5290 MHz (52-tone RU)

RU Index 52



* The measurement was conducted for a sufficiently long enough time to detect any possible spurious emissions. Final result of restricted band edge was shown in tabular data.

UL Japan, Inc.

Ise EMC Lab.

4383-326 Asama-cho, Ise-shi, Mie-ken 516-0021 JAPAN

Telephone : +81 596 24 8999

Facsimile : +81 596 24 8124

Radiated Spurious Emission
(PIFA Antenna)

Report No. 13170804H
Test place Ise EMC Lab. No.3 Semi Anechoic Chamber
Date February 21, 2020
Temperature / Humidity 23 deg. C / 30 % RH
Engineer Yuta Moriya
(1 GHz - 10 GHz)
Mode Tx 11ax-80 5290 MHz (106-tone RU)

RU Index 60

Polarity	Frequency [MHz]	Detector	Reading [dBuV]	Ant.Fac. [dB/m]	Loss [dB]	Gain [dB]	Duty Factor [dB]	Result [dBuV/m]	Limit [dBuV/m]	Margin [dB]	Remark
Hori.	5350.000	PK	41.5	31.5	6.0	31.8	-	47.0	73.9	26.9	
Hori.	5350.000	AV	32.2	31.5	6.0	31.8	2.5	40.3	53.9	13.6	*1)
Vert.	5350.000	PK	41.3	31.5	6.0	31.8	-	46.9	73.9	27.0	
Vert.	5350.000	AV	32.8	31.5	6.0	31.8	2.5	40.8	53.9	13.1	*1)

Result = Reading + Ant Factor + Loss (Cable+Attenuator+Filter+Distance factor(above 1 GHz)) - Gain(Amplifier) + Duty factor

*Other frequency noises omitted in this report were not seen or had enough margin (more than 20 dB).

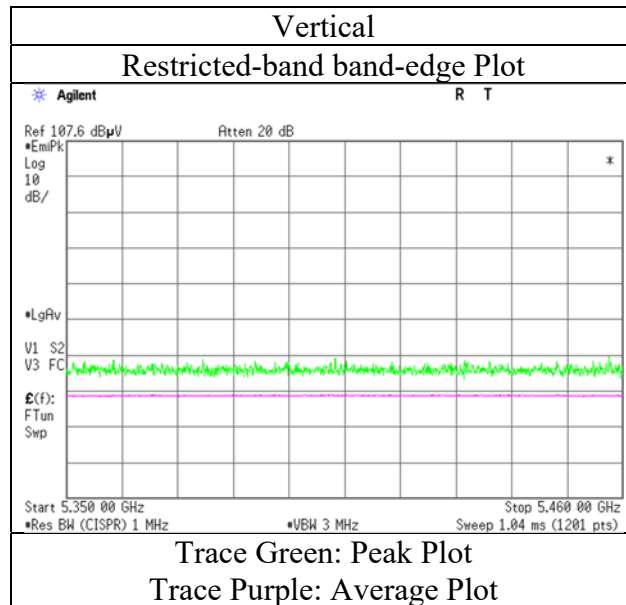
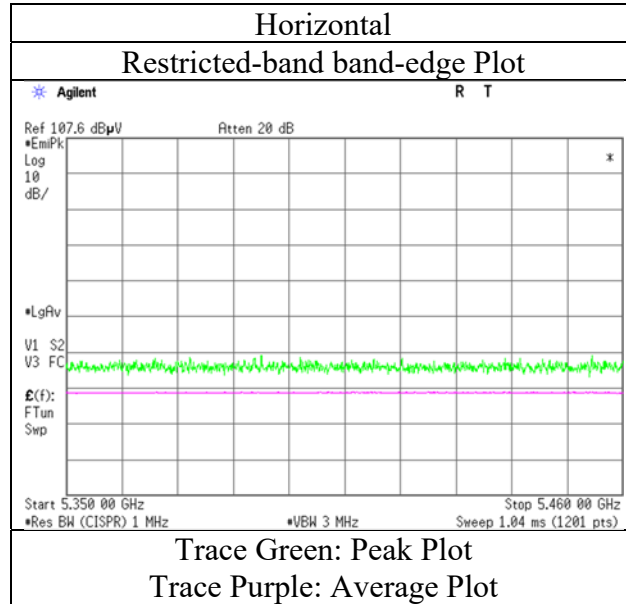
Distance factor: 1 GHz - 10 GHz $20\log(3.9\text{ m} / 3.0\text{ m}) = 2.28\text{ dB}$

*1) Not Out of Band emission(Leakage Power)

Radiated Spurious Emission
(PIFA Antenna)

Report No. 13170804H
Test place Ise EMC Lab. No.3 Semi Anechoic Chamber
Date February 21, 2020
Temperature / Humidity 23 deg. C / 30 % RH
Engineer Yuta Moriya
(1 GHz - 10 GHz)
Mode Tx 11ax-80 5290 MHz (106-tone RU)

RU Index 60



* The measurement was conducted for a sufficiently long enough time to detect any possible spurious emissions.
Final result of restricted band edge was shown in tabular data.

Radiated Spurious Emission
(PIFA Antenna)

Report No. 13170804H
Test place Ise EMC Lab. No.3 Semi Anechoic Chamber
Date February 21, 2020
Temperature / Humidity 23 deg. C / 30 % RH
Engineer Yuta Moriya
(1 GHz - 10 GHz)
Mode Tx 11ax-80 5290 MHz (242-tone RU)

RU Index 64

Polarity	Frequency [MHz]	Detector	Reading [dBuV]	Ant.Fac. [dB/m]	Loss [dB]	Gain [dB]	Duty Factor [dB]	Result [dBuV/m]	Limit [dBuV/m]	Margin [dB]	Remark
Hori.	5350.000	PK	41.7	31.5	6.0	31.8	-	47.2	73.9	26.7	
Hori.	5350.000	AV	32.9	31.5	6.0	31.8	3.0	41.5	53.9	12.4	*1)
Vert.	5350.000	PK	41.6	31.5	6.0	31.8	-	47.1	73.9	26.8	
Vert.	5350.000	AV	33.5	31.5	6.0	31.8	3.0	42.1	53.9	11.8	*1)

Result = Reading + Ant Factor + Loss (Cable+Attenuator+Filter+Distance factor(above 1 GHz)) - Gain(Amplifier) + Duty factor

*Other frequency noises omitted in this report were not seen or had enough margin (more than 20 dB).

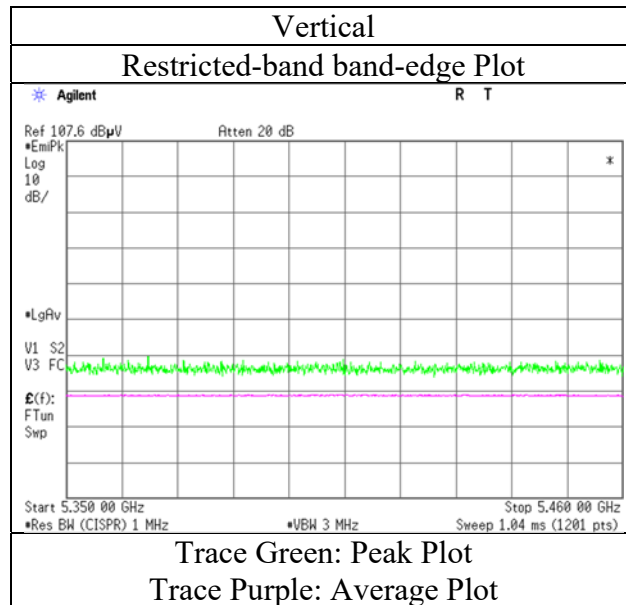
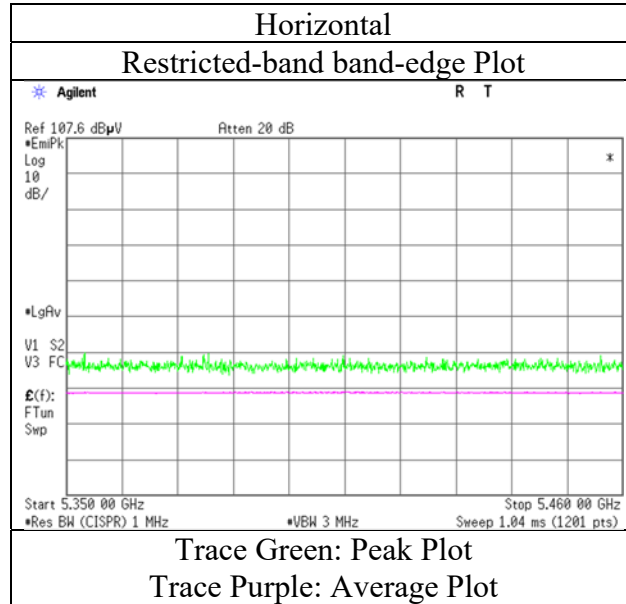
Distance factor: 1 GHz - 10 GHz $20\log(3.9\text{ m} / 3.0\text{ m}) = 2.28\text{ dB}$

*1) Not Out of Band emission(Leakage Power)

Radiated Spurious Emission
(PIFA Antenna)

Report No. 13170804H
Test place Ise EMC Lab. No.3 Semi Anechoic Chamber
Date February 21, 2020
Temperature / Humidity 23 deg. C / 30 % RH
Engineer Yuta Moriya
(1 GHz - 10 GHz)
Mode Tx 11ax-80 5290 MHz (242-tone RU)

RU Index 64



* The measurement was conducted for a sufficiently long enough time to detect any possible spurious emissions. Final result of restricted band edge was shown in tabular data.

Radiated Spurious Emission
(PIFA Antenna)

Report No. 13170804H
Test place Ise EMC Lab. No.3 Semi Anechoic Chamber
Date February 21, 2020
Temperature / Humidity 23 deg. C / 30 % RH
Engineer Yuta Moriya
(1 GHz - 10 GHz)
Mode Tx 11ax-80 5290 MHz (484-tone RU)

RU Index 66

Polarity	Frequency [MHz]	Detector	Reading [dBuV]	Ant.Fac. [dB/m]	Loss [dB]	Gain [dB]	Duty Factor [dB]	Result [dBuV/m]	Limit [dBuV/m]	Margin [dB]	Remark
Hori.	5350.000	PK	48.5	31.5	6.0	31.8	-	54.1	73.9	19.9	
Hori.	5350.000	AV	36.6	31.5	6.0	31.8	0.3	42.4	53.9	11.5	*1)
Vert.	5350.000	PK	49.0	31.5	6.0	31.8	-	54.6	73.9	19.3	
Vert.	5350.000	AV	37.1	31.5	6.0	31.8	0.3	42.9	53.9	11.0	*1)

Result = Reading + Ant Factor + Loss (Cable+Attenuator+Filter+Distance factor(above 1 GHz)) - Gain(Amplifier) + Duty factor

*Other frequency noises omitted in this report were not seen or had enough margin (more than 20 dB).

Distance factor: 1 GHz - 10 GHz 20log(3.9 m / 3.0 m) = 2.28 dB

*1) Not Out of Band emission(Leakage Power)

UL Japan, Inc.

Ise EMC Lab.

4383-326 Asama-cho, Ise-shi, Mie-ken 516-0021 JAPAN

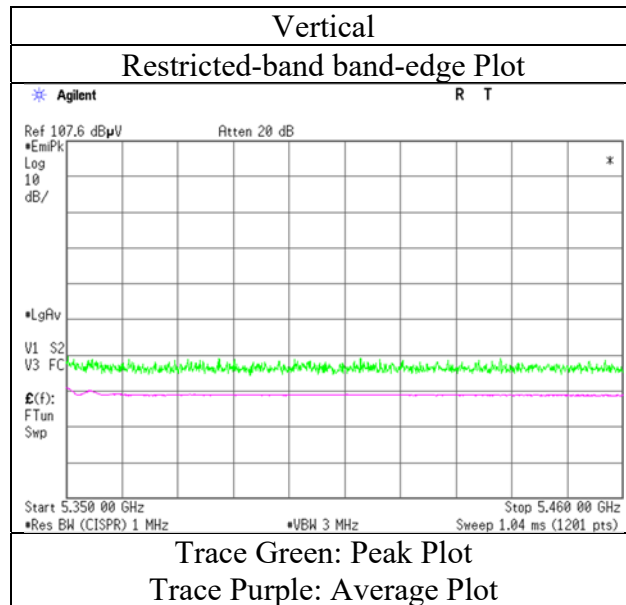
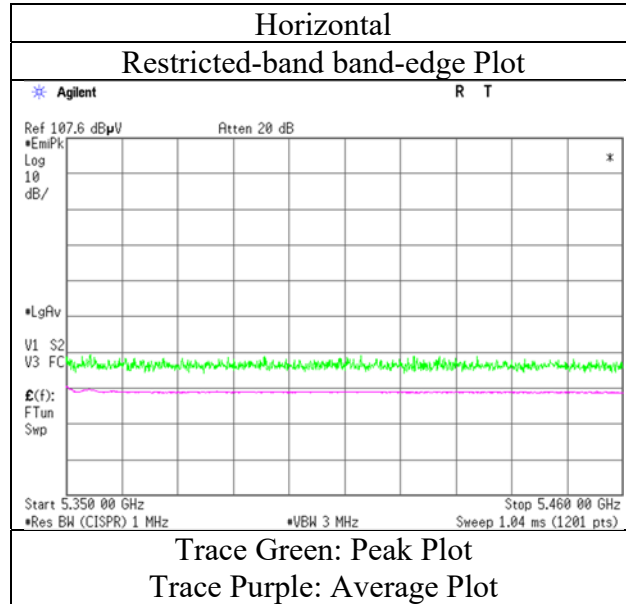
Telephone : +81 596 24 8999

Facsimile : +81 596 24 8124

Radiated Spurious Emission
(PIFA Antenna)

Report No. 13170804H
Test place Ise EMC Lab. No.3 Semi Anechoic Chamber
Date February 21, 2020
Temperature / Humidity 23 deg. C / 30 % RH
Engineer Yuta Moriya
(1 GHz - 10 GHz)
Mode Tx 11ax-80 5290 MHz (484-tone RU)

RU Index 64



* The measurement was conducted for a sufficiently long enough time to detect any possible spurious emissions.
Final result of restricted band edge was shown in tabular data.

Radiated Spurious Emission
(PIFA Antenna)

Report No. 13170804H
Test place Ise EMC Lab. No.3 Semi Anechoic Chamber
Date April 7, 2020
Temperature / Humidity 23 deg. C / 30 % RH
Engineer Yuta Moriya
(1 GHz - 10 GHz)
Mode Tx 11ax-80 5290 MHz (996-tone RU)

RU Index 67

Polarity	Frequency [MHz]	Detector	Reading [dBuV]	Ant.Fac. [dB/m]	Loss [dB]	Gain [dB]	Duty Factor [dB]	Result [dBuV/m]	Limit [dBuV/m]	Margin [dB]	Remark
Hori.	5350.000	PK	53.0	31.5	6.1	31.7	-	58.8	73.9	15.1	
Hori.	5350.000	AV	44.9	31.5	6.1	31.7	0.3	51.0	53.9	2.9	*1)
Vert.	5350.000	PK	56.4	31.5	6.1	31.7	-	62.2	73.9	11.7	
Vert.	5350.000	AV	46.2	31.5	6.1	31.7	0.3	52.3	53.9	1.6	*1)

Result = Reading + Ant Factor + Loss (Cable+Attenuator+Filter+Distance factor(above 1 GHz)) - Gain(Amplifier) + Duty factor

*Other frequency noises omitted in this report were not seen or had enough margin (more than 20 dB).

④④④

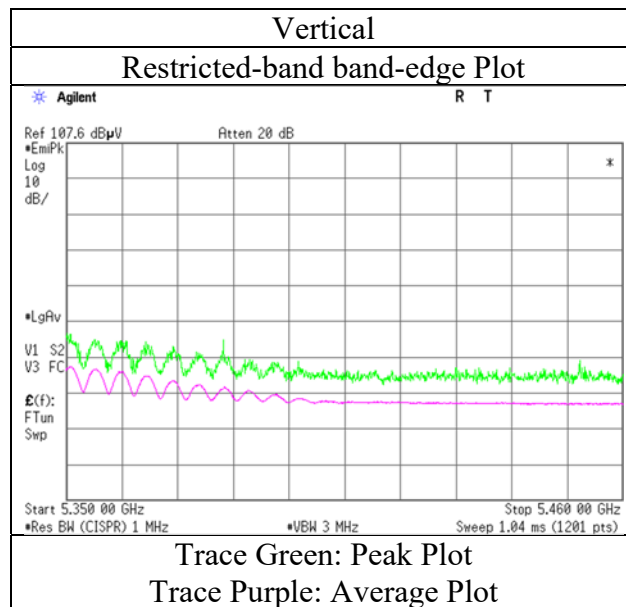
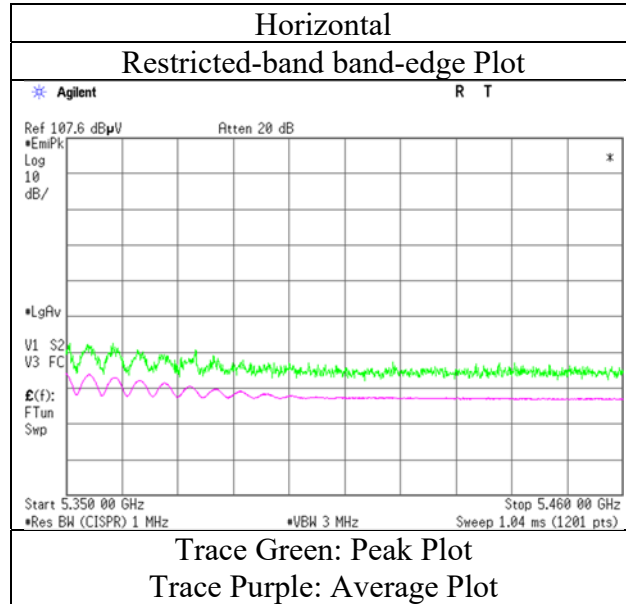
Distance factor: 1 GHz - 10 GHz $20\log(3.9\text{ m} / 3.0\text{ m}) = 2.28\text{ dB}$

*1) Not Out of Band emission(Leakage Power)

Radiated Spurious Emission
(PIFA Antenna)

Report No. 13170804H
Test place Ise EMC Lab. No.3 Semi Anechoic Chamber
Date April 7, 2020
Temperature / Humidity 23 deg. C / 30 % RH
Engineer Yuta Moriya
(1 GHz - 10 GHz)
Mode Tx 11ax-80 5290 MHz (996-tone RU)

RU Index 67



* The measurement was conducted for a sufficiently long enough time to detect any possible spurious emissions.
Final result of restricted band edge was shown in tabular data.

UL Japan, Inc.

Ise EMC Lab.

4383-326 Asama-cho, Ise-shi, Mie-ken 516-0021 JAPAN

Telephone : +81 596 24 8999

Facsimile : +81 596 24 8124

Radiated Spurious Emission
(PIFA Antenna)

Report No. 13170804H
Test place Ise EMC Lab. No.3 Semi Anechoic Chamber
Date February 21, 2020
Temperature / Humidity 23 deg. C / 30 % RH
Engineer Yuta Moriya
(1 GHz - 10 GHz)
Mode Tx 11ax-80 5530 MHz (26-tone RU)

RU Index 0

Polarity	Frequency [MHz]	Detector	Reading [dBuV]	Ant.Fac. [dB/m]	Loss [dB]	Gain [dB]	Duty Factor [dB]	Result [dBuV/m]	Limit [dBuV/m]	Margin [dB]	Remark
Hori.	5460.000	PK	40.0	31.7	6.0	31.9	-	45.9	68.2	22.4	
Hori.	5470.000	PK	41.0	31.7	6.0	31.9	-	46.9	68.2	21.4	
Hori.	5460.000	AV	32.3	31.7	6.0	31.9	0.2	38.3	53.9	15.6	*1)
Vert.	5460.000	PK	40.2	31.7	6.0	31.9	-	46.0	68.2	22.2	
Vert.	5470.000	PK	41.1	31.7	6.0	31.9	-	46.9	68.2	21.3	
Vert.	5460.000	AV	32.5	31.7	6.0	31.9	0.2	38.5	53.9	15.4	*1)

Result = Reading + Ant Factor + Loss (Cable+Attenuator+Filter+Distance factor(above 1 GHz)) - Gain(Amplifier) + Duty factor

*Other frequency noises omitted in this report were not seen or had enough margin (more than 20 dB).

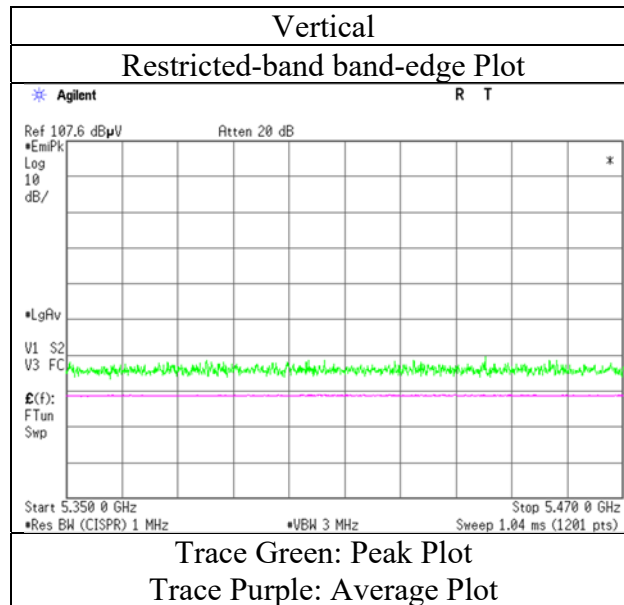
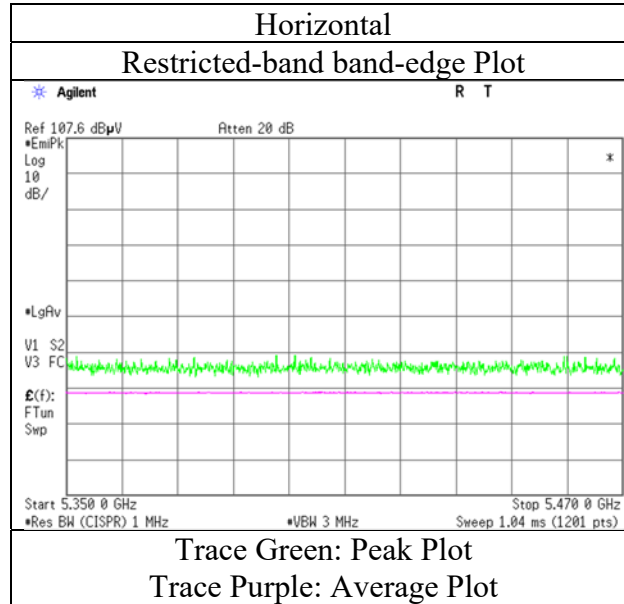
Distance factor: 1 GHz - 10 GHz $20\log(3.9\text{ m} / 3.0\text{ m}) = 2.28\text{ dB}$

*1) Not Out of Band emission(Leakage Power)

Radiated Spurious Emission
(PIFA Antenna)

Report No. 13170804H
Test place Ise EMC Lab. No.3 Semi Anechoic Chamber
Date February 21, 2020
Temperature / Humidity 23 deg. C / 30 % RH
Engineer Yuta Moriya
(1 GHz - 10 GHz)
Mode Tx 11ax-80 5530 MHz (26-tone RU)

RU Index 0



* The measurement was conducted for a sufficiently long enough time to detect any possible spurious emissions.
Final result of restricted band edge was shown in tabular data.

Radiated Spurious Emission
(PIFA Antenna)

Report No. 13170804H
Test place Ise EMC Lab. No.3 Semi Anechoic Chamber
Date February 21, 2020
Temperature / Humidity 23 deg. C / 30 % RH
Engineer Yuta Moriya
(1 GHz - 10 GHz)
Mode Tx 11ax-80 5530 MHz (52-tone RU)

RU Index37

Polarity	Frequency [MHz]	Detector	Reading [dBuV]	Ant.Fac. [dB/m]	Loss [dB]	Gain [dB]	Duty Factor [dB]	Result [dBuV/m]	Limit [dBuV/m]	Margin [dB]	Remark
Hori.	5460.000	PK	40.1	31.7	6.0	31.9	-	46.0	68.2	22.3	
Hori.	5470.000	PK	41.0	31.7	6.0	31.9	-	46.8	68.2	21.4	
Hori.	5460.000	AV	32.3	31.7	6.0	31.9	0.2	38.4	53.9	15.6	*1)
Vert.	5460.000	PK	40.3	31.7	6.0	31.9	-	46.1	68.2	22.1	
Vert.	5470.000	PK	41.1	31.7	6.0	31.9	-	46.9	68.2	21.3	
Vert.	5460.000	AV	32.7	31.7	6.0	31.9	0.2	38.7	53.9	15.2	*1)

Result = Reading + Ant Factor + Loss (Cable+Attenuator+Filter+Distance factor(above 1 GHz)) - Gain(Amplifier) + Duty factor

*Other frequency noises omitted in this report were not seen or had enough margin (more than 20 dB).

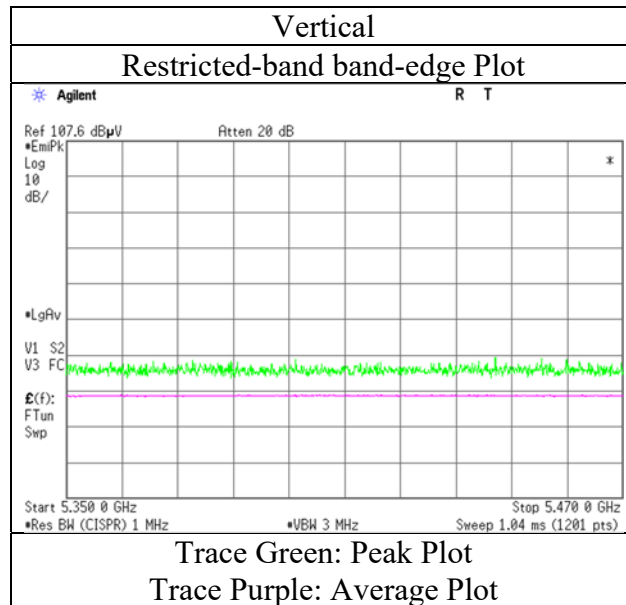
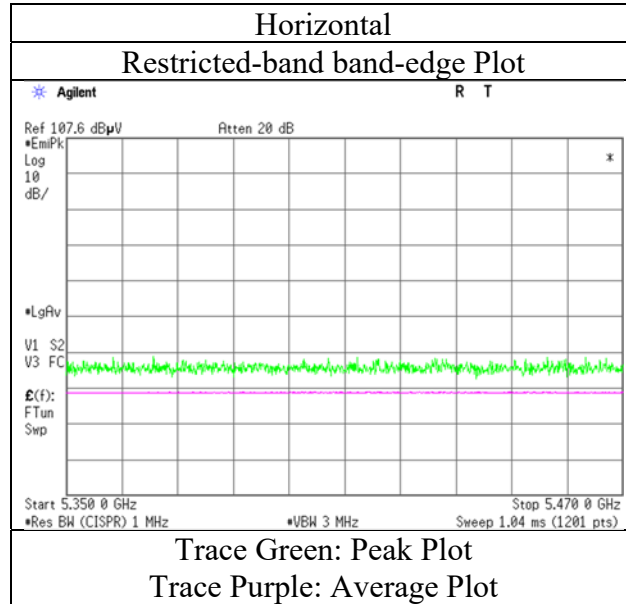
Distance factor: 1 GHz - 10 GHz $20\log(3.9\text{ m} / 3.0\text{ m}) = 2.28\text{ dB}$

*1) Not Out of Band emission(Leakage Power)

Radiated Spurious Emission
(PIFA Antenna)

Report No. 13170804H
Test place Ise EMC Lab. No.3 Semi Anechoic Chamber
Date February 21, 2020
Temperature / Humidity 23 deg. C / 30 % RH
Engineer Yuta Moriya
(1 GHz - 10 GHz)
Mode Tx 11ax-80 5530 MHz (52-tone RU)

RU Index37



* The measurement was conducted for a sufficiently long enough time to detect any possible spurious emissions. Final result of restricted band edge was shown in tabular data.

Radiated Spurious Emission
(PIFA Antenna)

Report No. 13170804H
Test place Ise EMC Lab. No.3 Semi Anechoic Chamber
Date February 21, 2020
Temperature / Humidity 23 deg. C / 30 % RH
Engineer Yuta Moriya
(1 GHz - 10 GHz)
Mode Tx 11ax-80 5530 MHz (106-tone RU)

RU Index 53

Polarity	Frequency [MHz]	Detector	Reading [dBuV]	Ant.Fac. [dB/m]	Loss [dB]	Gain [dB]	Duty Factor [dB]	Result [dBuV/m]	Limit [dBuV/m]	Margin [dB]	Remark
Hori.	5460.000	PK	40.5	31.7	6.0	31.9	-	46.4	68.2	21.9	
Hori.	5470.000	PK	41.1	31.7	6.0	31.9	-	46.9	68.2	21.3	
Hori.	5460.000	AV	32.5	31.7	6.0	31.9	0.2	38.6	53.9	15.3	*1)
Vert.	5460.000	PK	40.8	31.7	6.0	31.9	-	46.7	68.2	21.5	
Vert.	5470.000	PK	41.1	31.7	6.0	31.9	-	46.9	68.2	21.3	
Vert.	5460.000	AV	32.7	31.7	6.0	31.9	0.2	38.8	53.9	15.1	*1)

Result = Reading + Ant Factor + Loss (Cable+Attenuator+Filter+Distance factor(above 1 GHz)) - Gain(Amplifier) + Duty factor

*Other frequency noises omitted in this report were not seen or had enough margin (more than 20 dB).

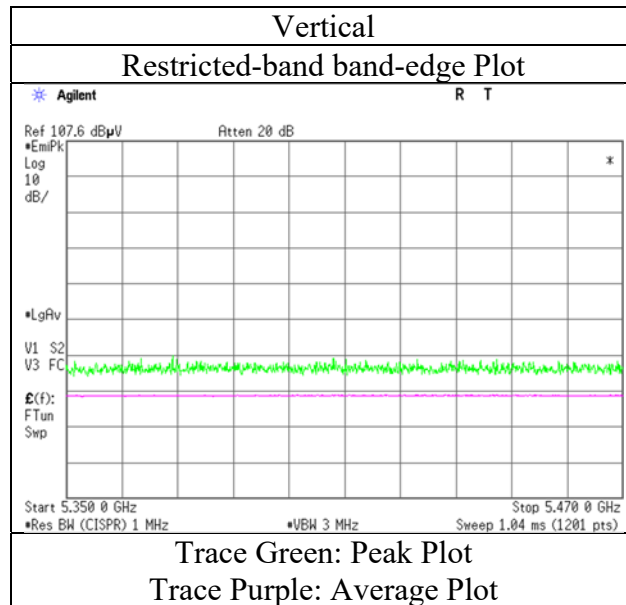
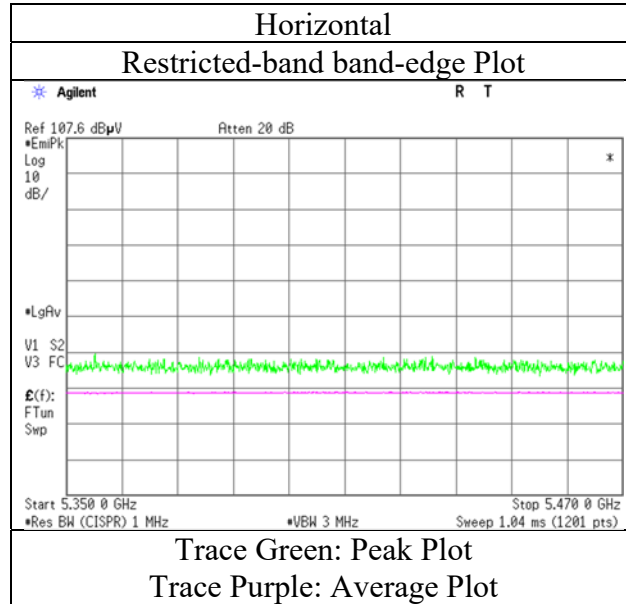
Distance factor: 1 GHz - 10 GHz $20\log(3.9\text{ m} / 3.0\text{ m}) = 2.28\text{ dB}$

*1) Not Out of Band emission(Leakage Power)

Radiated Spurious Emission
(PIFA Antenna)

Report No. 13170804H
Test place Ise EMC Lab. No.3 Semi Anechoic Chamber
Date February 21, 2020
Temperature / Humidity 23 deg. C / 30 % RH
Engineer Yuta Moriya
(1 GHz - 10 GHz)
Mode Tx 11ax-80 5530 MHz (106-tone RU)

RU Index 53



* The measurement was conducted for a sufficiently long enough time to detect any possible spurious emissions.
Final result of restricted band edge was shown in tabular data.

Radiated Spurious Emission
(PIFA Antenna)

Report No. 13170804H
Test place Ise EMC Lab. No.3 Semi Anechoic Chamber
Date February 21, 2020
Temperature / Humidity 23 deg. C / 30 % RH
Engineer Yuta Moriya
(1 GHz - 10 GHz)
Mode Tx 11ax-80 5530 MHz (242-tone RU)

RU Index 61

Polarity	Frequency [MHz]	Detector	Reading [dBuV]	Ant.Fac. [dB/m]	Loss [dB]	Gain [dB]	Duty Factor [dB]	Result [dBuV/m]	Limit [dBuV/m]	Margin [dB]	Remark
Hori.	5460.000	PK	41.8	31.7	6.0	31.9	-	47.6	68.2	20.6	
Hori.	5470.000	PK	42.0	31.7	6.0	31.9	-	47.9	68.2	20.3	
Hori.	5460.000	AV	32.8	31.7	6.0	31.9	0.2	38.9	53.9	15.0	*1)
Vert.	5460.000	PK	41.7	31.7	6.0	31.9	-	47.5	68.2	20.7	
Vert.	5470.000	PK	41.9	31.7	6.0	31.9	-	47.8	68.2	20.4	
Vert.	5460.000	AV	32.8	31.7	6.0	31.9	0.2	38.9	53.9	15.1	*1)

Result = Reading + Ant Factor + Loss (Cable+Attenuator+Filter+Distance factor(above 1 GHz)) - Gain(Amplifier) + Duty factor

*Other frequency noises omitted in this report were not seen or had enough margin (more than 20 dB).

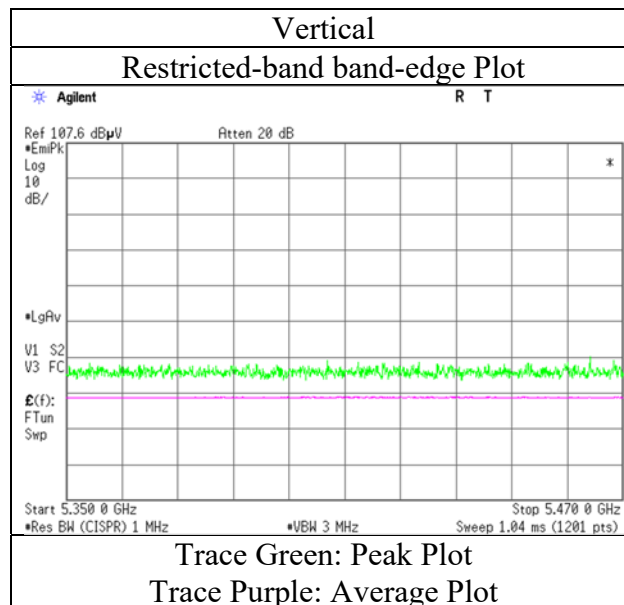
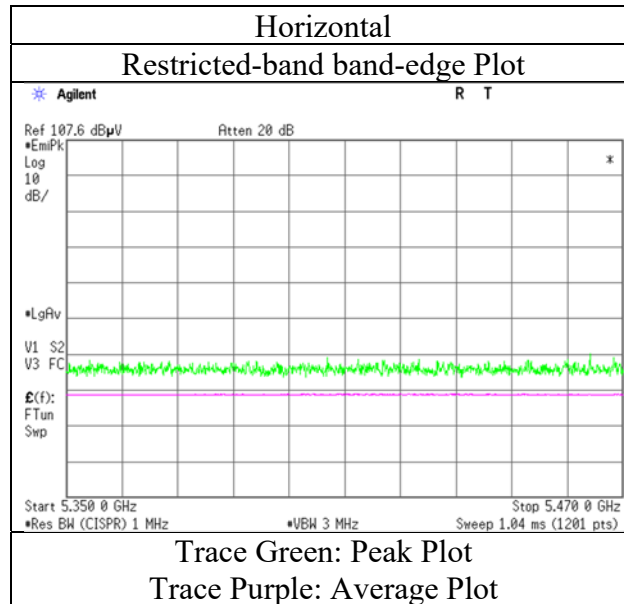
Distance factor: 1 GHz - 10 GHz $20\log(3.9\text{ m} / 3.0\text{ m}) = 2.28\text{ dB}$

*1) Not Out of Band emission(Leakage Power)

Radiated Spurious Emission
 (PIFA Antenna)

Report No. 13170804H
 Test place Ise EMC Lab. No.3 Semi Anechoic Chamber
 Date February 21, 2020
 Temperature / Humidity 23 deg. C / 30 % RH
 Engineer Yuta Moriya
 (1 GHz - 10 GHz)
 Mode Tx 11ax-80 5530 MHz (242-tone RU)

RU Index 61



* The measurement was conducted for a sufficiently long enough time to detect any possible spurious emissions. Final result of restricted band edge was shown in tabular data.

Radiated Spurious Emission
(PIFA Antenna)

Report No. 13170804H
Test place Ise EMC Lab. No.3 Semi Anechoic Chamber
Date February 21, 2020
Temperature / Humidity 23 deg. C / 30 % RH
Engineer Yuta Moriya
(1 GHz - 10 GHz)
Mode Tx 11ax-80 5530 MHz (484-tone RU)

RU Index 65

Polarity	Frequency [MHz]	Detector	Reading [dBuV]	Ant.Fac. [dB/m]	Loss [dB]	Gain [dB]	Duty Factor [dB]	Result [dBuV/m]	Limit [dBuV/m]	Margin [dB]	Remark
Hori.	5460.000	PK	43.2	31.7	6.0	31.9	-	49.0	68.2	19.2	
Hori.	5470.000	PK	48.0	31.7	6.0	31.9	-	53.8	68.2	14.4	
Hori.	5460.000	AV	33.4	31.7	6.0	31.9	0.3	39.5	53.9	14.4	*1)
Vert.	5460.000	PK	44.7	31.7	6.0	31.9	-	50.6	68.2	17.6	
Vert.	5470.000	PK	48.4	31.7	6.0	31.9	-	54.2	68.2	14.0	
Vert.	5460.000	AV	34.4	31.7	6.0	31.9	0.3	40.5	53.9	13.4	*1)

Result = Reading + Ant Factor + Loss (Cable+Attenuator+Filter+Distance factor(above 1 GHz)) - Gain(Amplifier) + Duty factor

*Other frequency noises omitted in this report were not seen or had enough margin (more than 20 dB).

Distance factor: 1 GHz - 10 GHz $20\log(3.9\text{ m} / 3.0\text{ m}) = 2.28\text{ dB}$

*1) Not Out of Band emission(Leakage Power)

UL Japan, Inc.

Ise EMC Lab.

4383-326 Asama-cho, Ise-shi, Mie-ken 516-0021 JAPAN

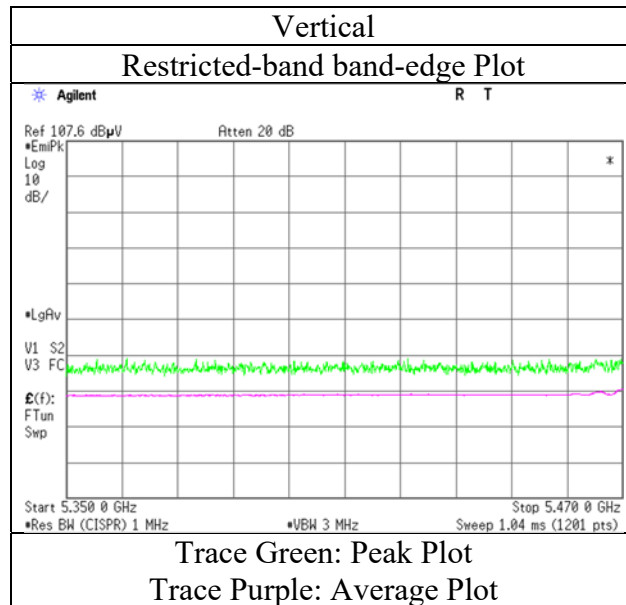
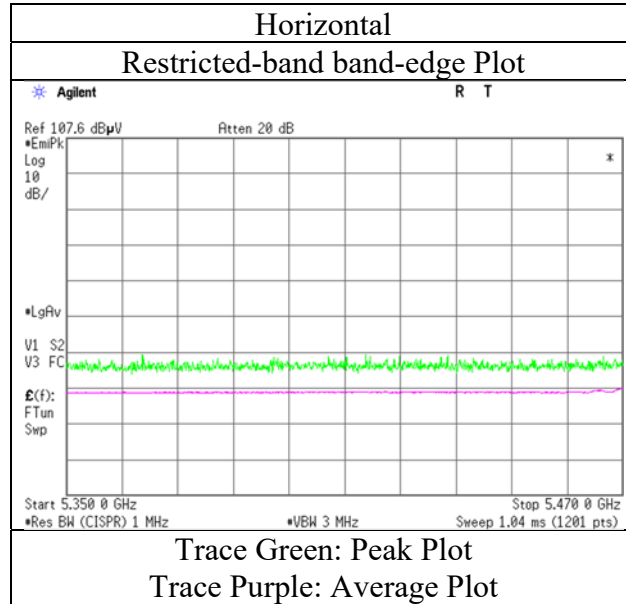
Telephone : +81 596 24 8999

Facsimile : +81 596 24 8124

Radiated Spurious Emission
(PIFA Antenna)

Report No. 13170804H
Test place Ise EMC Lab. No.3 Semi Anechoic Chamber
Date February 21, 2020
Temperature / Humidity 23 deg. C / 30 % RH
Engineer Yuta Moriya
(1 GHz - 10 GHz)
Mode Tx 11ax-80 5530 MHz (484-tone RU)

RU Index 65



* The measurement was conducted for a sufficiently long enough time to detect any possible spurious emissions. Final result of restricted band edge was shown in tabular data.

Radiated Spurious Emission
(PIFA Antenna)

Report No. 13170804H
Test place Ise EMC Lab. No.3 Semi Anechoic Chamber
Date April 7, 2020
Temperature / Humidity 23 deg. C / 30 % RH
Engineer Yuta Moriya
(1 GHz - 10 GHz)
Mode Tx 11ax-80 5530 MHz (996-tone RU)

RU Index 67

Polarity	Frequency [MHz]	Detector	Reading [dBuV]	Ant.Fac. [dB/m]	Loss [dB]	Gain [dB]	Duty Factor [dB]	Result [dBuV/m]	Limit [dBuV/m]	Margin [dB]	Remark
Hori.	5460.000	PK	53.0	31.7	6.1	31.7	-	59.1	68.2	9.1	
Hori.	5470.000	PK	55.5	31.7	6.1	31.7	-	61.5	68.2	6.7	
Hori.	5460.000	AV	42.1	31.7	6.1	31.7	0.3	48.4	53.9	5.5	*1)
Vert.	5460.000	PK	56.6	31.7	6.1	31.7	-	62.6	68.2	5.6	
Vert.	5470.000	PK	58.0	31.7	6.1	31.7	-	64.0	68.2	4.2	
Vert.	5460.000	AV	45.6	31.7	6.1	31.7	0.3	51.9	53.9	2.0	*1)

Result = Reading + Ant Factor + Loss (Cable+Attenuator+Filter+Distance factor(above 1 GHz)) - Gain(Amplifier) + Duty factor

*Other frequency noises omitted in this report were not seen or had enough margin (more than 20 dB).

Notes

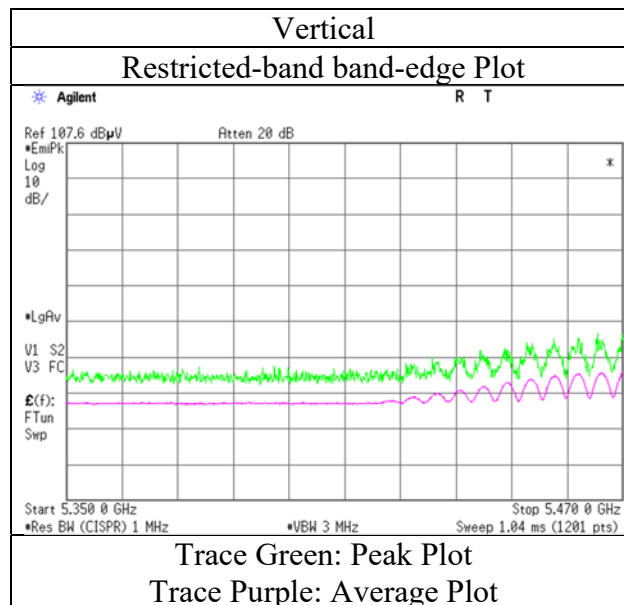
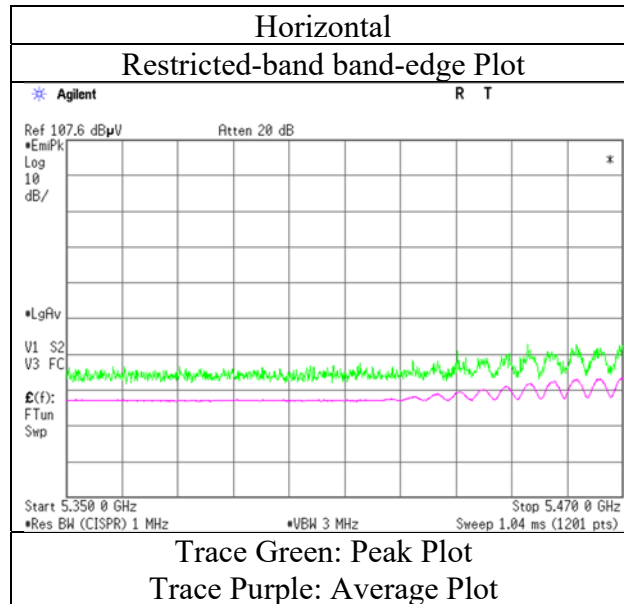
Distance factor: 1 GHz - 10 GHz $20\log(3.9\text{ m} / 3.0\text{ m}) = 2.28\text{ dB}$

*1) Not Out of Band emission(Leakage Power)

Radiated Spurious Emission
(PIFA Antenna)

Report No. 13170804H
Test place Ise EMC Lab. No.3 Semi Anechoic Chamber
Date April 7, 2020
Temperature / Humidity 23 deg. C / 30 % RH
Engineer Yuta Moriya
(1 GHz - 10 GHz)
Mode Tx 11ax-80 5530 MHz (996-tone RU)

RU Index 67



* The measurement was conducted for a sufficiently long enough time to detect any possible spurious emissions.
Final result of restricted band edge was shown in tabular data.

Radiated Spurious Emission
(PIFA Antenna)

Report No. 13170804H
Test place Ise EMC Lab. No.3 Semi Anechoic Chamber
Date February 21, 2020
Temperature / Humidity 23 deg. C / 30 % RH
Engineer Yuta Moriya
(1 GHz - 10 GHz)
Mode Tx 11ax-80 5610 MHz (26-tone RU)

RU Index 36

Polarity	Frequency [MHz]	Detector	Reading [dBuV]	Ant.Fac. [dB/m]	Loss [dB]	Gain [dB]	Duty Factor [dB]	Result [dBuV/m]	Limit [dBuV/m]	Margin [dB]	Remark
Hori.	5725.000	PK	40.8	32.0	6.1	31.9	-	47.0	68.2	21.2	
Vert.	5725.000	PK	41.0	32.0	6.1	31.9	-	47.2	68.2	21.0	

Result = Reading + Ant Factor + Loss (Cable+Attenuator+Filter+Distance factor(above 1 GHz)) - Gain(Amplifier)

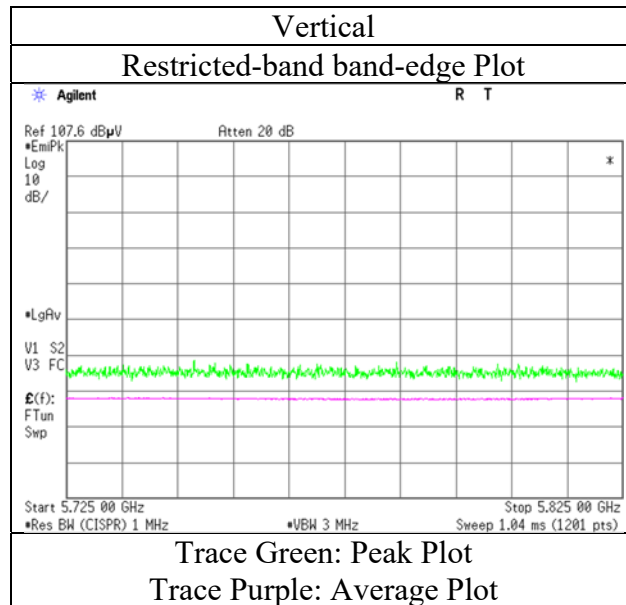
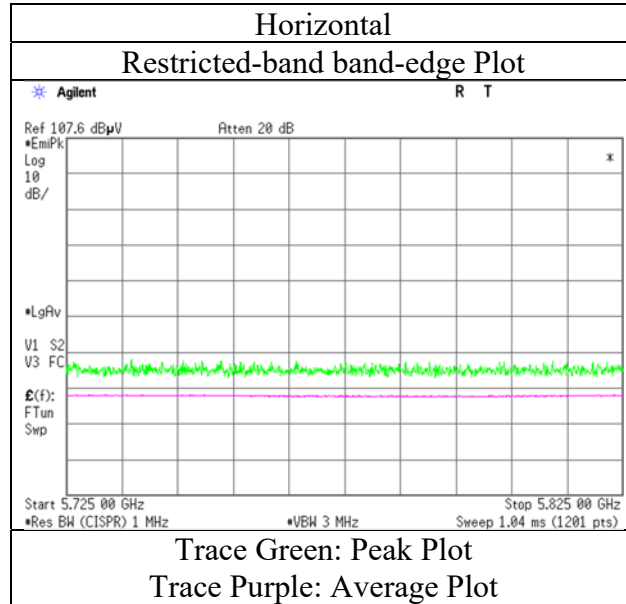
*Other frequency noises omitted in this report were not seen or had enough margin (more than 20 dB).

Distance factor: 1 GHz - 10 GHz $20\log(3.9\text{ m} / 3.0\text{ m}) = 2.28\text{ dB}$

Radiated Spurious Emission
(PIFA Antenna)

Report No. 13170804H
Test place Ise EMC Lab. No.3 Semi Anechoic Chamber
Date February 21, 2020
Temperature / Humidity 23 deg. C / 30 % RH
Engineer Yuta Moriya
(1 GHz - 10 GHz)
Mode Tx 11ax-80 5610 MHz (26-tone RU)

RU Index 36



* The measurement was conducted for a sufficiently long enough time to detect any possible spurious emissions.
Final result of restricted band edge was shown in tabular data.

Radiated Spurious Emission
(PIFA Antenna)

Report No. 13170804H
Test place Ise EMC Lab. No.3 Semi Anechoic Chamber
Date February 21, 2020
Temperature / Humidity 23 deg. C / 30 % RH
Engineer Yuta Moriya
(1 GHz - 10 GHz)
Mode Tx 11ax-80 5610 MHz (52-tone RU)

RU Index 52

Polarity	Frequency [MHz]	Detector	Reading [dBuV]	Ant.Fac. [dB/m]	Loss [dB]	Gain [dB]	Duty Factor [dB]	Result [dBuV/m]	Limit [dBuV/m]	Margin [dB]	Remark
Hori.	5725.000	PK	40.9	32.0	6.1	31.9	-	47.0	68.2	21.2	
Vert.	5725.000	PK	41.0	32.0	6.1	31.9	-	47.2	68.2	21.0	

Result = Reading + Ant Factor + Loss (Cable+Attenuator+Filter+Distance factor(above 1 GHz)) - Gain(Amplifier)

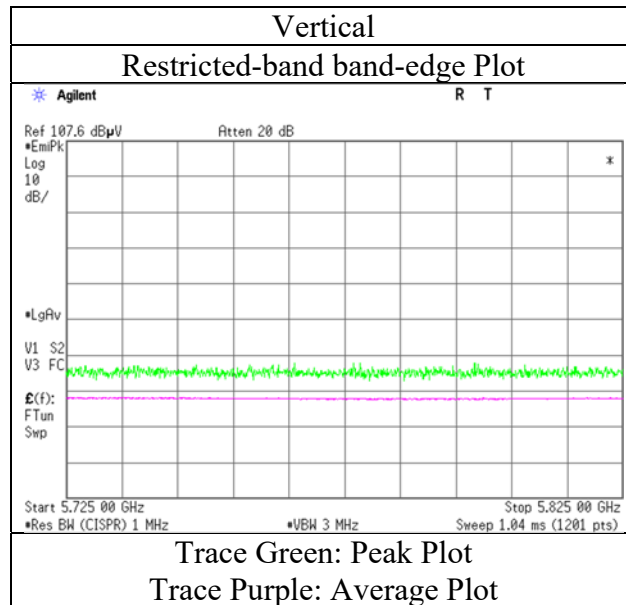
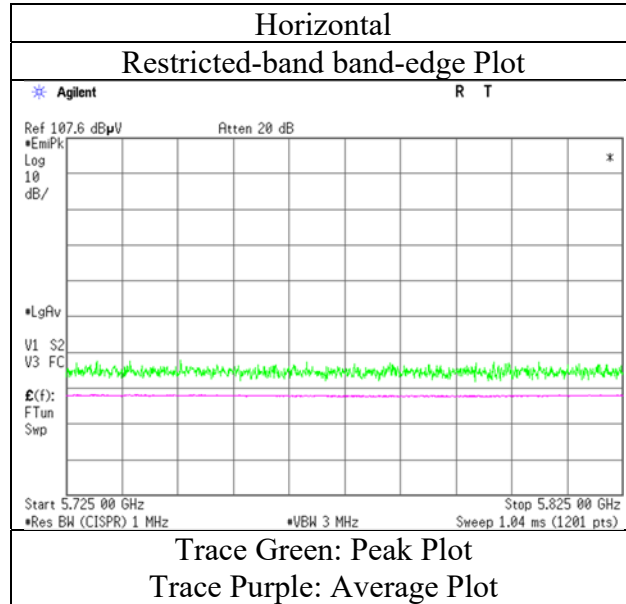
*Other frequency noises omitted in this report were not seen or had enough margin (more than 20 dB).

Distance factor: 1 GHz - 10 GHz $20\log(3.9\text{ m} / 3.0\text{ m}) = 2.28\text{ dB}$

Radiated Spurious Emission
(PIFA Antenna)

Report No. 13170804H
Test place Ise EMC Lab. No.3 Semi Anechoic Chamber
Date February 21, 2020
Temperature / Humidity 23 deg. C / 30 % RH
Engineer Yuta Moriya
(1 GHz - 10 GHz)
Mode Tx 11ax-80 5610 MHz (52-tone RU)

RU Index 52



* The measurement was conducted for a sufficiently long enough time to detect any possible spurious emissions.
Final result of restricted band edge was shown in tabular data.

Radiated Spurious Emission
(PIFA Antenna)

Report No. 13170804H
Test place Ise EMC Lab. No.3 Semi Anechoic Chamber
Date February 21, 2020
Temperature / Humidity 23 deg. C / 30 % RH
Engineer Yuta Moriya
(1 GHz - 10 GHz)
Mode Tx 11ax-80 5610 MHz (106-tone RU)

RU Index 60

Polarity	Frequency [MHz]	Detector	Reading [dBuV]	Ant.Fac. [dB/m]	Loss [dB]	Gain [dB]	Duty Factor [dB]	Result [dBuV/m]	Limit [dBuV/m]	Margin [dB]	Remark
Hori.	5725.000	PK	41.0	32.0	6.1	31.9	-	47.2	68.2	21.1	
Vert.	5725.000	PK	41.1	32.0	6.1	31.9	-	47.3	68.2	21.0	

Result = Reading + Ant Factor + Loss (Cable+Attenuator+Filter+Distance factor(above 1 GHz)) - Gain(Amplifier)

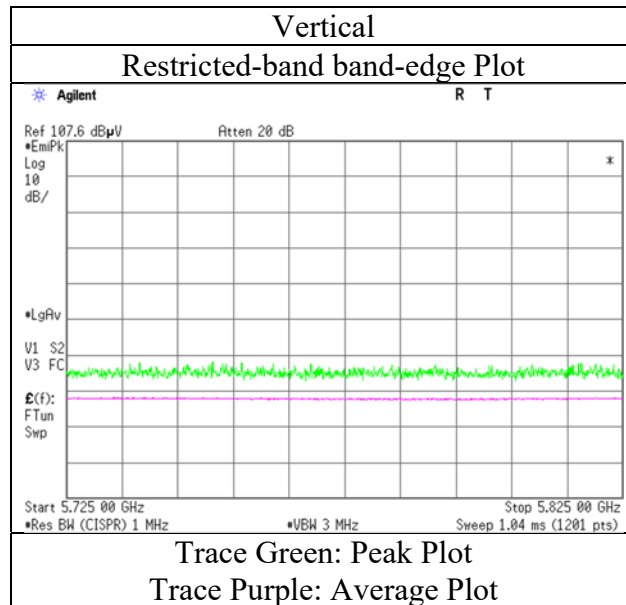
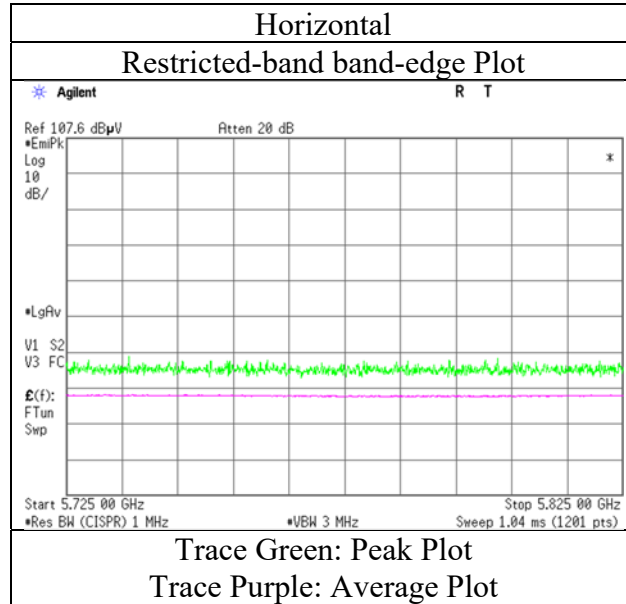
*Other frequency noises omitted in this report were not seen or had enough margin (more than 20 dB).

Distance factor: 1 GHz - 10 GHz $20\log(3.9\text{ m} / 3.0\text{ m}) = 2.28\text{ dB}$

Radiated Spurious Emission
(PIFA Antenna)

Report No. 13170804H
Test place Ise EMC Lab. No.3 Semi Anechoic Chamber
Date February 21, 2020
Temperature / Humidity 23 deg. C / 30 % RH
Engineer Yuta Moriya
(1 GHz - 10 GHz)
Mode Tx 11ax-80 5610 MHz (106-tone RU)

RU Index 60



* The measurement was conducted for a sufficiently long enough time to detect any possible spurious emissions. Final result of restricted band edge was shown in tabular data.

Radiated Spurious Emission
(PIFA Antenna)

Report No. 13170804H
Test place Ise EMC Lab. No.3 Semi Anechoic Chamber
Date February 21, 2020
Temperature / Humidity 23 deg. C / 30 % RH
Engineer Yuta Moriya
(1 GHz - 10 GHz)
Mode Tx 11ax-80 5610 MHz (242-tone RU)

RU Index 64

Polarity	Frequency [MHz]	Detector	Reading [dBuV]	Ant.Fac. [dB/m]	Loss [dB]	Gain [dB]	Duty Factor [dB]	Result [dBuV/m]	Limit [dBuV/m]	Margin [dB]	Remark
Hori.	5725.000	PK	40.8	32.0	6.1	31.9	-	47.0	68.2	21.2	
Vert.	5725.000	PK	41.0	32.0	6.1	31.9	-	47.2	68.2	21.0	

Result = Reading + Ant Factor + Loss (Cable+Attenuator+Filter+Distance factor(above 1 GHz)) - Gain(Amplifier)

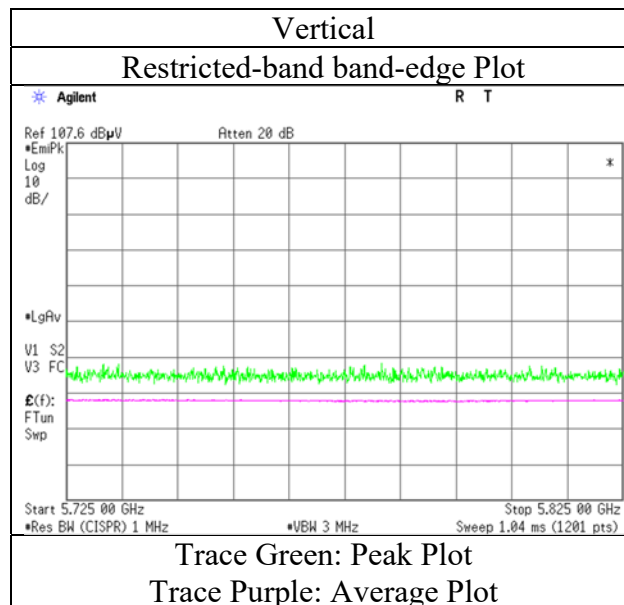
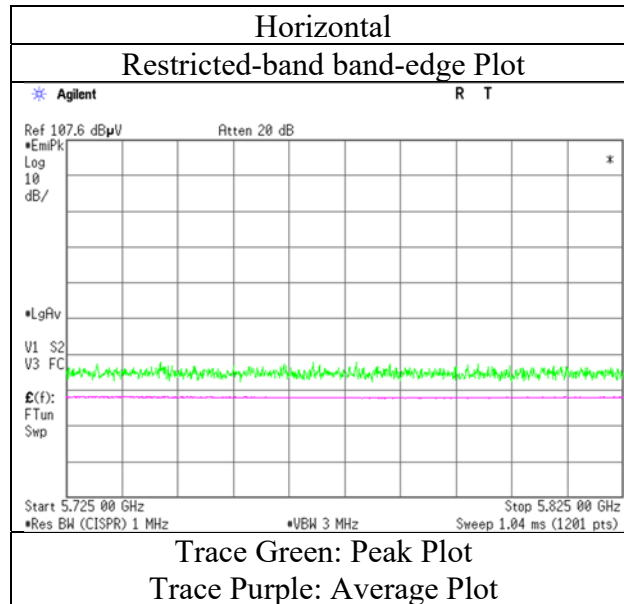
*Other frequency noises omitted in this report were not seen or had enough margin (more than 20 dB).

Distance factor: 1 GHz - 10 GHz $20\log(3.9\text{ m} / 3.0\text{ m}) = 2.28\text{ dB}$

Radiated Spurious Emission
(PIFA Antenna)

Report No. 13170804H
Test place Ise EMC Lab. No.3 Semi Anechoic Chamber
Date February 21, 2020
Temperature / Humidity 23 deg. C / 30 % RH
Engineer Yuta Moriya
(1 GHz - 10 GHz)
Mode Tx 11ax-80 5610 MHz (242-tone RU)

RU Index 64



* The measurement was conducted for a sufficiently long enough time to detect any possible spurious emissions. Final result of restricted band edge was shown in tabular data.

UL Japan, Inc.

Ise EMC Lab.

4383-326 Asama-cho, Ise-shi, Mie-ken 516-0021 JAPAN

Telephone : +81 596 24 8999

Facsimile : +81 596 24 8124

Radiated Spurious Emission
(PIFA Antenna)

Report No. 13170804H
Test place Ise EMC Lab. No.3 Semi Anechoic Chamber
Date February 21, 2020
Temperature / Humidity 23 deg. C / 30 % RH
Engineer Yuta Moriya
(1 GHz - 10 GHz)
Mode Tx 11ax-80 5610 MHz (484-tone RU)

RU Index 66

Polarity	Frequency [MHz]	Detector	Reading [dBuV]	Ant.Fac. [dB/m]	Loss [dB]	Gain [dB]	Duty Factor [dB]	Result [dBuV/m]	Limit [dBuV/m]	Margin [dB]	Remark
Hori.	5725.000	PK	41.1	32.0	6.1	31.9	-	47.3	68.2	21.0	
Vert.	5725.000	PK	41.3	32.0	6.1	31.9	-	47.5	68.2	20.7	

Result = Reading + Ant Factor + Loss (Cable+Attenuator+Filter+Distance factor(above 1 GHz)) - Gain(Amplifier)

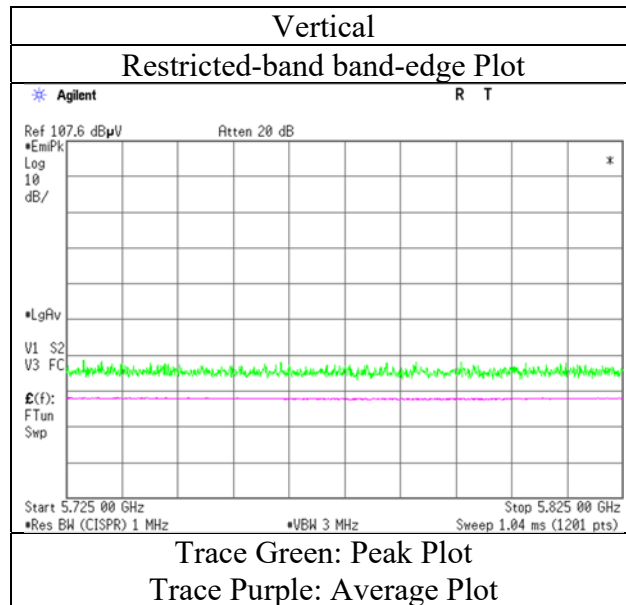
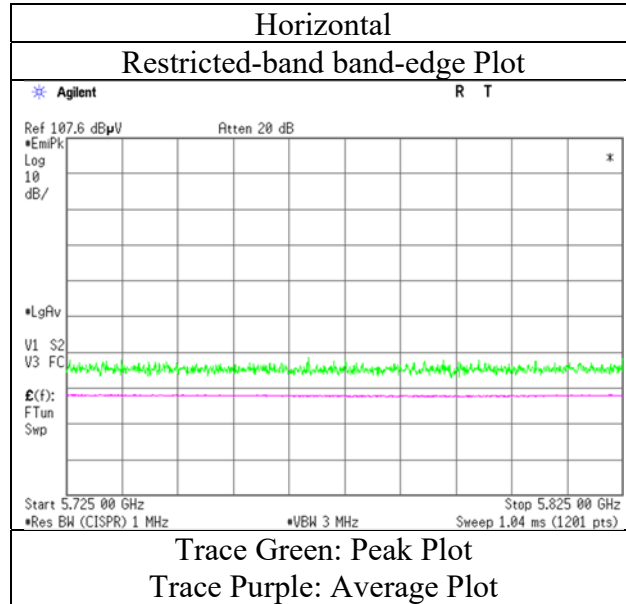
*Other frequency noises omitted in this report were not seen or had enough margin (more than 20 dB).

Distance factor: 1 GHz - 10 GHz $20\log(3.9\text{ m} / 3.0\text{ m}) = 2.28\text{ dB}$

Radiated Spurious Emission
(PIFA Antenna)

Report No. 13170804H
Test place Ise EMC Lab. No.3 Semi Anechoic Chamber
Date February 19, 2020
Temperature / Humidity 22 deg. C / 42 % RH
Engineer Yuta Moriya
(1 GHz - 10 GHz)
Mode Tx 11ax-80 5610 MHz (484-tone RU)

RU Index 66



* The measurement was conducted for a sufficiently long enough time to detect any possible spurious emissions.
Final result of restricted band edge was shown in tabular data.

UL Japan, Inc.

Ise EMC Lab.

4383-326 Asama-cho, Ise-shi, Mie-ken 516-0021 JAPAN

Telephone : +81 596 24 8999

Facsimile : +81 596 24 8124

Radiated Spurious Emission
(PIFA Antenna)

Report No. 13170804H
Test place Ise EMC Lab. No.3 Semi Anechoic Chamber
Date April 8, 2020
Temperature / Humidity 21 deg. C / 30 % RH
Engineer Junki Nagatomi
(1 GHz - 10 GHz)
Mode Tx 11ax-80 5610 MHz (996-tone RU)

RU Index 67

Polarity	Frequency [MHz]	Detector	Reading [dBuV]	Ant.Fac. [dB/m]	Loss [dB]	Gain [dB]	Duty Factor [dB]	Result [dBuV/m]	Limit [dBuV/m]	Margin [dB]	Remark
Hori.	5725.000	PK	42.0	32.0	6.2	31.8	-	48.4	68.2	19.8	
Vert.	5725.000	PK	41.0	32.0	6.2	31.8	-	47.4	68.2	20.8	

Result = Reading + Ant Factor + Loss (Cable+Attenuator+Filter+Distance factor(above 1 GHz)) - Gain(Amplifier)

*Other frequency noises omitted in this report were not seen or had enough margin (more than 20 dB).

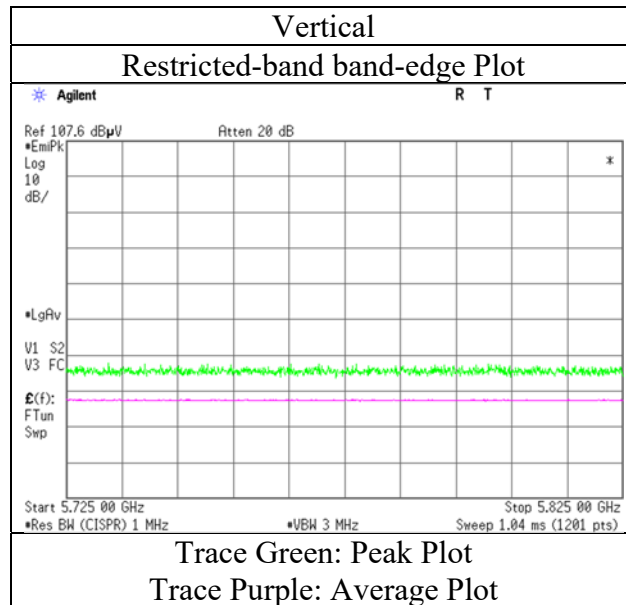
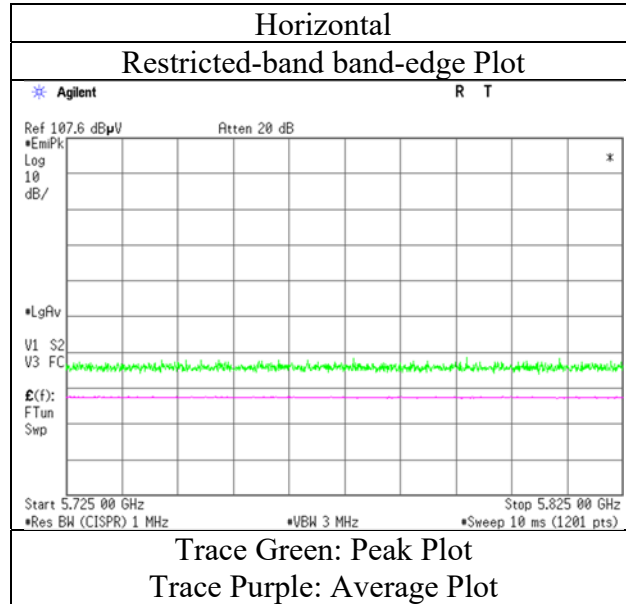
PIFA

Distance factor: 1 GHz - 10 GHz $20\log(3.9\text{ m} / 3.0\text{ m}) = 2.28\text{ dB}$

Radiated Spurious Emission
 (PIFA Antenna)

Report No. 13170804H
 Test place Ise EMC Lab. No.3 Semi Anechoic Chamber
 Date April 8, 2020
 Temperature / Humidity 21 deg. C / 30 % RH
 Engineer Junki Nagatomi
 (1 GHz - 10 GHz)
 Mode Tx 11ax-80 5610 MHz (996-tone RU)

RU Index 67



* The measurement was conducted for a sufficiently long enough time to detect any possible spurious emissions. Final result of restricted band edge was shown in tabular data.

UL Japan, Inc.

Ise EMC Lab.

4383-326 Asama-cho, Ise-shi, Mie-ken 516-0021 JAPAN

Telephone : +81 596 24 8999

Facsimile : +81 596 24 8124

Radiated Spurious Emission
(PIFA Antenna)

Report No. 13170804H
Test place Ise EMC Lab. No.3 Semi Anechoic Chamber
Date February 20, 2020
Temperature / Humidity 23 deg. C / 28 % RH
Engineer Takafumi Noguchi
(1 GHz - 10 GHz)
Mode Tx 11ax-80 5775 MHz (26-tone RU)

RU Index 0

Polarity	Frequency [MHz]	Detector	Reading [dBuV]	Ant.Fac. [dB/m]	Loss [dB]	Gain [dB]	Duty Factor [dB]	Result [dBuV/m]	Limit [dBuV/m]	Margin [dB]	Remark
Hori.	5650.000	PK	41.9	31.8	6.1	31.9	-	47.9	68.2	20.4	
Hori.	5700.000	PK	42.5	31.9	6.1	31.9	-	48.6	105.2	56.6	
Hori.	5720.000	PK	42.4	32.0	6.1	31.9	-	48.6	110.8	62.2	
Hori.	5725.000	PK	43.0	32.0	6.1	31.9	-	49.1	122.2	73.1	
Vert.	5650.000	PK	42.0	31.8	6.1	31.9	-	47.9	68.2	20.3	
Vert.	5700.000	PK	41.8	31.9	6.1	31.9	-	47.9	105.2	57.3	
Vert.	5720.000	PK	42.5	32.0	6.1	31.9	-	48.6	110.8	62.2	
Vert.	5725.000	PK	42.6	32.0	6.1	31.9	-	48.7	122.2	73.5	

Result = Reading + Ant Factor + Loss (Cable+Attenuator+Filter+Distance factor(above 1 GHz)) - Gain(Amplifier)

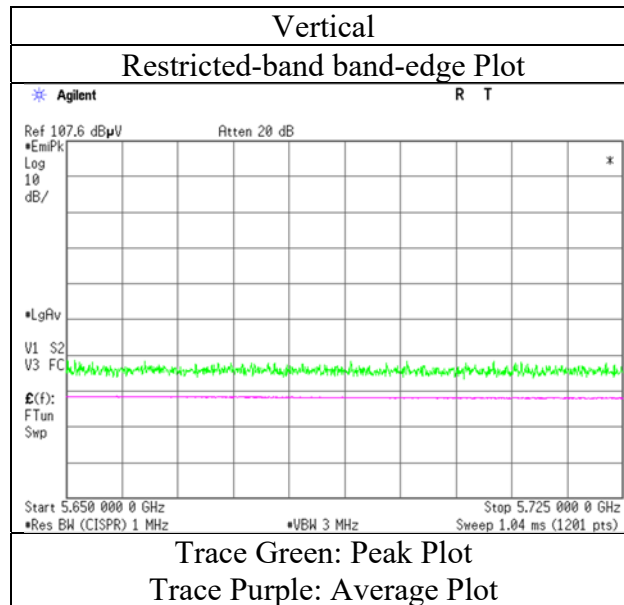
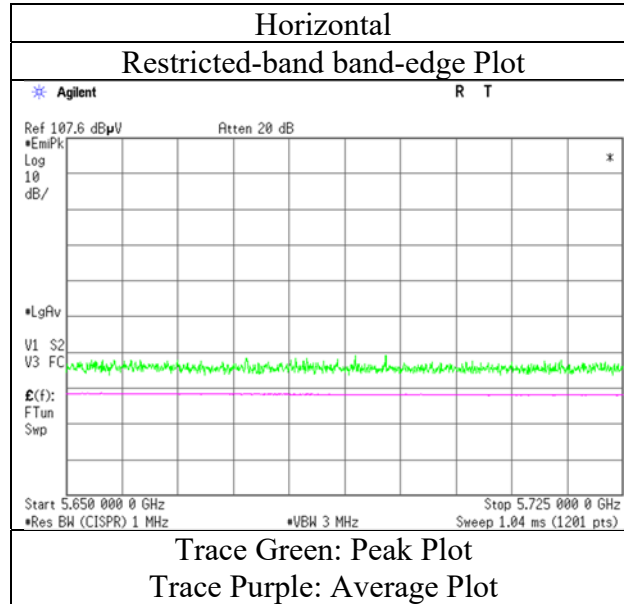
*Other frequency noises omitted in this report were not seen or had enough margin (more than 20 dB).

Distance factor: 1 GHz - 10 GHz $20\log(3.9\text{ m} / 3.0\text{ m}) = 2.28\text{ dB}$

Radiated Spurious Emission
(PIFA Antenna)

Report No. 13170804H
Test place Ise EMC Lab. No.3 Semi Anechoic Chamber
Date February 20, 2020
Temperature / Humidity 23 deg. C / 28 % RH
Engineer Takafumi Noguchi
(1 GHz - 10 GHz)
Mode Tx 11ax-80 5775 MHz (26-tone RU)

RU Index 0



* The measurement was conducted for a sufficiently long enough time to detect any possible spurious emissions.
Final result of restricted band edge was shown in tabular data.

UL Japan, Inc.

Ise EMC Lab.

4383-326 Asama-cho, Ise-shi, Mie-ken 516-0021 JAPAN

Telephone : +81 596 24 8999

Facsimile : +81 596 24 8124

Radiated Spurious Emission
(PIFA Antenna)

Report No. 13170804H
Test place Ise EMC Lab. No.3 Semi Anechoic Chamber
Date February 20, 2020
Temperature / Humidity 23 deg. C / 28 % RH
Engineer Takafumi Noguchi
(1 GHz - 10 GHz)
Mode Tx 11ax-80 5775 MHz (52-tone RU)

RU Index 37

Polarity	Frequency [MHz]	Detector	Reading [dBuV]	Ant.Fac. [dB/m]	Loss [dB]	Gain [dB]	Duty Factor [dB]	Result [dBuV/m]	Limit [dBuV/m]	Margin [dB]	Remark
Hori.	5650.000	PK	42.0	31.8	6.1	31.9	-	48.0	68.2	20.3	
Hori.	5700.000	PK	41.8	31.9	6.1	31.9	-	47.8	105.2	57.4	
Hori.	5720.000	PK	42.5	32.0	6.1	31.9	-	48.6	110.8	62.2	
Hori.	5725.000	PK	42.3	32.0	6.1	31.9	-	48.4	122.2	73.8	
Vert.	5650.000	PK	41.9	31.8	6.1	31.9	-	47.9	68.2	20.3	
Vert.	5700.000	PK	42.3	31.9	6.1	31.9	-	48.3	105.2	56.9	
Vert.	5720.000	PK	42.1	32.0	6.1	31.9	-	48.3	110.8	62.5	
Vert.	5725.000	PK	43.0	32.0	6.1	31.9	-	49.2	122.2	73.0	

Result = Reading + Ant Factor + Loss (Cable+Attenuator+Filter+Distance factor(above 1 GHz)) - Gain(Amplifier)

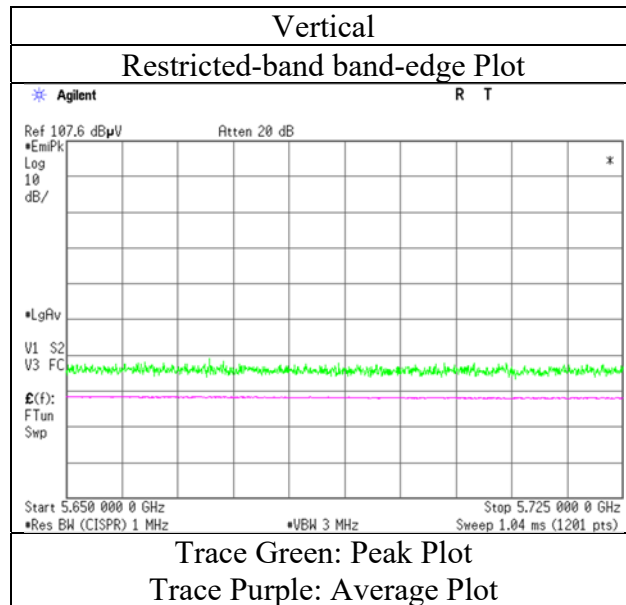
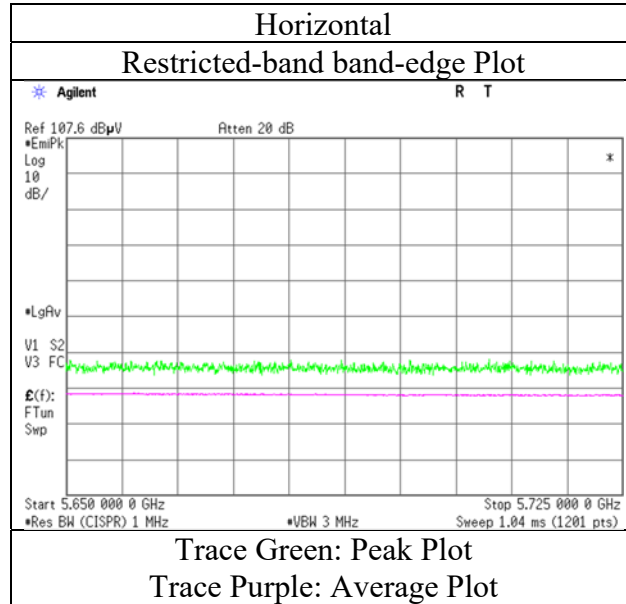
*Other frequency noises omitted in this report were not seen or had enough margin (more than 20 dB).

Distance factor: 1 GHz - 10 GHz $20\log(3.9\text{ m} / 3.0\text{ m}) = 2.28\text{ dB}$

Radiated Spurious Emission
 (PIFA Antenna)

Report No. 13170804H
 Test place Ise EMC Lab. No.3 Semi Anechoic Chamber
 Date February 20, 2020
 Temperature / Humidity 23 deg. C / 28 % RH
 Engineer Takafumi Noguchi
 (1 GHz - 10 GHz)
 Mode Tx 11ax-80 5775 MHz (52-tone RU)

RU Index 37



* The measurement was conducted for a sufficiently long enough time to detect any possible spurious emissions. Final result of restricted band edge was shown in tabular data.

UL Japan, Inc.

Ise EMC Lab.

4383-326 Asama-cho, Ise-shi, Mie-ken 516-0021 JAPAN

Telephone : +81 596 24 8999

Facsimile : +81 596 24 8124

Radiated Spurious Emission
(PIFA Antenna)

Report No. 13170804H
Test place Ise EMC Lab. No.3 Semi Anechoic Chamber
Date February 20, 2020
Temperature / Humidity 23 deg. C / 28 % RH
Engineer Takafumi Noguchi
(1 GHz - 10 GHz)
Mode Tx 11ax-80 5775 MHz (106-tone RU)

RU Index 53

Polarity	Frequency [MHz]	Detector	Reading [dBuV]	Ant.Fac. [dB/m]	Loss [dB]	Gain [dB]	Duty Factor [dB]	Result [dBuV/m]	Limit [dBuV/m]	Margin [dB]	Remark
Hori.	5650.000	PK	42.0	31.8	6.1	31.9	-	48.0	68.2	20.2	
Hori.	5700.000	PK	42.0	31.9	6.1	31.9	-	48.1	105.2	57.1	
Hori.	5720.000	PK	43.3	32.0	6.1	31.9	-	49.4	110.8	61.4	
Hori.	5725.000	PK	45.8	32.0	6.1	31.9	-	51.9	122.2	70.3	
Vert.	5650.000	PK	42.0	31.8	6.1	31.9	-	48.0	68.2	20.2	
Vert.	5700.000	PK	42.1	31.9	6.1	31.9	-	48.2	105.2	57.0	
Vert.	5720.000	PK	42.8	32.0	6.1	31.9	-	49.0	110.8	61.9	
Vert.	5725.000	PK	45.0	32.0	6.1	31.9	-	51.2	122.2	71.0	

Result = Reading + Ant Factor + Loss (Cable+Attenuator+Filter+Distance factor(above 1 GHz)) - Gain(Amplifier)

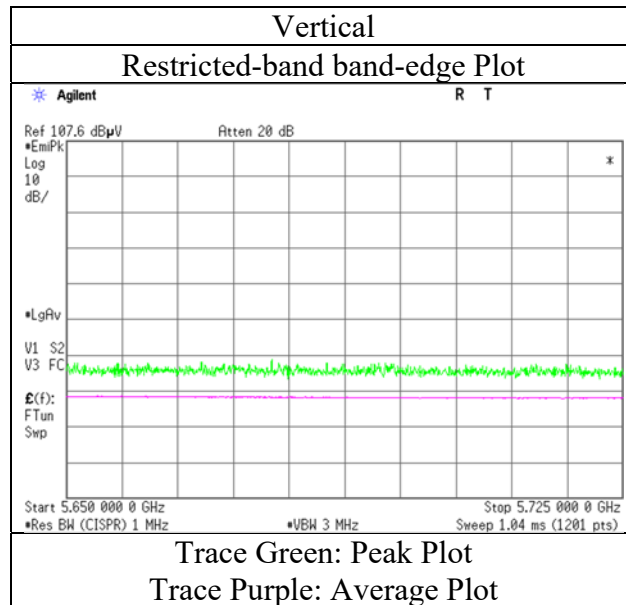
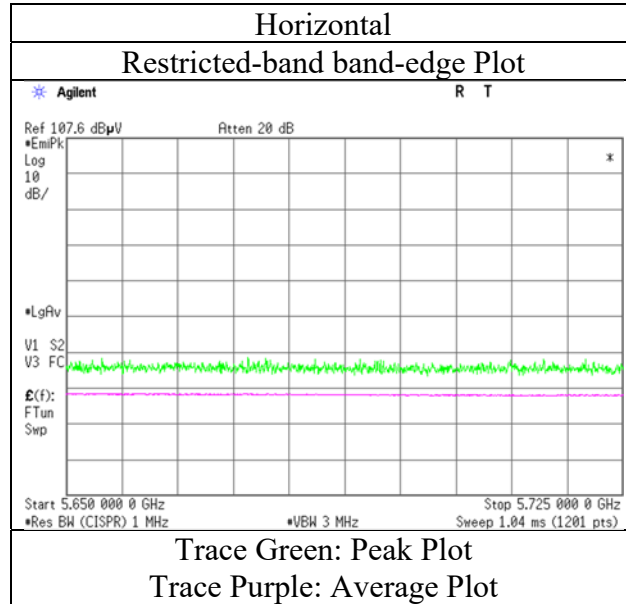
*Other frequency noises omitted in this report were not seen or had enough margin (more than 20 dB).

Distance factor: 1 GHz - 10 GHz $20\log(3.9\text{ m} / 3.0\text{ m}) = 2.28\text{ dB}$

Radiated Spurious Emission
(PIFA Antenna)

Report No. 13170804H
Test place Ise EMC Lab. No.3 Semi Anechoic Chamber
Date February 20, 2020
Temperature / Humidity 23 deg. C / 28 % RH
Engineer Takafumi Noguchi
(1 GHz - 10 GHz)
Mode Tx 11ax-80 5775 MHz (106-tone RU)

RU Index 53



* The measurement was conducted for a sufficiently long enough time to detect any possible spurious emissions. Final result of restricted band edge was shown in tabular data.

UL Japan, Inc.

Ise EMC Lab.

4383-326 Asama-cho, Ise-shi, Mie-ken 516-0021 JAPAN

Telephone : +81 596 24 8999

Facsimile : +81 596 24 8124

Radiated Spurious Emission
(PIFA Antenna)

Report No. 13170804H
Test place Ise EMC Lab. No.3 Semi Anechoic Chamber
Date February 20, 2020
Temperature / Humidity 23 deg. C / 28 % RH
Engineer Takafumi Noguchi
(1 GHz - 10 GHz)
Mode Tx 11ax-80 5775 MHz (242-tone RU)

RU Index 61

Polarity	Frequency [MHz]	Detector	Reading [dBuV]	Ant.Fac. [dB/m]	Loss [dB]	Gain [dB]	Duty Factor [dB]	Result [dBuV/m]	Limit [dBuV/m]	Margin [dB]	Remark
Hori.	5650.000	PK	42.0	31.8	6.1	31.9	-	48.0	68.2	20.2	
Hori.	5700.000	PK	42.3	31.9	6.1	31.9	-	48.4	105.2	56.8	
Hori.	5720.000	PK	47.6	32.0	6.1	31.9	-	53.7	110.8	57.1	
Hori.	5725.000	PK	49.6	32.0	6.1	31.9	-	55.8	122.2	66.5	
Vert.	5650.000	PK	42.0	31.8	6.1	31.9	-	48.0	68.2	20.2	
Vert.	5700.000	PK	43.2	31.9	6.1	31.9	-	49.3	105.2	55.9	
Vert.	5720.000	PK	49.0	32.0	6.1	31.9	-	55.1	110.8	55.7	
Vert.	5725.000	PK	51.4	32.0	6.1	31.9	-	57.6	122.2	64.6	

Result = Reading + Ant Factor + Loss (Cable+Attenuator+Filter+Distance factor(above 1 GHz)) - Gain(Amplifier)

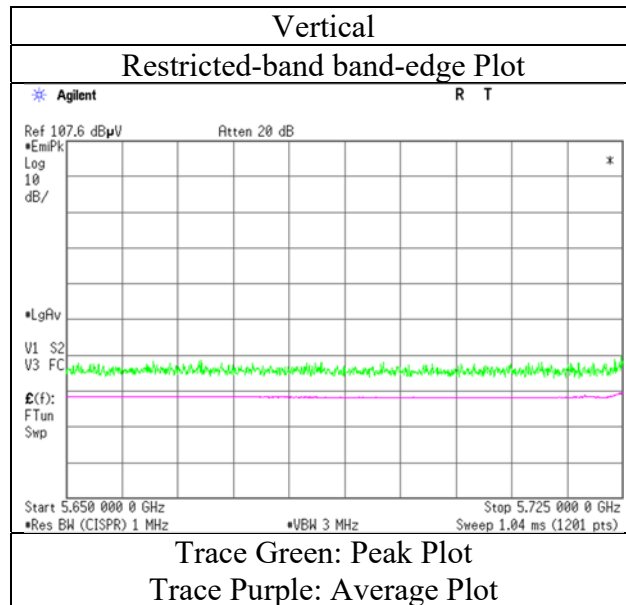
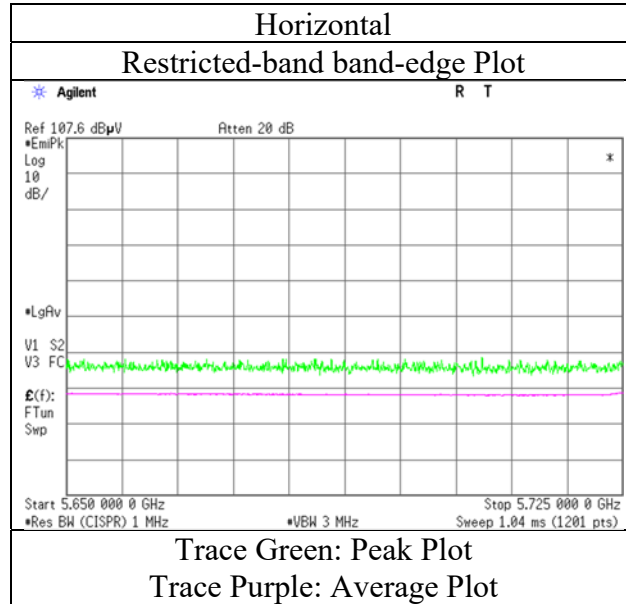
*Other frequency noises omitted in this report were not seen or had enough margin (more than 20 dB).

Distance factor: 1 GHz - 10 GHz $20\log(3.9\text{ m} / 3.0\text{ m}) = 2.28\text{ dB}$

Radiated Spurious Emission
(PIFA Antenna)

Report No. 13170804H
Test place Ise EMC Lab. No.3 Semi Anechoic Chamber
Date February 20, 2020
Temperature / Humidity 23 deg. C / 28 % RH
Engineer Takafumi Noguchi
(1 GHz - 10 GHz)
Mode Tx 11ax-80 5775 MHz (242-tone RU)

RU Index 61



* The measurement was conducted for a sufficiently long enough time to detect any possible spurious emissions.
Final result of restricted band edge was shown in tabular data.

UL Japan, Inc.

Ise EMC Lab.

4383-326 Asama-cho, Ise-shi, Mie-ken 516-0021 JAPAN

Telephone : +81 596 24 8999

Facsimile : +81 596 24 8124

Radiated Spurious Emission
(PIFA Antenna)

Report No. 13170804H
Test place Ise EMC Lab. No.3 Semi Anechoic Chamber
Date February 20, 2020
Temperature / Humidity 23 deg. C / 28 % RH
Engineer Takafumi Noguchi
(1 GHz - 10 GHz)
Mode Tx 11ax-80 5775 MHz (484-tone RU)

RU Index 65

Polarity	Frequency [MHz]	Detector	Reading [dBuV]	Ant.Fac. [dB/m]	Loss [dB]	Gain [dB]	Duty Factor [dB]	Result [dBuV/m]	Limit [dBuV/m]	Margin [dB]	Remark
Hori.	5650.000	PK	42.3	31.8	6.1	31.9	-	48.2	68.2	20.0	
Hori.	5700.000	PK	45.7	31.9	6.1	31.9	-	51.8	105.2	53.4	
Hori.	5720.000	PK	52.2	32.0	6.1	31.9	-	58.4	110.8	52.4	
Hori.	5725.000	PK	55.6	32.0	6.1	31.9	-	61.8	122.2	60.4	
Vert.	5650.000	PK	43.0	31.8	6.1	31.9	-	49.0	68.2	19.2	
Vert.	5700.000	PK	45.7	31.9	6.1	31.9	-	51.8	105.2	53.4	
Vert.	5720.000	PK	54.0	32.0	6.1	31.9	-	60.1	110.8	50.7	
Vert.	5725.000	PK	56.8	32.0	6.1	31.9	-	63.0	122.2	59.2	

Result = Reading + Ant Factor + Loss (Cable+Attenuator+Filter+Distance factor(above 1 GHz)) - Gain(Amplifier)

*Other frequency noises omitted in this report were not seen or had enough margin (more than 20 dB).

Distance factor: 1 GHz - 10 GHz $20\log(3.9\text{ m} / 3.0\text{ m}) = 2.28\text{ dB}$

UL Japan, Inc.

Ise EMC Lab.

4383-326 Asama-cho, Ise-shi, Mie-ken 516-0021 JAPAN

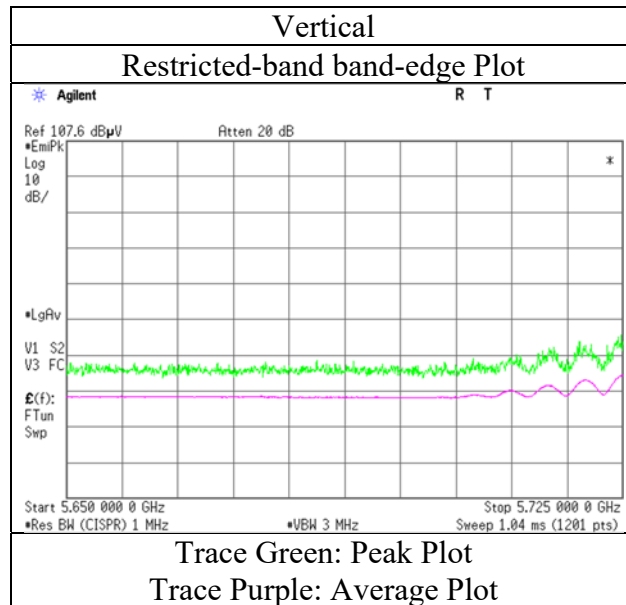
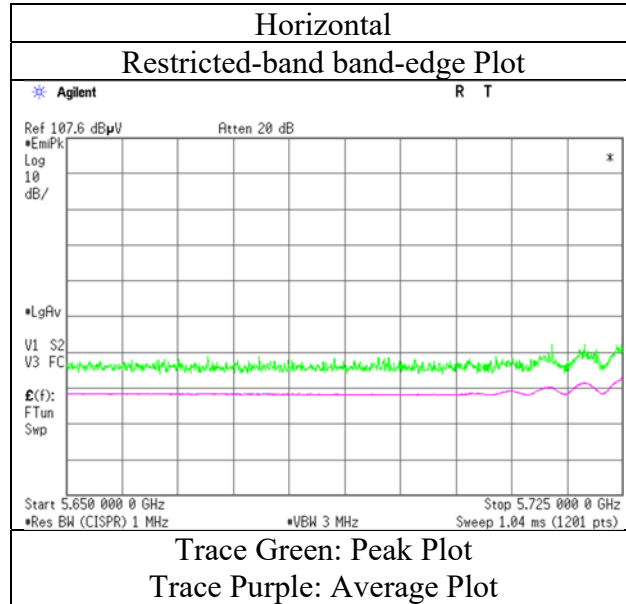
Telephone : +81 596 24 8999

Facsimile : +81 596 24 8124

Radiated Spurious Emission
(PIFA Antenna)

Report No. 13170804H
Test place Ise EMC Lab. No.3 Semi Anechoic Chamber
Date February 20, 2020
Temperature / Humidity 23 deg. C / 28 % RH
Engineer Takafumi Noguchi
(1 GHz - 10 GHz)
Mode Tx 11ax-80 5775 MHz (484-tone RU)

RU Index 65



* The measurement was conducted for a sufficiently long enough time to detect any possible spurious emissions.
Final result of restricted band edge was shown in tabular data.

Radiated Spurious Emission
(PIFA Antenna)

Report No. 13170804H
Test place Ise EMC Lab. No.3 Semi Anechoic Chamber
Date February 20, 2020
Temperature / Humidity 23 deg. C / 28 % RH
Engineer Takafumi Noguchi
(1 GHz - 10 GHz)
Mode Tx 11ax-80 5775 MHz (26-tone RU)

RU Index 36

Polarity	Frequency [MHz]	Detector	Reading [dBuV]	Ant.Fac. [dB/m]	Loss [dB]	Gain [dB]	Duty Factor [dB]	Result [dBuV/m]	Limit [dBuV/m]	Margin [dB]	Remark
Hori.	5850.000	PK	42.1	32.2	6.1	31.9	-	48.6	122.2	73.6	
Hori.	5855.000	PK	42.0	32.2	6.1	31.9	-	48.5	110.8	62.3	
Hori.	5875.000	PK	41.7	32.3	6.2	31.9	-	48.1	105.2	57.1	
Hori.	5925.000	PK	42.1	32.3	6.2	31.9	-	48.6	68.2	19.6	
Vert.	5850.000	PK	42.1	32.2	6.1	31.9	-	48.6	122.2	73.6	
Vert.	5855.000	PK	41.7	32.2	6.1	31.9	-	48.2	110.8	62.6	
Vert.	5875.000	PK	41.8	32.3	6.2	31.9	-	48.2	105.2	57.0	
Vert.	5925.000	PK	41.7	32.3	6.2	31.9	-	48.2	68.2	20.0	

Result = Reading + Ant Factor + Loss (Cable+Attenuator+Filter+Distance factor(above 1 GHz)) - Gain(Amplifier)

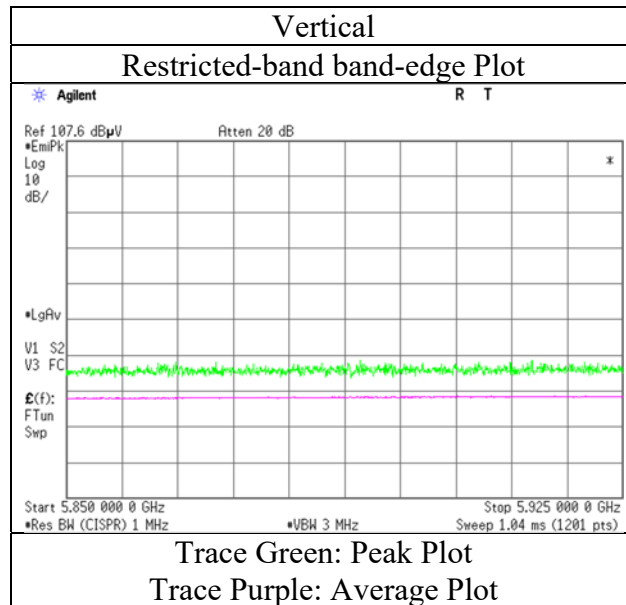
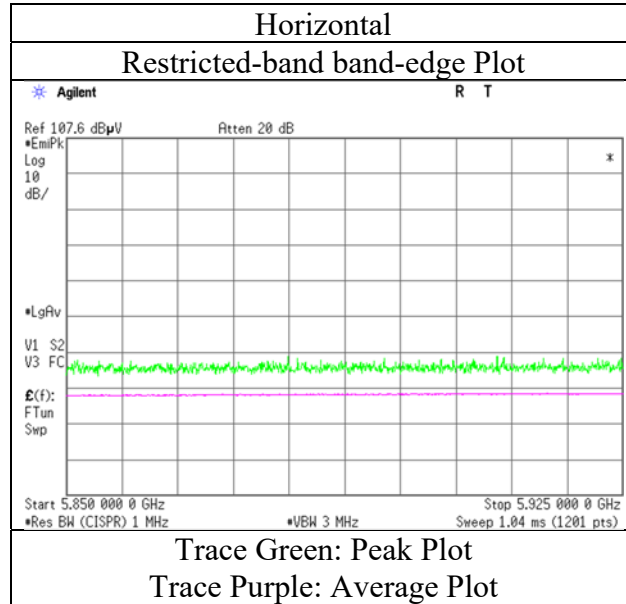
*Other frequency noises omitted in this report were not seen or had enough margin (more than 20 dB).

Distance factor: 1 GHz - 10 GHz $20\log(3.9\text{ m} / 3.0\text{ m}) = 2.28\text{ dB}$

Radiated Spurious Emission
(PIFA Antenna)

Report No. 13170804H
Test place Ise EMC Lab. No.3 Semi Anechoic Chamber
Date February 20, 2020
Temperature / Humidity 23 deg. C / 28 % RH
Engineer Takafumi Noguchi
(1 GHz - 10 GHz)
Mode Tx 11ax-80 5775 MHz (26-tone RU)

RU Index 36



* The measurement was conducted for a sufficiently long enough time to detect any possible spurious emissions. Final result of restricted band edge was shown in tabular data.

UL Japan, Inc.

Ise EMC Lab.

4383-326 Asama-cho, Ise-shi, Mie-ken 516-0021 JAPAN

Telephone : +81 596 24 8999

Facsimile : +81 596 24 8124

Radiated Spurious Emission
(PIFA Antenna)

Report No. 13170804H
Test place Ise EMC Lab. No.3 Semi Anechoic Chamber
Date February 20, 2020
Temperature / Humidity 23 deg. C / 28 % RH
Engineer Takafumi Noguchi
(1 GHz - 10 GHz)
Mode Tx 11ax-80 5775 MHz (52-tone RU)

RU Index 52

Polarity	Frequency [MHz]	Detector	Reading [dBuV]	Ant.Fac. [dB/m]	Loss [dB]	Gain [dB]	Duty Factor [dB]	Result [dBuV/m]	Limit [dBuV/m]	Margin [dB]	Remark
Hori.	5850.000	PK	42.2	32.2	6.1	31.9	-	48.7	122.2	73.5	
Hori.	5855.000	PK	42.2	32.2	6.1	31.9	-	48.7	110.8	62.1	
Hori.	5875.000	PK	42.1	32.3	6.2	31.9	-	48.6	105.2	56.7	
Hori.	5925.000	PK	42.2	32.3	6.2	31.9	-	48.7	68.2	19.5	
Vert.	5850.000	PK	42.2	32.2	6.1	31.9	-	48.7	122.2	73.5	
Vert.	5855.000	PK	42.0	32.2	6.1	31.9	-	48.5	110.8	62.3	
Vert.	5875.000	PK	42.1	32.3	6.2	31.9	-	48.6	105.2	56.6	
Vert.	5925.000	PK	42.1	32.3	6.2	31.9	-	48.6	68.2	19.6	

Result = Reading + Ant Factor + Loss (Cable+Attenuator+Filter+Distance factor(above 1 GHz)) - Gain(Amplifier)

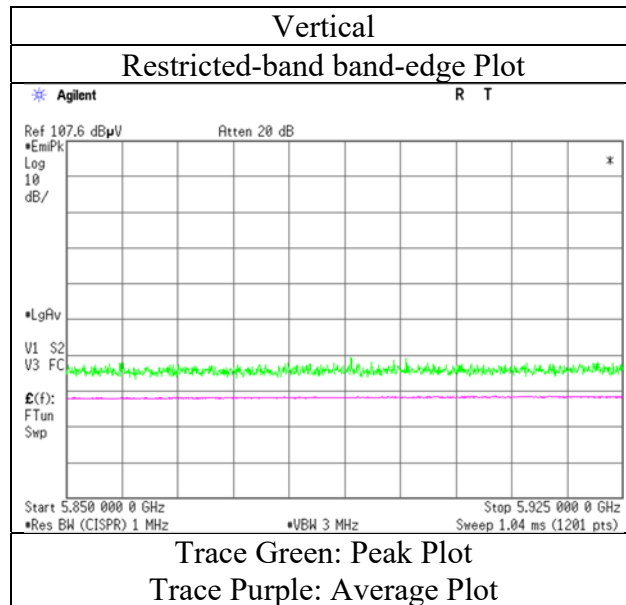
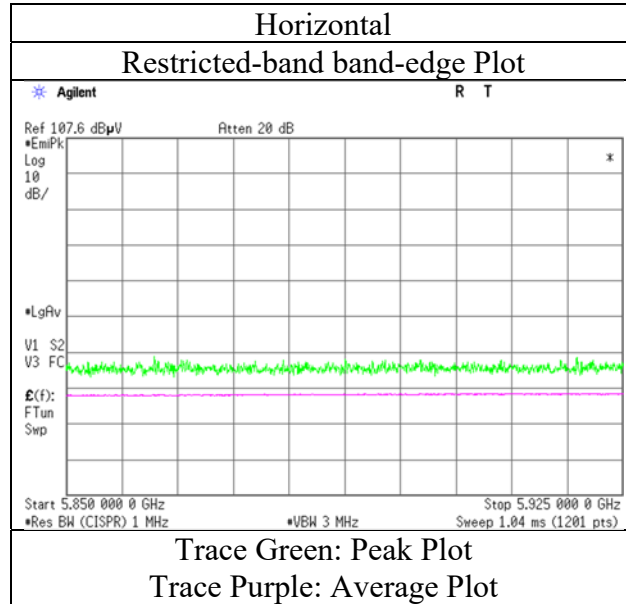
*Other frequency noises omitted in this report were not seen or had enough margin (more than 20 dB).

Distance factor: 1 GHz - 10 GHz $20\log(3.9\text{ m} / 3.0\text{ m}) = 2.28\text{ dB}$

Radiated Spurious Emission
(PIFA Antenna)

Report No. 13170804H
Test place Ise EMC Lab. No.3 Semi Anechoic Chamber
Date February 20, 2020
Temperature / Humidity 23 deg. C / 28 % RH
Engineer Takafumi Noguchi
(1 GHz - 10 GHz)
Mode Tx 11ax-80 5775 MHz (52-tone RU)

RU Index 52



* The measurement was conducted for a sufficiently long enough time to detect any possible spurious emissions. Final result of restricted band edge was shown in tabular data.

UL Japan, Inc.

Ise EMC Lab.

4383-326 Asama-cho, Ise-shi, Mie-ken 516-0021 JAPAN

Telephone : +81 596 24 8999

Facsimile : +81 596 24 8124

Radiated Spurious Emission
(PIFA Antenna)

Report No. 13170804H
Test place Ise EMC Lab. No.3 Semi Anechoic Chamber
Date February 20, 2020
Temperature / Humidity 23 deg. C / 28 % RH
Engineer Takafumi Noguchi
(1 GHz - 10 GHz)
Mode Tx 11ax-80 5775 MHz (106-tone RU)

RU Index 60

Polarity	Frequency [MHz]	Detector	Reading [dBuV]	Ant.Fac. [dB/m]	Loss [dB]	Gain [dB]	Duty Factor [dB]	Result [dBuV/m]	Limit [dBuV/m]	Margin [dB]	Remark
Hori.	5850.000	PK	42.2	32.2	6.1	31.9	-	48.7	122.2	73.5	
Hori.	5855.000	PK	42.1	32.2	6.1	31.9	-	48.6	110.8	62.2	
Hori.	5875.000	PK	41.8	32.3	6.2	31.9	-	48.3	105.2	56.9	
Hori.	5925.000	PK	42.1	32.3	6.2	31.9	-	48.6	68.2	19.6	
Vert.	5850.000	PK	42.5	32.2	6.1	31.9	-	48.9	122.2	73.3	
Vert.	5855.000	PK	42.2	32.2	6.1	31.9	-	48.6	110.8	62.2	
Vert.	5875.000	PK	42.3	32.3	6.2	31.9	-	48.8	105.2	56.4	
Vert.	5925.000	PK	42.0	32.3	6.2	31.9	-	48.5	68.2	19.7	

Result = Reading + Ant Factor + Loss (Cable+Attenuator+Filter+Distance factor(above 1 GHz)) - Gain(Amplifier)

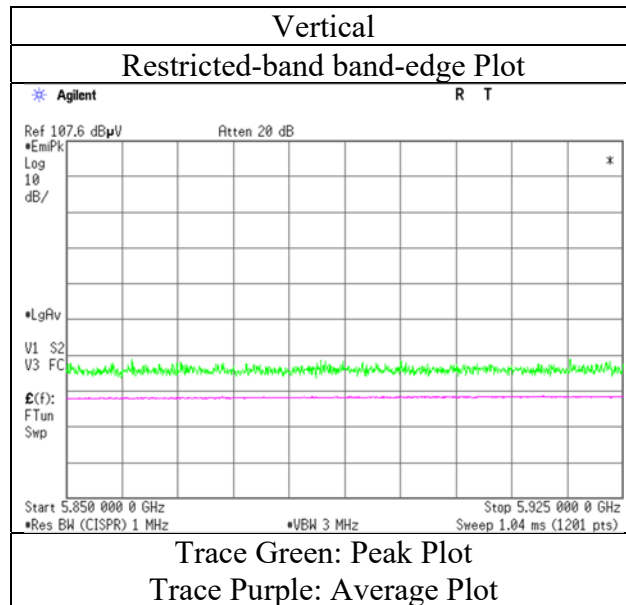
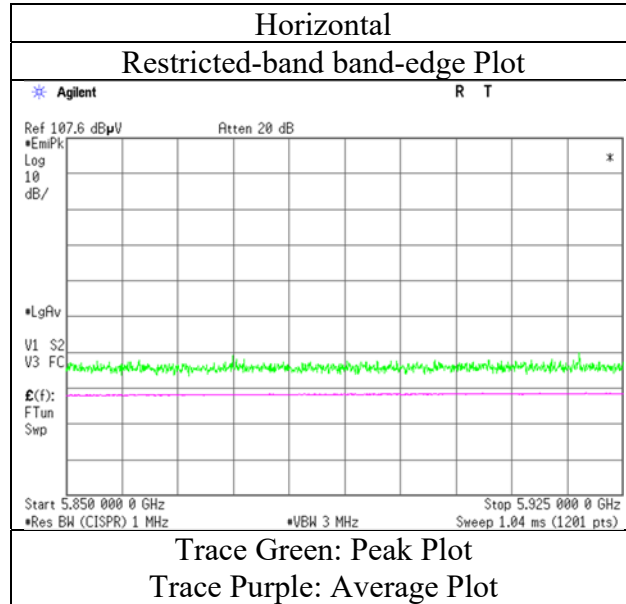
*Other frequency noises omitted in this report were not seen or had enough margin (more than 20 dB).

Distance factor: 1 GHz - 10 GHz $20\log(3.9\text{ m} / 3.0\text{ m}) = 2.28\text{ dB}$

Radiated Spurious Emission
(PIFA Antenna)

Report No. 13170804H
Test place Ise EMC Lab. No.3 Semi Anechoic Chamber
Date February 20, 2020
Temperature / Humidity 23 deg. C / 28 % RH
Engineer Takafumi Noguchi
(1 GHz - 10 GHz)
Mode Tx 11ax-80 5775 MHz (106-tone RU)

RU Index 60



* The measurement was conducted for a sufficiently long enough time to detect any possible spurious emissions.
Final result of restricted band edge was shown in tabular data.

Radiated Spurious Emission
(PIFA Antenna)

Report No. 13170804H
Test place Ise EMC Lab. No.3 Semi Anechoic Chamber
Date February 20, 2020
Temperature / Humidity 23 deg. C / 28 % RH
Engineer Takafumi Noguchi
(1 GHz - 10 GHz)
Mode Tx 11ax-80 5775 MHz (242-tone RU)

RU Index 64

Polarity	Frequency [MHz]	Detector	Reading [dBuV]	Ant.Fac. [dB/m]	Loss [dB]	Gain [dB]	Duty Factor [dB]	Result [dBuV/m]	Limit [dBuV/m]	Margin [dB]	Remark
Hori.	5850.000	PK	42.1	32.2	6.1	31.9	-	48.6	122.2	73.7	
Hori.	5855.000	PK	42.0	32.2	6.1	31.9	-	48.5	110.8	62.3	
Hori.	5875.000	PK	42.0	32.3	6.2	31.9	-	48.5	105.2	56.7	
Hori.	5925.000	PK	42.0	32.3	6.2	31.9	-	48.5	68.2	19.7	
Vert.	5850.000	PK	42.9	32.2	6.1	31.9	-	49.4	122.2	72.8	
Vert.	5855.000	PK	42.4	32.2	6.1	31.9	-	48.9	110.8	61.9	
Vert.	5875.000	PK	42.0	32.3	6.2	31.9	-	48.4	105.2	56.8	
Vert.	5925.000	PK	42.2	32.3	6.2	31.9	-	48.7	68.2	19.5	

Result = Reading + Ant Factor + Loss (Cable+Attenuator+Filter+Distance factor(above 1 GHz)) - Gain(Amplifier)

*Other frequency noises omitted in this report were not seen or had enough margin (more than 20 dB).

Distance factor: 1 GHz - 10 GHz $20\log(3.9\text{ m} / 3.0\text{ m}) = 2.28\text{ dB}$

UL Japan, Inc.

Ise EMC Lab.

4383-326 Asama-cho, Ise-shi, Mie-ken 516-0021 JAPAN

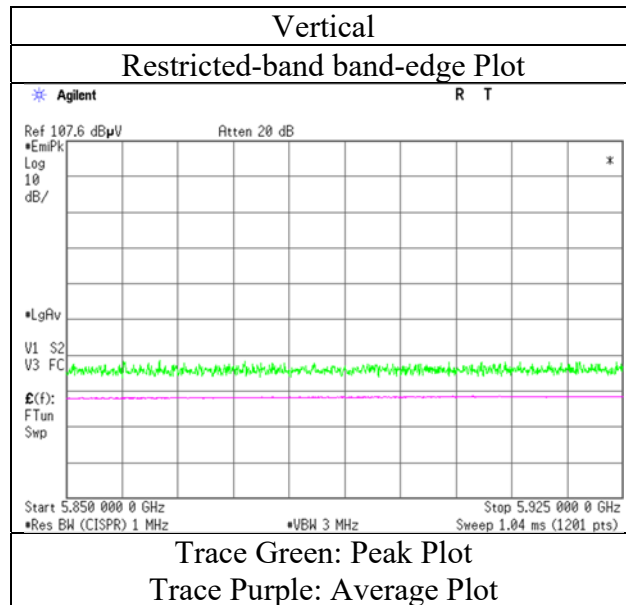
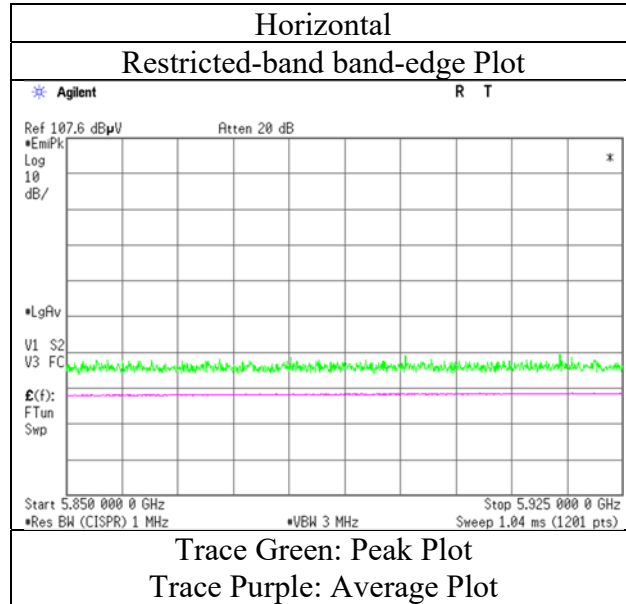
Telephone : +81 596 24 8999

Facsimile : +81 596 24 8124

Radiated Spurious Emission
(PIFA Antenna)

Report No. 13170804H
Test place Ise EMC Lab. No.3 Semi Anechoic Chamber
Date February 20, 2020
Temperature / Humidity 23 deg. C / 28 % RH
Engineer Takafumi Noguchi
(1 GHz - 10 GHz)
Mode Tx 11ax-80 5775 MHz (242-tone RU)

RU Index 64



* The measurement was conducted for a sufficiently long enough time to detect any possible spurious emissions. Final result of restricted band edge was shown in tabular data.

Radiated Spurious Emission
(PIFA Antenna)

Report No. 13170804H
Test place Ise EMC Lab. No.3 Semi Anechoic Chamber
Date February 20, 2020
Temperature / Humidity 23 deg. C / 28 % RH
Engineer Takafumi Noguchi
(1 GHz - 10 GHz)
Mode Tx 11ax-80 5775 MHz (484-tone RU)

RU Index 66

Polarity	Frequency [MHz]	Detector	Reading [dBuV]	Ant.Fac. [dB/m]	Loss [dB]	Gain [dB]	Duty Factor [dB]	Result [dBuV/m]	Limit [dBuV/m]	Margin [dB]	Remark
Hori.	5850.000	PK	44.0	32.2	6.1	31.9	-	50.5	122.2	71.7	
Hori.	5855.000	PK	43.1	32.2	6.1	31.9	-	49.5	110.8	61.3	
Hori.	5875.000	PK	42.4	32.3	6.2	31.9	-	48.9	105.2	56.3	
Hori.	5925.000	PK	42.3	32.3	6.2	31.9	-	48.8	68.2	19.4	
Vert.	5850.000	PK	43.7	32.2	6.1	31.9	-	50.2	122.2	72.1	
Vert.	5855.000	PK	43.4	32.2	6.1	31.9	-	49.8	110.8	61.0	
Vert.	5875.000	PK	42.2	32.3	6.2	31.9	-	48.7	105.2	56.6	
Vert.	5925.000	PK	42.2	32.3	6.2	31.9	-	48.7	68.2	19.5	

Result = Reading + Ant Factor + Loss (Cable+Attenuator+Filter+Distance factor(above 1 GHz)) - Gain(Amplifier)

*Other frequency noises omitted in this report were not seen or had enough margin (more than 20 dB).

Distance factor: 1 GHz - 10 GHz $20\log(3.9\text{ m} / 3.0\text{ m}) = 2.28\text{ dB}$

UL Japan, Inc.

Ise EMC Lab.

4383-326 Asama-cho, Ise-shi, Mie-ken 516-0021 JAPAN

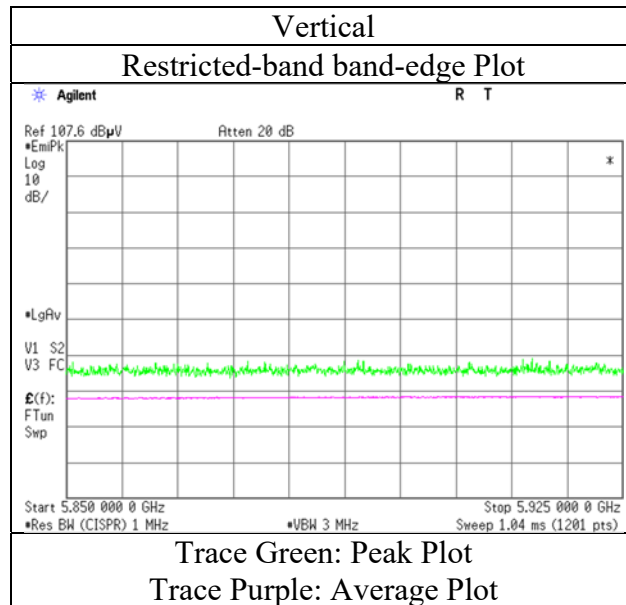
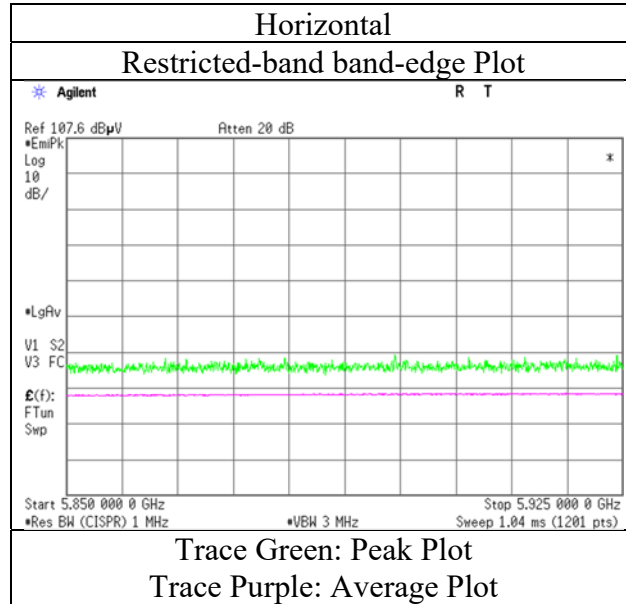
Telephone : +81 596 24 8999

Facsimile : +81 596 24 8124

Radiated Spurious Emission
(PIFA Antenna)

Report No. 13170804H
Test place Ise EMC Lab. No.3 Semi Anechoic Chamber
Date February 20, 2020
Temperature / Humidity 23 deg. C / 28 % RH
Engineer Takafumi Noguchi
(1 GHz - 10 GHz)
Mode Tx 11ax-80 5775 MHz (484-tone RU)

RU Index 66



* The measurement was conducted for a sufficiently long enough time to detect any possible spurious emissions.
Final result of restricted band edge was shown in tabular data.

UL Japan, Inc.

Ise EMC Lab.

4383-326 Asama-cho, Ise-shi, Mie-ken 516-0021 JAPAN

Telephone : +81 596 24 8999

Facsimile : +81 596 24 8124

Radiated Spurious Emission
(PIFA Antenna)

Report No. 13170804H
Test place Ise EMC Lab. No.3 Semi Anechoic Chamber
Date April 8, 2020
Temperature / Humidity 21 deg. C / 30 % RH
Engineer Junki Nagatomi
(1 GHz - 10 GHz)
Mode Tx 11ax-80 5775 MHz (996-tone RU)

RU Index 67

Polarity	Frequency [MHz]	Detector	Reading [dBuV]	Ant.Fac. [dB/m]	Loss [dB]	Gain [dB]	Duty Factor [dB]	Result [dBuV/m]	Limit [dBuV/m]	Margin [dB]	Remark
Hori.	5650.000	PK	41.2	31.8	6.2	31.8	-	47.3	68.2	20.9	
Hori.	5700.000	PK	53.8	31.9	6.2	31.8	-	60.0	105.2	45.2	
Hori.	5720.000	PK	57.4	32.0	6.2	31.8	-	63.8	110.8	47.0	
Hori.	5725.000	PK	59.3	32.0	6.2	31.8	-	65.7	122.2	56.5	
Hori.	5850.000	PK	44.0	32.2	6.2	31.8	-	50.6	122.2	71.6	
Hori.	5855.000	PK	43.2	32.2	6.2	31.8	-	49.8	110.8	61.0	
Hori.	5875.000	PK	42.0	32.3	6.3	31.8	-	48.7	105.2	56.5	
Hori.	5925.000	PK	40.9	32.3	6.3	31.9	-	47.6	68.2	20.6	
Vert.	5650.000	PK	41.8	31.8	6.2	31.8	-	48.0	68.2	20.2	
Vert.	5700.000	PK	55.9	31.9	6.2	31.8	-	62.1	105.2	43.1	
Vert.	5720.000	PK	58.4	32.0	6.2	31.8	-	64.8	110.8	46.0	
Vert.	5725.000	PK	59.8	32.0	6.2	31.8	-	66.2	122.2	56.0	
Vert.	5850.000	PK	49.8	32.2	6.2	31.8	-	56.5	122.2	65.8	
Vert.	5855.000	PK	48.0	32.2	6.2	31.8	-	54.6	110.8	56.2	
Vert.	5875.000	PK	45.3	32.3	6.3	31.8	-	51.9	105.2	53.3	
Vert.	5925.000	PK	41.1	32.3	6.3	31.9	-	47.8	68.2	20.4	

Result = Reading + Ant Factor + Loss (Cable+Attenuator+Filter+Distance factor(above 1 GHz)) - Gain(Amplifier)

*Other frequency noises omitted in this report were not seen or had enough margin (more than 20 dB).

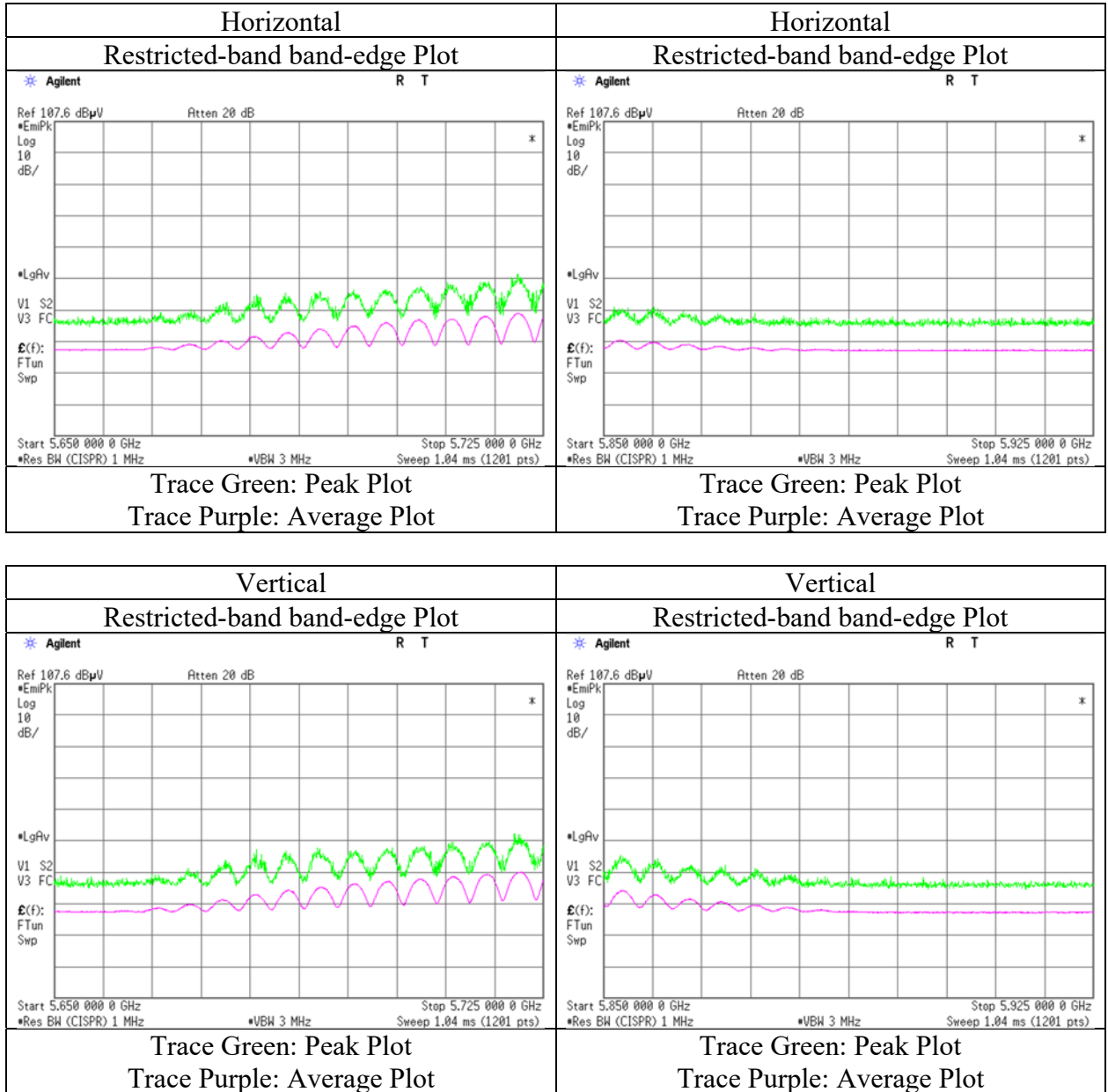
Distance factor:

1 GHz - 10 GHz 20log (3.9 m / 3.0 m) = 2.28 dB

Radiated Spurious Emission
(PIFA Antenna)

Report No. 13170804H
Test place Ise EMC Lab. No.3 Semi Anechoic Chamber
Date April 8, 2020
Temperature / Humidity 21 deg. C / 30 % RH
Engineer Junki Nagatomi
(1 GHz - 10 GHz)
Mode Tx 11ax-80 5775 MHz (996-tone RU)

RU Index 67



* The measurement was conducted for a sufficiently long enough time to detect any possible spurious emissions.
Final result of restricted band edge was shown in tabular data.

Radiated Spurious Emission
(PIFA Antenna)

Report No. 13170804H
Test place Ise EMC Lab. No.2 Semi Anechoic Chamber
Date January 21, 2020 January 22, 2020
Temperature / Humidity 23 deg. C / 30 % RH 21 deg. C / 41 % RH
Engineer Koji Yamamoto Takumi Shimada
(1 GHz - 40 GHz) (Below 1GHz)
Mode Tx 11ax-80 5290 MHz (OFDM) + BT1 3DH5 Hopping

Polarity	Frequency [MHz]	Detector	Reading [dBuV]	Ant.Fac. [dB/m]	Loss [dB]	Gain [dB]	Duty Factor [dB]	Result [dBuV/m]	Limit [dBuV/m]	Margin [dB]	Remark
Hori.	33.220	QP	28.8	17.4	7.1	30.5	-	22.8	40.0	17.2	
Hori.	54.275	QP	25.2	9.8	7.4	30.4	-	12.0	40.0	28.0	
Hori.	93.018	QP	25.5	9.1	7.9	30.2	-	12.3	43.5	31.2	
Hori.	352.037	QP	24.6	15.0	10.2	29.5	-	20.4	46.0	25.6	
Hori.	494.477	QP	24.0	17.5	11.0	30.0	-	22.4	46.0	23.6	
Hori.	978.888	QP	22.1	22.2	13.3	27.8	-	29.8	54.0	24.2	
Hori.	5350.000	PK	49.1	31.5	5.8	34.3	-	52.2	73.9	21.7	
Hori.	5354.560	PK	47.8	31.5	5.8	34.3	-	50.9	73.9	23.0	
Hori.	10580.000	PK	41.8	40.1	-2.1	34.5	-	45.2	68.2	23.0	Floor noise
Hori.	15870.000	PK	44.8	37.4	-0.4	34.2	-	47.6	73.9	26.4	Floor noise
Hori.	5350.000	AV	38.6	31.5	5.8	34.3	0.8	42.4	53.9	11.5	*1)
Hori.	5354.560	AV	38.3	31.5	5.8	34.3	0.8	42.1	53.9	11.8	*1)
Hori.	15870.000	AV	36.5	37.4	-0.4	34.2	-	39.3	53.9	14.7	Floor noise
Vert.	33.220	QP	32.8	17.4	7.1	30.5	-	26.8	40.0	13.2	
Vert.	54.275	QP	34.9	9.8	7.4	30.4	-	21.7	40.0	18.3	
Vert.	93.018	QP	26.6	9.1	7.9	30.2	-	13.4	43.5	30.1	
Vert.	352.037	QP	25.0	15.0	10.2	29.5	-	20.8	46.0	25.2	
Vert.	494.477	QP	24.1	17.5	11.0	30.0	-	22.5	46.0	23.5	
Vert.	978.888	QP	22.1	22.2	13.3	27.8	-	29.8	54.0	24.2	
Vert.	5350.000	PK	51.5	31.5	5.8	34.3	-	54.6	73.9	19.3	
Vert.	5354.560	PK	51.5	31.5	5.8	34.3	-	54.6	73.9	19.3	
Vert.	10580.000	PK	43.4	40.1	-2.1	34.5	-	46.9	68.2	21.3	Floor noise
Vert.	15870.000	PK	44.4	37.4	-0.4	34.2	-	47.2	73.9	26.7	Floor noise
Vert.	5350.000	AV	41.3	31.5	5.8	34.3	0.8	45.1	53.9	8.8	*1)
Vert.	5354.560	AV	42.8	31.5	5.8	34.3	0.8	46.6	53.9	7.3	*1)
Vert.	15870.000	AV	36.2	37.4	-0.4	34.2	-	39.0	53.9	14.9	Floor noise

Result = Reading + Ant Factor + Loss (Cable+Attenuator+Filter+Distance factor(above 1 GHz)) - Gain(Amplifier) + Duty factor

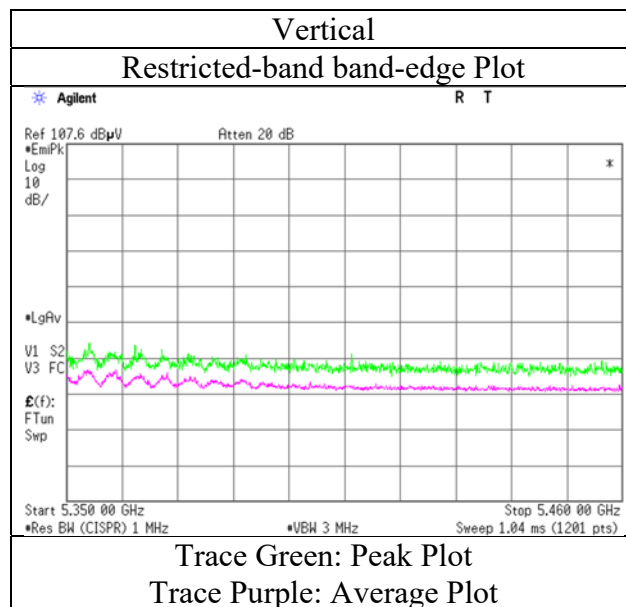
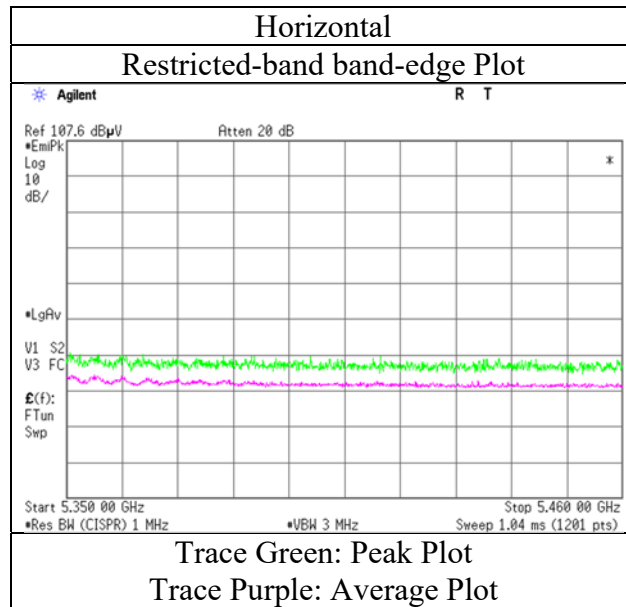
*Other frequency noises omitted in this report were not seen or had enough margin (more than 20 dB).

Distance factor: 1 GHz - 10 GHz $20\log(3.65\text{ m} / 3.0\text{ m}) = 1.71\text{ dB}$
10 GHz - 26.5 GHz $20\log(1.0\text{ m} / 3.0\text{ m}) = -9.5\text{ dB}$

*1) Not Out of Band emission(Leakage Power)

Radiated Spurious Emission
(PIFA Antenna)

Report No. 13170804H
Test place Ise EMC Lab. No.2 Semi Anechoic Chamber
Date January 21, 2020
Temperature / Humidity 23 deg. C / 30 % RH
Engineer Koji Yamamoto
Mode Tx 11ax-80 5290 MHz (OFDM) + BT1 3DH5 Hopping



* The measurement was conducted for a sufficiently long enough time to detect any possible spurious emissions. Final result of restricted band edge was shown in tabular data.

UL Japan, Inc.

Ise EMC Lab.

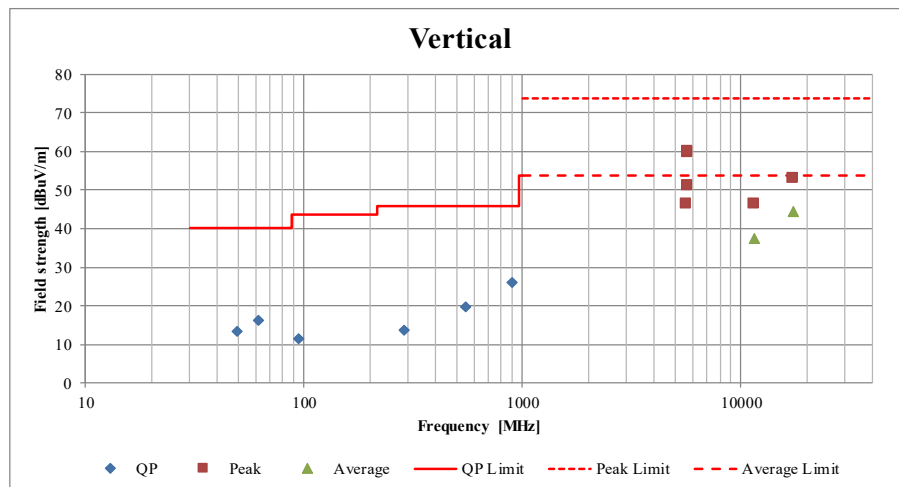
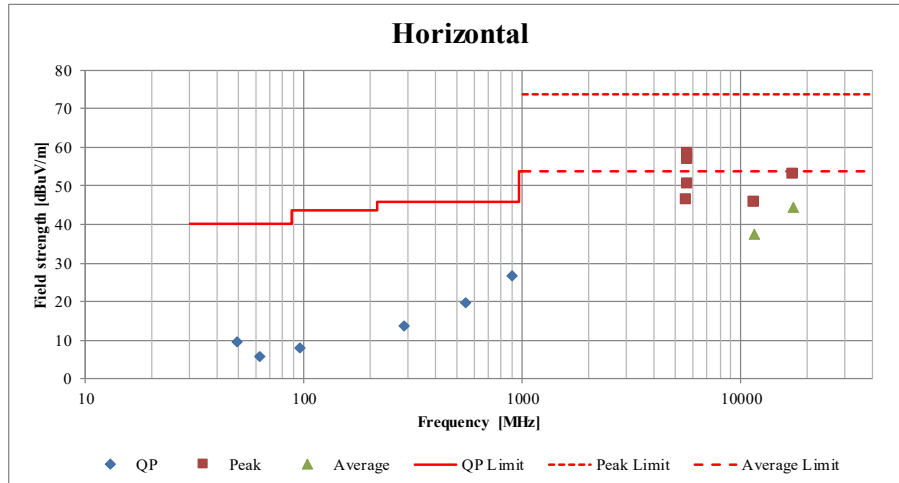
4383-326 Asama-cho, Ise-shi, Mie-ken 516-0021 JAPAN

Telephone : +81 596 24 8999

Facsimile : +81 596 24 8124

Radiated Spurious Emission
(Plot data, Worst case)
 (PIFA Antenna)

Report No.	13170804H		
Test place	Ise EMC Lab. No.3 Semi Anechoic Chamber		
Date	December 21, 2019	January 9, 2020	January 9, 2020
Temperature / Humidity	23 deg. C / 40 % RH	22 deg. C / 34 % RH	24 deg. C / 35 % RH
Engineer	Yuta Moriya	Junki Nagatomi	Tomohisa Nakagawa
	(1 GHz - 10 GHz)	(10 GHz - 18 GHz)	(18 GHz - 40 GHz)
Mode	Tx 11ax-40 5755 MHz (OFDM)		
			Tomohisa Nakagawa (Below 1GHz)



*These plots data contains sufficient number to show the trend of characteristic features for EUT.

Radiated Spurious Emission
(IFA Antenna)

Report No. 13170804H
Test place Ise EMC Lab. No.3 Semi Anechoic Chamber
Date January 7, 2020 January 7, 2020 January 8, 2020
Temperature / Humidity 23 deg. C / 38 RH 23 deg. C / 35 % RH 22 deg. C / 39 RH
Engineer Junki Nagatomi Tomohisa Nakagawa Junki Nagatomi
(1 GHz - 10 GHz) (10 GHz - 18 GHz) (18 GHz - 26.5 GHz)
(26.5 GHz - 40 GHz)
Mode Tx 11ax-20 5180 MHz (OFDM)

Polarity	Frequency [MHz]	Detector	Reading [dBuV]	Ant.Fac. [dB/m]	Loss [dB]	Gain [dB]	Duty Factor [dB]	Result [dBuV/m]	Limit [dBuV/m]	Margin [dB]	Remark
Hori.	5150.000	PK	41.4	31.7	5.9	31.8	-	47.2	73.9	26.7	
Hori.	10360.000	PK	44.7	40.1	-3.1	33.5	-	48.2	68.2	20.0	Floor noise
Hori.	15540.000	PK	44.2	37.7	-1.6	32.7	-	47.6	73.9	26.3	Floor noise
Hori.	5150.000	AV	32.9	31.7	5.9	31.8	0.5	39.2	53.9	14.7	*1)
Hori.	15540.000	AV	35.4	37.7	-1.6	32.7	-	38.8	53.9	15.1	Floor noise
Vert.	5150.000	PK	42.5	31.7	5.9	31.8	-	48.3	73.9	25.6	
Vert.	10360.000	PK	45.0	40.1	-3.1	33.5	-	48.5	68.2	19.7	Floor noise
Vert.	15540.000	PK	43.3	37.7	-1.6	32.7	-	46.6	73.9	27.3	Floor noise
Vert.	5150.000	AV	33.5	31.7	5.9	31.8	0.5	39.8	53.9	14.1	*1)
Vert.	15540.000	AV	35.4	37.7	-1.6	32.7	-	38.7	53.9	15.2	Floor noise

Result = Reading + Ant Factor + Loss (Cable+Attenuator+Filter+Distance factor(above 1 GHz)) - Gain(Amplifier) + Duty factor

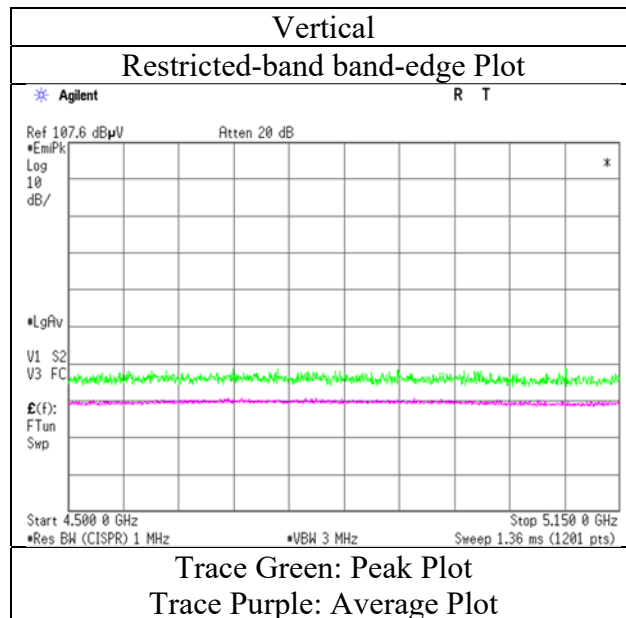
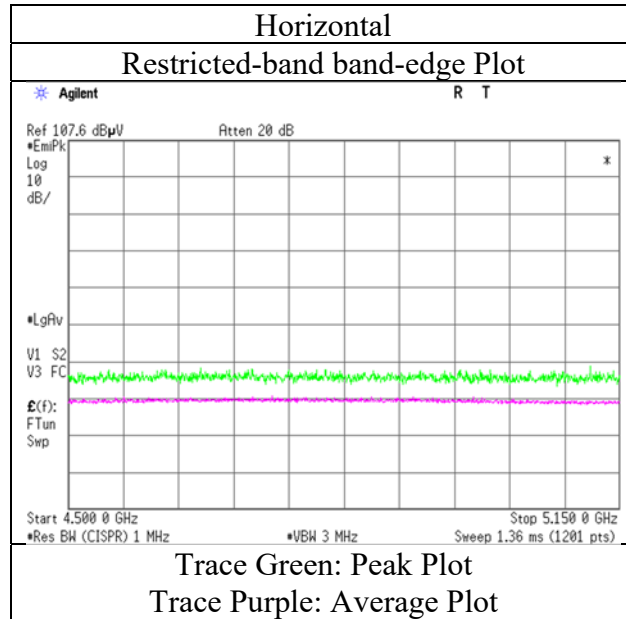
*Other frequency noises omitted in this report were not seen or had enough margin (more than 20 dB).

Distance factor: 1 GHz - 10 GHz 20log(3.9 m / 3.0 m) = 2.28 dB
10 GHz - 40 GHz 20log(1.0 m / 3.0 m) = -9.5 dB

*1) Not Out of Band emission(Leakage Power)

Radiated Spurious Emission
 (IFA Antenna)

Report No. 13170804H
 Test place Ise EMC Lab. No.3 Semi Anechoic Chamber
 Date January 7, 2020
 Temperature / Humidity 23 deg. C / 38 RH
 Engineer Junki Nagatomi
 (1 GHz - 10 GHz)
 Mode Tx 11ax-20 5180 MHz (OFDM)



* The measurement was conducted for a sufficiently long enough time to detect any possible spurious emissions.
 Final result of restricted band edge was shown in tabular data.

UL Japan, Inc.

Ise EMC Lab.

4383-326 Asama-cho, Ise-shi, Mie-ken 516-0021 JAPAN

Telephone : +81 596 24 8999

Facsimile : +81 596 24 8124

Radiated Spurious Emission
(IFA Antenna)

Report No. 13170804H
Test place Ise EMC Lab. No.3 Semi Anechoic Chamber
Date January 7, 2020 January 7, 2020 January 8, 2020
Temperature / Humidity 23 deg. C / 38 RH 23 deg. C / 35 % RH 22 deg. C / 39 RH
Engineer Junki Nagatomi Tomohisa Nakagawa Junki Nagatomi
(1 GHz - 10 GHz) (10 GHz - 18 GHz) (18 GHz - 26.5 GHz)
(26.5 GHz - 40 GHz)
Mode Tx 11ax-20 5260 MHz (OFDM)

Polarity	Frequency [MHz]	Detector	Reading [dBuV]	Ant.Fac. [dB/m]	Loss [dB]	Gain [dB]	Duty Factor [dB]	Result [dBuV/m]	Limit [dBuV/m]	Margin [dB]	Remark
Hori.	10520.000	PK	41.0	40.0	-3.0	33.6	-	44.5	68.2	23.7	Floor noise
Hori.	15780.000	PK	42.0	37.3	-1.6	32.8	-	44.9	73.9	29.0	Floor noise
Hori.	15780.000	AV	33.4	37.3	-1.6	32.8	-	36.3	53.9	17.6	Floor noise
Vert.	10520.000	PK	41.0	40.0	-3.0	33.6	-	44.5	68.2	23.7	Floor noise
Vert.	15780.000	PK	41.1	37.3	-1.6	32.8	-	43.9	73.9	30.0	Floor noise
Vert.	15780.000	AV	33.1	37.3	-1.6	32.8	-	35.9	53.9	18.0	Floor noise

Result = Reading + Ant Factor + Loss (Cable+Attenuator+Filter+Distance factor(above 1 GHz)) - Gain(Amplifier)

*Other frequency noises omitted in this report were not seen or had enough margin (more than 20 dB).

Distance factor: 1 GHz - 10 GHz $20\log(3.9\text{ m} / 3.0\text{ m}) = 2.28\text{ dB}$
10 GHz - 40 GHz $20\log(1.0\text{ m} / 3.0\text{ m}) = -9.5\text{ dB}$

Radiated Spurious Emission
(IFA Antenna)

Report No. 13170804H
Test place Ise EMC Lab. No.3 Semi Anechoic Chamber
Date January 7, 2020 January 7, 2020 January 8, 2020
Temperature / Humidity 23 deg. C / 38 RH 23 deg. C / 35 % RH 22 deg. C / 39 RH
Engineer Junki Nagatomi Tomohisa Nakagawa Junki Nagatomi
(1 GHz - 10 GHz) (10 GHz - 18 GHz) (18 GHz - 26.5 GHz)
(26.5 GHz - 40 GHz)
Mode Tx 11ax-20 5320 MHz (OFDM)

Polarity	Frequency [MHz]	Detector	Reading [dBuV]	Ant.Fac. [dB/m]	Loss [dB]	Gain [dB]	Duty Factor [dB]	Result [dBuV/m]	Limit [dBuV/m]	Margin [dB]	Remark
Hori.	5350.000	PK	41.7	31.5	6.0	31.8	-	47.3	73.9	26.6	
Hori.	10640.000	PK	42.5	39.9	-2.9	33.6	-	45.9	73.9	28.0	Floor noise
Hori.	15960.000	PK	43.2	37.9	-1.7	32.8	-	46.5	73.9	27.4	Floor noise
Hori.	5350.000	AV	33.2	31.5	6.0	31.8	0.5	39.3	53.9	14.6	*1)
Hori.	10640.000	AV	33.8	39.9	-2.9	33.6	-	37.1	53.9	16.8	Floor noise
Hori.	15960.000	AV	35.0	37.9	-1.7	32.8	-	38.4	53.9	15.5	Floor noise
Vert.	5350.000	PK	43.3	31.5	6.0	31.8	-	48.9	73.9	25.0	
Vert.	10640.000	PK	42.4	39.9	-2.9	33.6	-	45.7	73.9	28.2	Floor noise
Vert.	15960.000	PK	43.1	37.9	-1.7	32.8	-	46.4	73.9	27.5	Floor noise
Vert.	5350.000	AV	34.3	31.5	6.0	31.8	0.5	40.4	53.9	13.5	*1)
Vert.	10640.000	AV	33.7	39.9	-2.9	33.6	-	37.0	53.9	16.9	Floor noise
Vert.	15960.000	AV	34.8	37.9	-1.7	32.8	-	38.2	53.9	15.8	Floor noise

Result = Reading + Ant Factor + Loss (Cable+Attenuator+Filter+Distance factor(above 1 GHz)) - Gain(Amplifier) + Duty factor

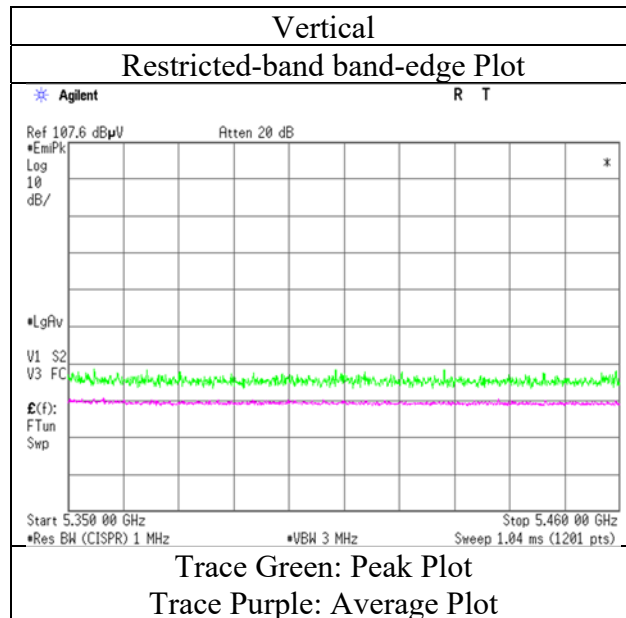
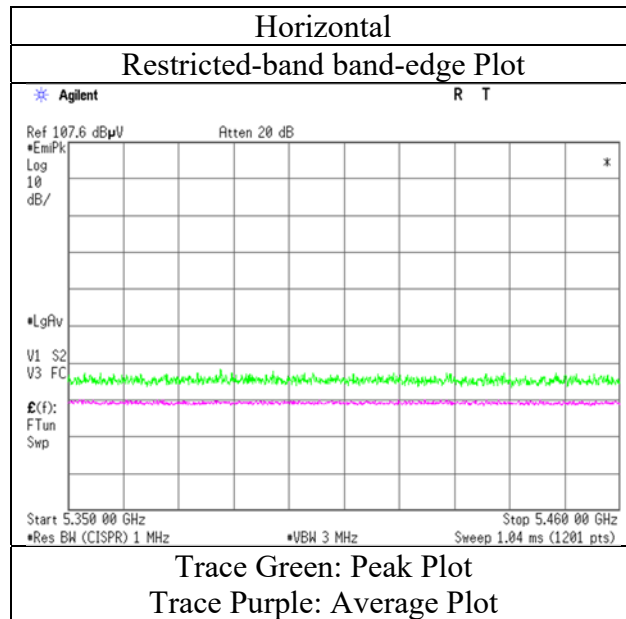
*Other frequency noises omitted in this report were not seen or had enough margin (more than 20 dB).

Distance factor: 1 GHz - 10 GHz $20\log(3.9\text{ m} / 3.0\text{ m}) = 2.28\text{ dB}$
10 GHz - 40 GHz $20\log(1.0\text{ m} / 3.0\text{ m}) = -9.5\text{ dB}$

*1) Not Out of Band emission (Leakage Power)

Radiated Spurious Emission
 (IFA Antenna)

Report No. 13170804H
 Test place Ise EMC Lab. No.3 Semi Anechoic Chamber
 Date January 7, 2020
 Temperature / Humidity 23 deg. C / 38 RH
 Engineer Junki Nagatomi
 Mode Tx 11ax-20 5320 MHz (OFDM)



* The measurement was conducted for a sufficiently long enough time to detect any possible spurious emissions. Final result of restricted band edge was shown in tabular data.

UL Japan, Inc.

Ise EMC Lab.

4383-326 Asama-cho, Ise-shi, Mie-ken 516-0021 JAPAN

Telephone : +81 596 24 8999

Facsimile : +81 596 24 8124

Radiated Spurious Emission
(IFA Antenna)

Report No. 13170804H
Test place Ise EMC Lab. No.3 Semi Anechoic Chamber
Date January 7, 2020 January 7, 2020 January 8, 2020
Temperature / Humidity 23 deg. C / 38 RH 23 deg. C / 35 % RH 22 deg. C / 39 RH
Engineer Junki Nagatomi Tomohisa Nakagawa Junki Nagatomi
(1 GHz - 10 GHz) (10 GHz - 18 GHz) (18 GHz - 26.5 GHz)
(26.5 GHz - 40 GHz)
Mode Tx 11ax-20 5500 MHz (OFDM)

Polarity	Frequency [MHz]	Detector	Reading [dBuV]	Ant.Fac. [dB/m]	Loss [dB]	Gain [dB]	Duty Factor [dB]	Result [dBuV/m]	Limit [dBuV/m]	Margin [dB]	Remark
Hori.	5460.000	PK	41.2	31.7	6.0	31.9	-	47.0	68.2	21.2	
Hori.	5470.000	PK	41.7	31.7	6.0	31.9	-	47.5	68.2	20.7	
Hori.	11000.000	PK	41.9	40.2	-2.7	33.6	-	45.7	73.9	28.2	Floor noise
Hori.	16500.000	PK	44.6	39.6	-1.6	32.7	-	49.9	68.2	18.3	Floor noise
Hori.	5460.000	AV	32.6	31.7	6.0	31.9	0.5	39.0	53.9	14.9	*1)
Hori.	11000.000	AV	33.9	40.2	-2.7	33.6	-	37.7	53.9	16.2	Floor noise
Vert.	5460.000	PK	41.2	31.7	6.0	31.9	-	47.1	68.2	21.2	
Vert.	5470.000	PK	42.8	31.7	6.0	31.9	-	48.6	68.2	19.6	
Vert.	11000.000	PK	41.9	40.2	-2.7	33.6	-	45.8	73.9	28.1	Floor noise
Vert.	16500.000	PK	43.6	39.6	-1.6	32.7	-	49.0	68.2	19.2	Floor noise
Vert.	5460.000	AV	33.0	31.7	6.0	31.9	0.5	39.3	53.9	14.6	*1)
Vert.	11000.000	AV	33.6	40.2	-2.7	33.6	-	37.5	53.9	16.4	Floor noise

Result = Reading + Ant Factor + Loss (Cable+Attenuator+Filter+Distance factor(above 1 GHz)) - Gain(Amplifier) + Duty factor

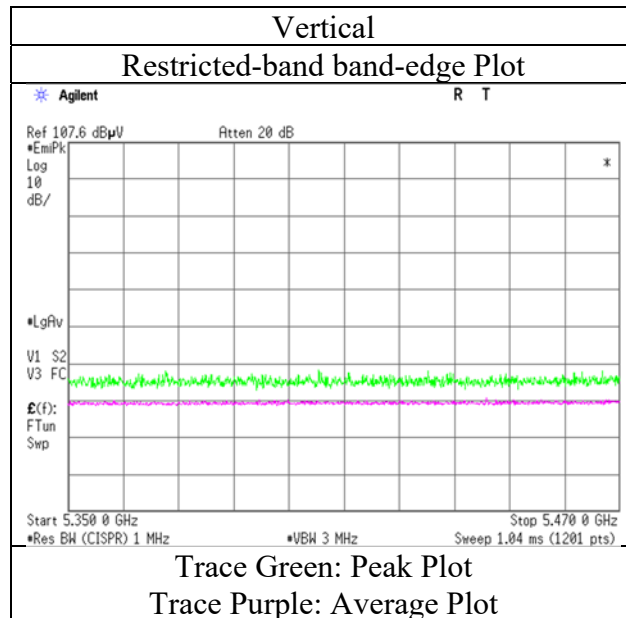
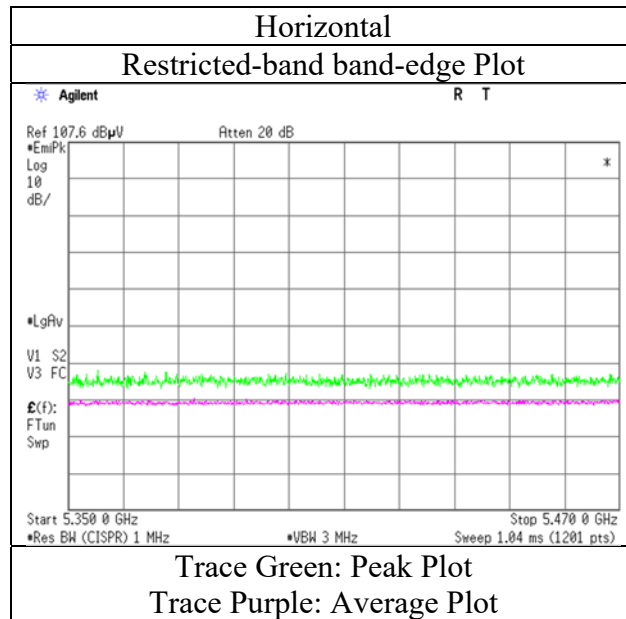
*Other frequency noises omitted in this report were not seen or had enough margin (more than 20 dB).

Distance factor: 1 GHz - 10 GHz $20\log(3.9\text{ m} / 3.0\text{ m}) = 2.28\text{ dB}$
10 GHz - 40 GHz $20\log(1.0\text{ m} / 3.0\text{ m}) = -9.5\text{ dB}$

*1) Not Out of Band emission(Leakage Power)

Radiated Spurious Emission
 (IFA Antenna)

Report No. 13170804H
 Test place Ise EMC Lab. No.3 Semi Anechoic Chamber
 Date January 7, 2020
 Temperature / Humidity 23 deg. C / 38 RH
 Engineer Junki Nagatomi
 Mode Tx 11ax-20 5500 MHz (OFDM)



* The measurement was conducted for a sufficiently long enough time to detect any possible spurious emissions. Final result of restricted band edge was shown in tabular data.

UL Japan, Inc.

Ise EMC Lab.

4383-326 Asama-cho, Ise-shi, Mie-ken 516-0021 JAPAN

Telephone : +81 596 24 8999

Facsimile : +81 596 24 8124

Radiated Spurious Emission
(IFA Antenna)

Report No. 13170804H
Test place Ise EMC Lab. No.3 Semi Anechoic Chamber
Date January 7, 2020 January 7, 2020 January 8, 2020
Temperature / Humidity 23 deg. C / 38 RH 23 deg. C / 35 % RH 22 deg. C / 39 RH
Engineer Junki Nagatomi Tomohisa Nakagawa Junki Nagatomi
(1 GHz - 10 GHz) (10 GHz - 18 GHz) (18 GHz - 26.5 GHz)
(26.5 GHz - 40 GHz)
Mode Tx 11ax-20 5580 MHz (OFDM)

Polarity	Frequency [MHz]	Detector	Reading [dBuV]	Ant.Fac. [dB/m]	Loss [dB]	Gain [dB]	Duty Factor [dB]	Result [dBuV/m]	Limit [dBuV/m]	Margin [dB]	Remark
Hori.	5725.000	PK	43.3	32.0	6.1	31.9	-	49.5	68.2	18.7	
Hori.	11160.000	PK	42.0	39.8	-2.7	33.6	-	45.5	73.9	28.4	Floor noise
Hori.	16740.000	PK	44.9	41.1	-1.5	32.7	-	51.8	68.2	16.4	Floor noise
Hori.	11160.000	AV	33.9	39.8	-2.7	33.6	-	37.4	53.9	16.5	Floor noise
Vert.	5725.000	PK	45.1	32.0	6.1	31.9	-	51.3	68.2	16.9	
Vert.	11160.000	PK	42.5	39.8	-2.7	33.6	-	46.0	73.9	27.9	Floor noise
Vert.	16740.000	PK	42.6	41.1	-1.5	32.7	-	49.6	68.2	18.7	Floor noise
Vert.	11160.000	AV	33.6	39.8	-2.7	33.6	-	37.1	53.9	16.8	Floor noise

Result = Reading + Ant Factor + Loss (Cable+Attenuator+Filter+Distance factor(above 1 GHz)) - Gain(Amplifier)

*Other frequency noises omitted in this report were not seen or had enough margin (more than 20 dB).

Distance factor: 1 GHz - 10 GHz 20log(3.9 m / 3.0 m) = 2.28 dB
10 GHz - 40 GHz 20log(1.0 m / 3.0 m) = -9.5 dB

Radiated Spurious Emission
(IFA Antenna)

Report No. 13170804H
Test place Ise EMC Lab. No.3 Semi Anechoic Chamber
Date January 7, 2020 January 7, 2020 January 8, 2020
Temperature / Humidity 23 deg. C / 38 RH 23 deg. C / 35 % RH 22 deg. C / 39 RH
Engineer Junki Nagatomi Tomohisa Nakagawa Junki Nagatomi
(1 GHz - 10 GHz) (10 GHz - 18 GHz) (18 GHz - 26.5 GHz)
(26.5 GHz - 40 GHz)
Mode Tx 11ax-20 5700 MHz (OFDM)

Polarity	Frequency [MHz]	Detector	Reading [dBuV]	Ant.Fac. [dB/m]	Loss [dB]	Gain [dB]	Duty Factor [dB]	Result [dBuV/m]	Limit [dBuV/m]	Margin [dB]	Remark
Hori.	5725.000	PK	43.3	32.0	6.1	31.9	-	49.5	68.2	18.7	
Hori.	11400.000	PK	42.1	39.9	-2.5	33.6	-	45.9	73.9	28.0	Floor noise
Hori.	17100.000	PK	44.0	42.3	-1.4	32.6	-	52.2	68.2	16.0	Floor noise
Hori.	11400.000	AV	33.7	39.9	-2.5	33.6	-	37.5	53.9	16.5	Floor noise
Vert.	5725.000	PK	45.1	32.0	6.1	31.9	-	51.3	68.2	16.9	
Vert.	11400.000	PK	42.3	39.9	-2.5	33.6	-	46.0	73.9	27.9	Floor noise
Vert.	17100.000	PK	43.8	42.3	-1.4	32.6	-	52.1	68.2	16.2	Floor noise
Vert.	11400.000	AV	33.4	39.9	-2.5	33.6	-	37.2	53.9	16.7	Floor noise

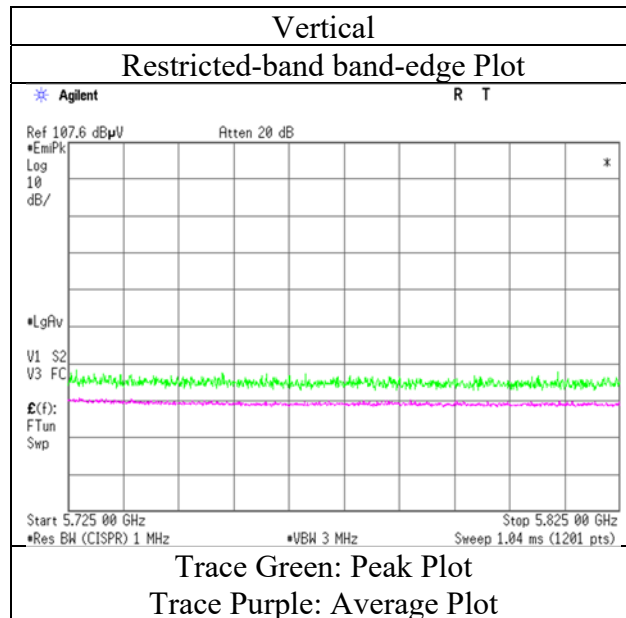
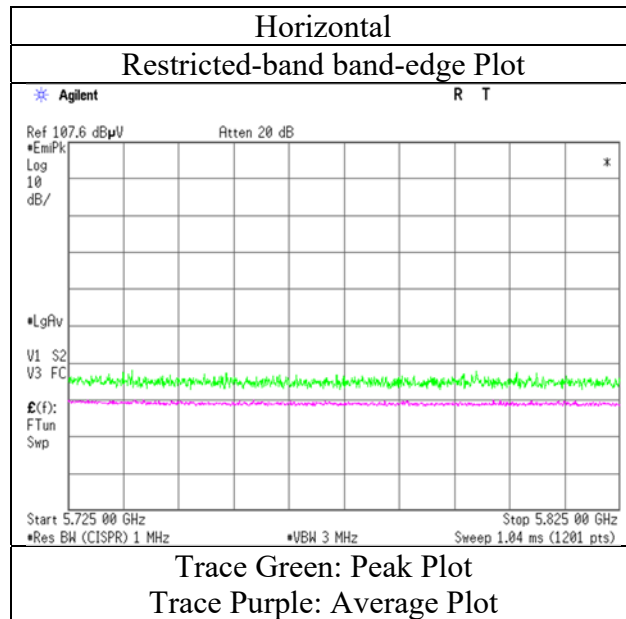
Result = Reading + Ant Factor + Loss (Cable+Attenuator+Filter+Distance factor(above 1 GHz)) - Gain(Amplifier)

*Other frequency noises omitted in this report were not seen or had enough margin (more than 20 dB).

Distance factor: 1 GHz - 10 GHz 20log(3.9 m / 3.0 m) = 2.28 dB
10 GHz - 40 GHz 20log(1.0 m / 3.0 m) = -9.5 dB

Radiated Spurious Emission
(IFA Antenna)

Report No. 13170804H
Test place Ise EMC Lab. No.3 Semi Anechoic Chamber
Date January 7, 2020
Temperature / Humidity 23 deg. C / 38 RH
Engineer Junki Nagatomi
Mode Tx 11ax-20 5700 MHz (OFDM)



* The measurement was conducted for a sufficiently long enough time to detect any possible spurious emissions. Final result of restricted band edge was shown in tabular data.

UL Japan, Inc.

Ise EMC Lab.

4383-326 Asama-cho, Ise-shi, Mie-ken 516-0021 JAPAN

Telephone : +81 596 24 8999

Facsimile : +81 596 24 8124

Radiated Spurious Emission
(IFA Antenna)

Report No. 13170804H
Test place Ise EMC Lab. No.3 Semi Anechoic Chamber
Date January 7, 2020 January 7, 2020 January 8, 2020
Temperature / Humidity 23 deg. C / 38 RH 23 deg. C / 35 % RH 22 deg. C / 39 RH
Engineer Junki Nagatomi Tomohisa Nakagawa Junki Nagatomi
(1 GHz - 10 GHz) (10 GHz - 18 GHz) (18 GHz - 26.5 GHz)
(26.5 GHz - 40 GHz)
Mode Tx 11ax-20 5745 MHz (OFDM)

Polarity	Frequency [MHz]	Detector	Reading [dBuV]	Ant.Fac. [dB/m]	Loss [dB]	Gain [dB]	Duty Factor [dB]	Result [dBuV/m]	Limit [dBuV/m]	Margin [dB]	Remark
Hori.	5650.000	PK	41.2	31.8	6.1	31.9	-	47.1	68.2	21.1	
Hori.	5700.000	PK	41.3	31.9	6.1	31.9	-	47.4	105.2	57.8	
Hori.	5720.000	PK	46.4	32.0	6.1	31.9	-	52.6	110.8	58.2	
Hori.	5725.000	PK	52.1	32.0	6.1	31.9	-	58.2	122.2	64.0	
Hori.	11490.000	PK	42.0	39.7	-2.5	33.5	-	45.7	73.9	28.3	Floor noise
Hori.	17235.000	PK	43.6	42.7	-1.4	32.6	-	52.3	68.2	15.9	Floor noise
Hori.	11490.000	AV	33.5	39.7	-2.5	33.5	-	37.2	53.9	16.7	Floor noise
Vert.	5650.000	PK	40.4	31.8	6.1	31.9	-	46.3	68.2	21.9	
Vert.	5700.000	PK	42.0	31.9	6.1	31.9	-	48.0	105.2	57.2	
Vert.	5720.000	PK	46.3	32.0	6.1	31.9	-	52.5	110.8	58.4	
Vert.	5725.000	PK	51.5	32.0	6.1	31.9	-	57.7	122.2	64.5	
Vert.	11490.000	PK	41.7	39.7	-2.5	33.5	-	45.4	73.9	28.5	Floor noise
Vert.	17235.000	PK	44.1	42.7	-1.4	32.6	-	52.9	68.2	15.3	Floor noise
Vert.	11490.000	AV	33.2	39.7	-2.5	33.5	-	36.9	53.9	17.0	Floor noise

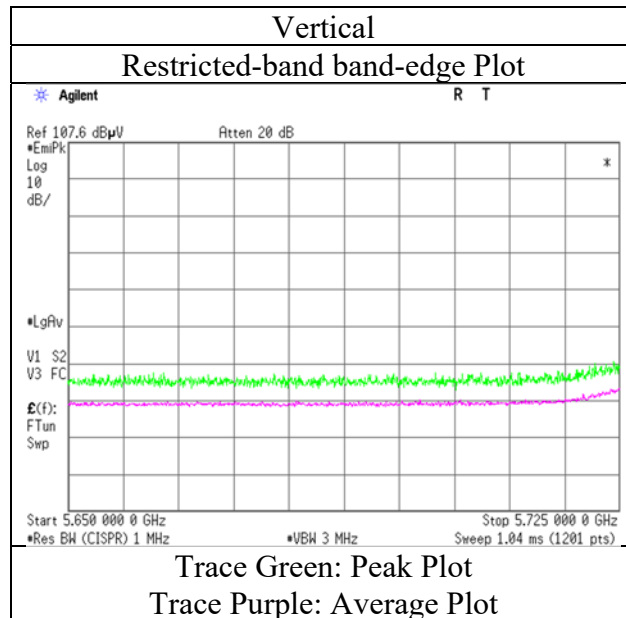
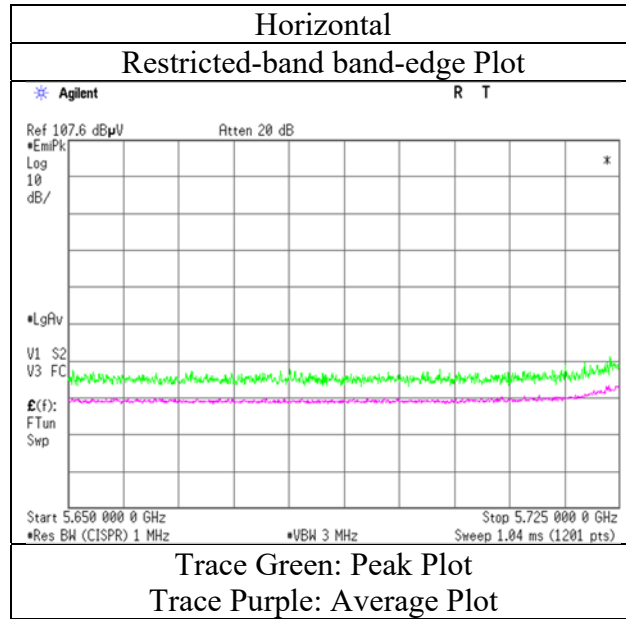
Result = Reading + Ant Factor + Loss (Cable+Attenuator+Filter+Distance factor(above 1 GHz)) - Gain(Amplifier)

*Other frequency noises omitted in this report were not seen or had enough margin (more than 20 dB).

Distance factor: 1 GHz - 10 GHz 20log(3.9 m / 3.0 m) = 2.28 dB
10 GHz - 40 GHz 20log(1.0 m / 3.0 m) = -9.5 dB

Radiated Spurious Emission
 (IFA Antenna)

Report No. 13170804H
 Test place Ise EMC Lab. No.3 Semi Anechoic Chamber
 Date January 7, 2020
 Temperature / Humidity 23 deg. C / 38 RH
 Engineer Junki Nagatomi
 Mode Tx 11ax-20 5745 MHz (OFDM)



* The measurement was conducted for a sufficiently long enough time to detect any possible spurious emissions. Final result of restricted band edge was shown in tabular data.

Radiated Spurious Emission
(IFA Antenna)

Report No. 13170804H
Test place Ise EMC Lab. No.3 Semi Anechoic Chamber
Date January 7, 2020 January 7, 2020 January 8, 2020
Temperature / Humidity 23 deg. C / 38 RH 23 deg. C / 35 % RH 22 deg. C / 39 RH
Engineer Junki Nagatomi Tomohisa Nakagawa Junki Nagatomi
(1 GHz - 10 GHz) (10 GHz - 18 GHz) (18 GHz - 26.5 GHz)
(26.5 GHz - 40 GHz)
Mode Tx 11ax-20 5785 MHz (OFDM)

Polarity	Frequency [MHz]	Detector	Reading [dBuV]	Ant.Fac. [dB/m]	Loss [dB]	Gain [dB]	Duty Factor [dB]	Result [dBuV/m]	Limit [dBuV/m]	Margin [dB]	Remark
Hori.	11570.000	PK	42.0	39.5	-2.4	33.5	-	45.6	73.9	28.3	Floor noise
Hori.	17355.000	PK	44.0	44.0	-1.3	32.6	-	54.1	68.2	14.2	Floor noise
Hori.	11570.000	AV	33.4	39.5	-2.4	33.5	-	37.0	53.9	17.0	Floor noise
Vert.	11570.000	PK	41.8	39.5	-2.4	33.5	-	45.4	73.9	28.5	Floor noise
Vert.	17355.000	PK	43.6	44.0	-1.3	32.6	-	53.6	68.2	14.6	Floor noise
Vert.	11570.000	AV	33.2	39.5	-2.4	33.5	-	36.8	53.9	17.1	Floor noise

Result = Reading + Ant Factor + Loss (Cable+Attenuator+Filter+Distance factor(above 1 GHz)) - Gain(Amplifier)

*Other frequency noises omitted in this report were not seen or had enough margin (more than 20 dB).

Distance factor: 1 GHz - 10 GHz $20\log(3.9\text{ m} / 3.0\text{ m}) = 2.28\text{ dB}$
10 GHz - 40 GHz $20\log(1.0\text{ m} / 3.0\text{ m}) = -9.5\text{ dB}$

Radiated Spurious Emission
(IFA Antenna)

Report No. 13170804H
Test place Ise EMC Lab. No.3 Semi Anechoic Chamber
Date January 7, 2020 January 7, 2020 January 8, 2020
Temperature / Humidity 23 deg. C / 38 RH 23 deg. C / 35 % RH 22 deg. C / 39 RH
Engineer Junki Nagatomi Tomohisa Nakagawa Junki Nagatomi
(1 GHz - 10 GHz) (10 GHz - 18 GHz) (18 GHz - 26.5 GHz)
(26.5 GHz - 40 GHz)
Mode Tx 11ax-20 5825 MHz (OFDM)

Polarity	Frequency [MHz]	Detector	Reading [dBuV]	Ant.Fac. [dB/m]	Loss [dB]	Gain [dB]	Duty Factor [dB]	Result [dBuV/m]	Limit [dBuV/m]	Margin [dB]	Remark
Hori.	5850.000	PK	44.6	32.2	6.1	31.9	-	51.1	122.2	71.1	
Hori.	5855.000	PK	43.3	32.2	6.1	31.9	-	49.8	110.8	61.0	
Hori.	5875.000	PK	42.0	32.3	6.2	31.9	-	48.4	105.2	56.8	
Hori.	5925.000	PK	41.3	32.3	6.2	31.9	-	47.8	68.2	20.4	
Hori.	11650.000	PK	43.4	39.2	-2.4	33.5	-	46.7	73.9	27.2	Floor noise
Hori.	17475.000	PK	42.8	44.7	-1.3	32.6	-	53.6	68.2	14.7	Floor noise
Hori.	11650.000	AV	34.1	39.2	-2.4	33.5	-	37.4	53.9	16.5	Floor noise
Vert.	5850.000	PK	44.9	32.2	6.1	31.9	-	51.4	122.2	70.8	
Vert.	5855.000	PK	43.3	32.2	6.1	31.9	-	49.8	110.8	61.0	
Vert.	5875.000	PK	41.6	32.3	6.2	31.9	-	48.0	105.2	57.2	
Vert.	5925.000	PK	40.9	32.3	6.2	31.9	-	47.4	68.2	20.8	
Vert.	11650.000	PK	42.2	39.2	-2.4	33.5	-	45.5	73.9	28.4	Floor noise
Vert.	17475.000	PK	44.6	44.7	-1.3	32.6	-	55.4	68.2	12.8	Floor noise
Vert.	11650.000	AV	33.8	39.2	-2.4	33.5	-	37.1	53.9	16.8	Floor noise

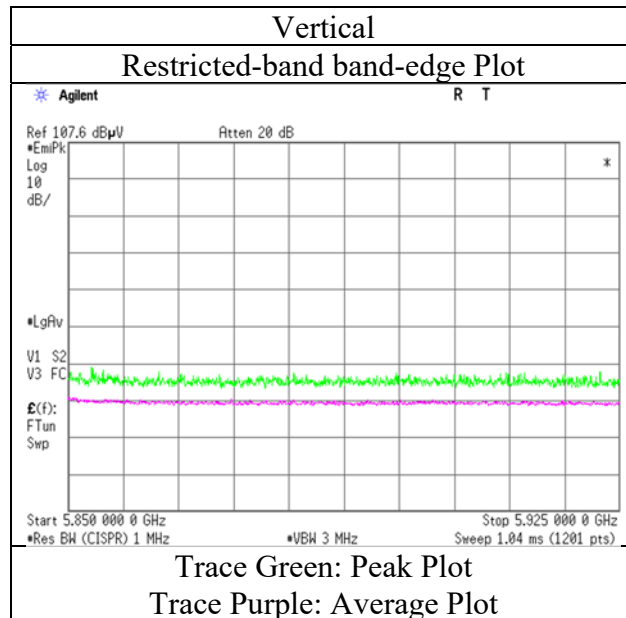
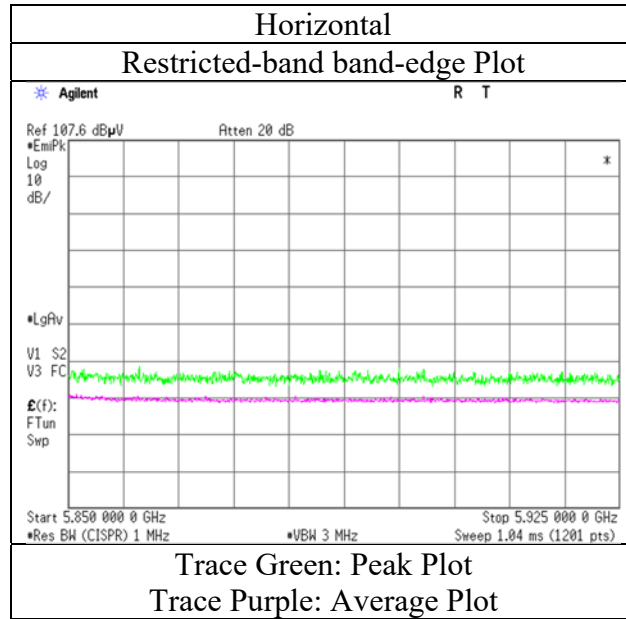
Result = Reading + Ant Factor + Loss (Cable+Attenuator+Filter+Distance factor(above 1 GHz)) - Gain(Amplifier)

*Other frequency noises omitted in this report were not seen or had enough margin (more than 20 dB).

Distance factor: 1 GHz - 10 GHz 20log(3.9 m / 3.0 m) = 2.28 dB
10 GHz - 40 GHz 20log(1.0 m / 3.0 m) = -9.5 dB

Radiated Spurious Emission
 (IFA Antenna)

Report No. 13170804H
 Test place Ise EMC Lab. No.3 Semi Anechoic Chamber
 Date January 7, 2020
 Temperature / Humidity 23 deg. C / 38 RH
 Engineer Junki Nagatomi
 Mode Tx 11ax-20 5825 MHz (OFDM)



* The measurement was conducted for a sufficiently long enough time to detect any possible spurious emissions. Final result of restricted band edge was shown in tabular data.

UL Japan, Inc.

Ise EMC Lab.

4383-326 Asama-cho, Ise-shi, Mie-ken 516-0021 JAPAN

Telephone : +81 596 24 8999

Facsimile : +81 596 24 8124

Radiated Spurious Emission
(IFA Antenna)

Report No. 13170804H
Test place Ise EMC Lab. No.3 Semi Anechoic Chamber
Date January 7, 2020 January 7, 2020 January 8, 2020
Temperature / Humidity 23 deg. C / 38 RH 23 deg. C / 35 % RH 22 deg. C / 39 RH
Engineer Junki Nagatomi Tomohisa Nakagawa Junki Nagatomi
(1 GHz - 10 GHz) (10 GHz - 18 GHz) (18 GHz - 26.5 GHz)
(26.5 GHz - 40 GHz)
Mode Tx 11ax-40 5190 MHz (OFDM)

Polarity	Frequency [MHz]	Detector	Reading [dBuV]	Ant.Fac. [dB/m]	Loss [dB]	Gain [dB]	Duty Factor [dB]	Result [dBuV/m]	Limit [dBuV/m]	Margin [dB]	Remark
Hori.	5150.000	PK	42.4	31.7	5.9	31.8	-	48.2	73.9	25.7	
Hori.	10380.000	PK	42.0	40.1	-3.1	33.5	-	45.5	68.2	22.8	Floor noise
Hori.	15570.000	PK	44.7	37.5	-1.6	32.8	-	47.8	73.9	26.1	Floor noise
Hori.	5150.000	AV	33.0	31.7	5.9	31.8	0.8	39.6	53.9	14.3	*1)
Hori.	15570.000	AV	35.7	37.5	-1.6	32.8	-	38.8	53.9	15.1	Floor noise
Vert.	5150.000	PK	43.8	31.7	5.9	31.8	-	49.6	73.9	24.3	
Vert.	10380.000	PK	42.2	40.1	-3.1	33.5	-	45.7	68.2	22.5	Floor noise
Vert.	15570.000	PK	44.4	37.5	-1.6	32.8	-	47.5	73.9	26.4	Floor noise
Vert.	5150.000	AV	34.0	31.7	5.9	31.8	0.8	40.5	53.9	13.4	*1)
Vert.	15570.000	AV	35.6	37.5	-1.6	32.8	-	38.7	53.9	15.2	Floor noise

Result = Reading + Ant Factor + Loss (Cable+Attenuator+Filter+Distance factor(above 1 GHz)) - Gain(Amplifier) + Duty factor

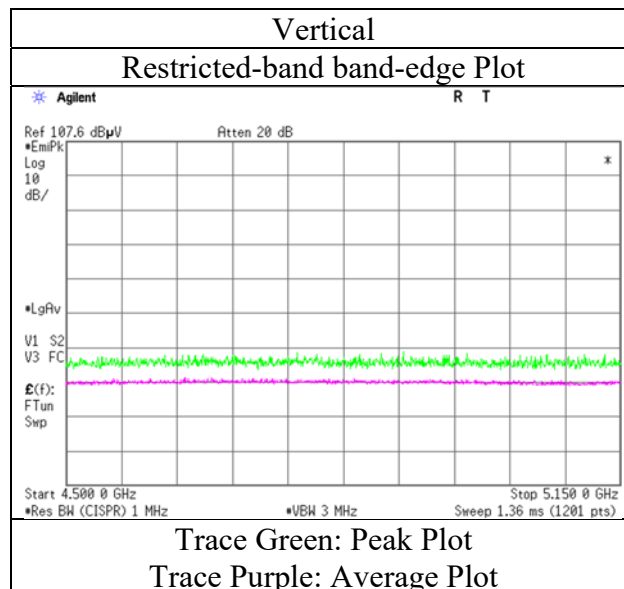
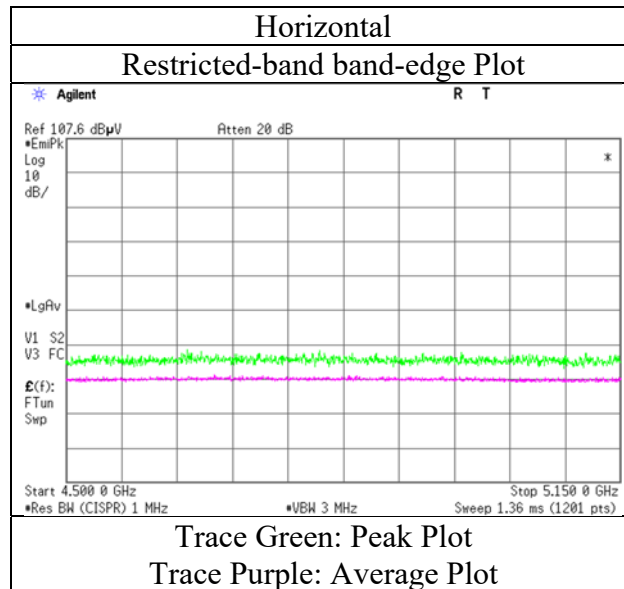
*Other frequency noises omitted in this report were not seen or had enough margin (more than 20 dB).

Distance factor: 1 GHz - 10 GHz $20\log(3.9\text{ m} / 3.0\text{ m}) = 2.28\text{ dB}$
10 GHz - 40 GHz $20\log(1.0\text{ m} / 3.0\text{ m}) = -9.5\text{ dB}$

*1) Not Out of Band emission(Leakage Power)

Radiated Spurious Emission
(IFA Antenna)

Report No. 13170804H
Test place Ise EMC Lab. No.3 Semi Anechoic Chamber
Date January 7, 2020
Temperature / Humidity 23 deg. C / 38 RH
Engineer Junki Nagatomi
Mode Tx 11ax-40 5190 MHz (OFDM)



* The measurement was conducted for a sufficiently long enough time to detect any possible spurious emissions. Final result of restricted band edge was shown in tabular data.

Radiated Spurious Emission
(IFA Antenna)

Report No. 13170804H
Test place Ise EMC Lab. No.3 Semi Anechoic Chamber
Date January 7, 2020 January 7, 2020 January 8, 2020
Temperature / Humidity 23 deg. C / 38 RH 23 deg. C / 35 % RH 22 deg. C / 39 RH
Engineer Junki Nagatomi Tomohisa Nakagawa Junki Nagatomi
(1 GHz - 10 GHz) (10 GHz - 18 GHz) (18 GHz - 26.5 GHz)
(26.5 GHz - 40 GHz)
Mode Tx 11ax-40 5270 MHz (OFDM)

Polarity	Frequency [MHz]	Detector	Reading [dBuV]	Ant.Fac. [dB/m]	Loss [dB]	Gain [dB]	Duty Factor [dB]	Result [dBuV/m]	Limit [dBuV/m]	Margin [dB]	Remark
Hori.	10540.000	PK	41.9	40.0	-3.0	33.6	-	45.4	68.2	22.8	Floor noise
Hori.	15810.000	PK	43.7	37.1	-1.7	32.8	-	46.4	73.9	27.6	Floor noise
Hori.	15810.000	AV	35.2	37.1	-1.7	32.8	-	37.8	53.9	16.1	Floor noise
Vert.	10540.000	PK	41.2	40.0	-3.0	33.6	-	44.7	68.2	23.5	Floor noise
Vert.	15810.000	PK	43.3	37.1	-1.7	32.8	-	45.9	73.9	28.0	Floor noise
Vert.	15810.000	AV	34.9	37.1	-1.7	32.8	-	37.5	53.9	16.4	Floor noise

Result = Reading + Ant Factor + Loss (Cable+Attenuator+Filter+Distance factor(above 1 GHz)) - Gain(Amplifier)

*Other frequency noises omitted in this report were not seen or had enough margin (more than 20 dB).

Distance factor: 1 GHz - 10 GHz $20\log(3.9\text{ m} / 3.0\text{ m}) = 2.28\text{ dB}$
10 GHz - 40 GHz $20\log(1.0\text{ m} / 3.0\text{ m}) = -9.5\text{ dB}$

Radiated Spurious Emission
(IFA Antenna)

Report No. 13170804H
Test place Ise EMC Lab. No.3 Semi Anechoic Chamber
Date January 7, 2020 January 7, 2020 January 8, 2020
Temperature / Humidity 23 deg. C / 38 RH 23 deg. C / 35 % RH 22 deg. C / 39 RH
Engineer Junki Nagatomi Tomohisa Nakagawa Junki Nagatomi
(1 GHz - 10 GHz) (10 GHz - 18 GHz) (18 GHz - 26.5 GHz)
(26.5 GHz - 40 GHz)
Mode Tx 11ax-40 5310 MHz (OFDM)

Polarity	Frequency [MHz]	Detector	Reading [dBuV]	Ant.Fac. [dB/m]	Loss [dB]	Gain [dB]	Duty Factor [dB]	Result [dBuV/m]	Limit [dBuV/m]	Margin [dB]	Remark
Hori.	5350.000	PK	44.4	31.5	6.0	31.8	-	50.0	73.9	23.9	
Hori.	10620.000	PK	42.4	39.8	-2.9	33.6	-	45.7	73.9	28.2	Floor noise
Hori.	15930.000	PK	43.6	37.6	-1.7	32.8	-	46.7	73.9	27.2	Floor noise
Hori.	5350.000	AV	33.9	31.5	6.0	31.8	0.8	40.2	53.9	13.7	*1)
Hori.	10620.000	AV	33.4	39.8	-2.9	33.6	-	36.7	53.9	17.3	Floor noise
Hori.	15930.000	AV	34.6	37.6	-1.7	32.8	-	37.7	53.9	16.2	Floor noise
Vert.	5350.000	PK	45.2	31.5	6.0	31.8	-	50.8	73.9	23.1	
Vert.	10620.000	PK	43.0	39.8	-2.9	33.6	-	46.3	73.9	27.6	Floor noise
Vert.	15930.000	PK	44.3	37.6	-1.7	32.8	-	47.4	73.9	26.5	Floor noise
Vert.	5350.000	AV	35.9	31.5	6.0	31.8	0.8	42.3	53.9	11.6	*1)
Vert.	10620.000	AV	33.4	39.8	-2.9	33.6	-	36.7	53.9	17.2	Floor noise
Vert.	15930.000	AV	34.6	37.6	-1.7	32.8	-	37.7	53.9	16.2	Floor noise

Result = Reading + Ant Factor + Loss (Cable+Attenuator+Filter+Distance factor(above 1 GHz)) - Gain(Amplifier) + Duty factor

*Other frequency noises omitted in this report were not seen or had enough margin (more than 20 dB).

Distance factor: 1 GHz - 10 GHz 20log(3.9 m / 3.0 m) = 2.28 dB
10 GHz - 40 GHz 20log(1.0 m / 3.0 m) = -9.5 dB

*1) Not Out of Band emission(Leakage Power)