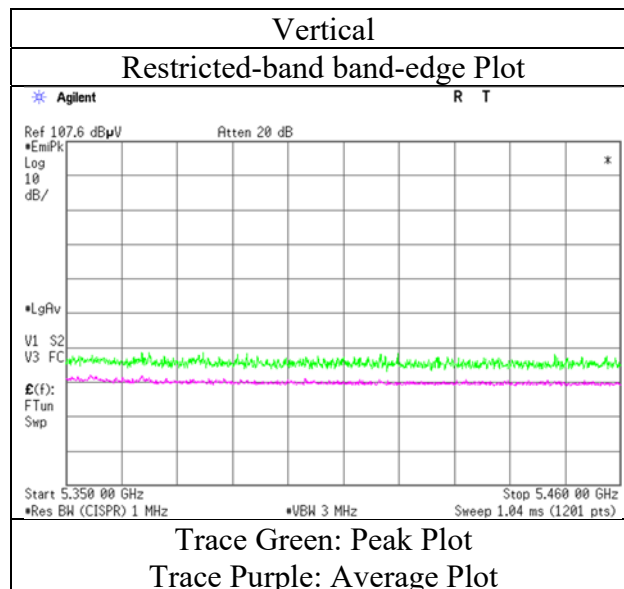
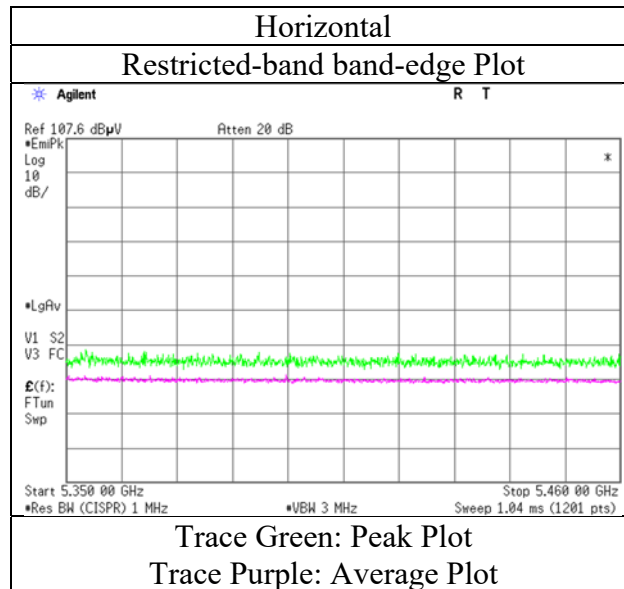


Radiated Spurious Emission
 (IFA Antenna)

Report No. 13170804H
 Test place Ise EMC Lab. No.3 Semi Anechoic Chamber
 Date January 7, 2020
 Temperature / Humidity 23 deg. C / 38 RH
 Engineer Junki Nagatomi
 Mode Tx 11ax-40 5310 MHz (OFDM)



* The measurement was conducted for a sufficiently long enough time to detect any possible spurious emissions. Final result of restricted band edge was shown in tabular data.

UL Japan, Inc.

Ise EMC Lab.

4383-326 Asama-cho, Ise-shi, Mie-ken 516-0021 JAPAN

Telephone : +81 596 24 8999

Facsimile : +81 596 24 8124

Radiated Spurious Emission
(IFA Antenna)

Report No. 13170804H
Test place Ise EMC Lab. No.3 Semi Anechoic Chamber
Date January 7, 2020 January 7, 2020 January 8, 2020
Temperature / Humidity 23 deg. C / 38 RH 23 deg. C / 35 % RH 22 deg. C / 39 RH
Engineer Junki Nagatomi Tomohisa Nakagawa Junki Nagatomi
(1 GHz - 10 GHz) (10 GHz - 18 GHz) (18 GHz - 26.5 GHz)
(26.5 GHz - 40 GHz)
Mode Tx 11ax-40 5510 MHz (OFDM)

Polarity	Frequency [MHz]	Detector	Reading [dBuV]	Ant.Fac. [dB/m]	Loss [dB]	Gain [dB]	Duty Factor [dB]	Result [dBuV/m]	Limit [dBuV/m]	Margin [dB]	Remark
Hori.	5460.000	PK	41.3	31.7	6.0	31.9	-	47.1	68.2	21.1	
Hori.	5470.000	PK	42.3	31.7	6.0	31.9	-	48.2	68.2	20.1	
Hori.	11020.000	PK	41.9	40.1	-2.7	33.6	-	45.6	73.9	28.3	Floor noise
Hori.	16530.000	PK	44.5	39.8	-1.6	32.7	-	50.0	68.2	18.2	Floor noise
Hori.	5460.000	AV	32.8	31.7	6.0	31.9	0.8	39.4	53.9	14.5	*1)
Hori.	11020.000	AV	33.7	40.1	-2.7	33.6	-	37.4	53.9	16.5	Floor noise
Vert.	5460.000	PK	42.3	31.7	6.0	31.9	-	48.1	68.2	20.1	
Vert.	5470.000	PK	43.7	31.7	6.0	31.9	-	49.5	68.2	18.7	
Vert.	11020.000	PK	42.3	40.1	-2.7	33.6	-	46.0	73.9	27.9	Floor noise
Vert.	16530.000	PK	45.4	39.8	-1.6	32.7	-	50.9	68.2	17.3	Floor noise
Vert.	5460.000	AV	33.3	31.7	6.0	31.9	0.8	39.8	53.9	14.1	*1)
Vert.	11020.000	AV	33.8	40.1	-2.7	33.6	-	37.5	53.9	16.4	Floor noise

Result = Reading + Ant Factor + Loss (Cable+Attenuator+Filter+Distance factor(above 1 GHz)) - Gain(Amplifier) + Duty factor

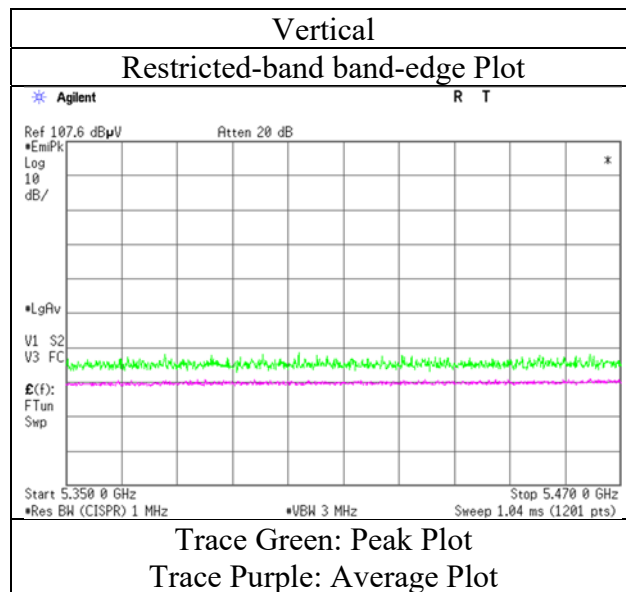
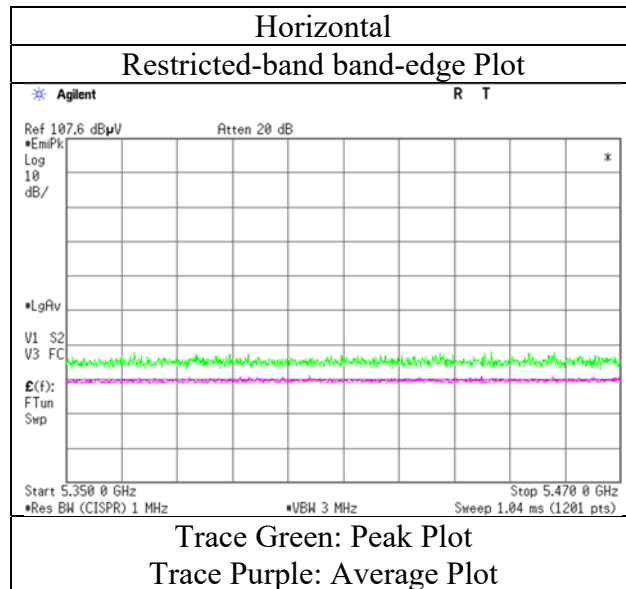
*Other frequency noises omitted in this report were not seen or had enough margin (more than 20 dB).

Distance factor: 1 GHz - 10 GHz 20log(3.9 m / 3.0 m) = 2.28 dB
10 GHz - 40 GHz 20log(1.0 m / 3.0 m) = -9.5 dB

*1) Not Out of Band emission(Leakage Power)

Radiated Spurious Emission
(IFA Antenna)

Report No. 13170804H
Test place Ise EMC Lab. No.3 Semi Anechoic Chamber
Date January 7, 2020
Temperature / Humidity 23 deg. C / 38 RH
Engineer Junki Nagatomi
Mode Tx 11ax-40 5510 MHz (OFDM)



* The measurement was conducted for a sufficiently long enough time to detect any possible spurious emissions. Final result of restricted band edge was shown in tabular data.

Radiated Spurious Emission
(IFA Antenna)

Report No. 13170804H
Test place Ise EMC Lab. No.3 Semi Anechoic Chamber
Date January 7, 2020 January 7, 2020 January 8, 2020
Temperature / Humidity 23 deg. C / 38 RH 23 deg. C / 35 % RH 22 deg. C / 39 RH
Engineer Junki Nagatomi Tomohisa Nakagawa Junki Nagatomi
(1 GHz - 10 GHz) (10 GHz - 18 GHz) (18 GHz - 26.5 GHz)
(26.5 GHz - 40 GHz)
Mode Tx 11ax-40 5550 MHz (OFDM)

Polarity	Frequency [MHz]	Detector	Reading [dBuV]	Ant.Fac. [dB/m]	Loss [dB]	Gain [dB]	Duty Factor [dB]	Result [dBuV/m]	Limit [dBuV/m]	Margin [dB]	Remark
Hori.	11100.000	PK	42.5	39.7	-2.7	33.6	-	45.9	73.9	28.0	Floor noise
Hori.	16650.000	PK	43.6	40.4	-1.5	32.7	-	49.8	68.2	18.4	Floor noise
Hori.	11100.000	AV	34.0	39.7	-2.7	33.6	-	37.5	53.9	16.5	Floor noise
Vert.	11100.000	PK	42.6	39.7	-2.7	33.6	-	46.1	73.9	27.8	Floor noise
Vert.	16650.000	PK	44.4	40.4	-1.5	32.7	-	50.6	68.2	17.6	Floor noise
Vert.	11100.000	AV	33.7	39.7	-2.7	33.6	-	37.2	53.9	16.7	Floor noise

Result = Reading + Ant Factor + Loss (Cable+Attenuator+Filter+Distance factor(above 1 GHz)) - Gain(Amplifier)

*Other frequency noises omitted in this report were not seen or had enough margin (more than 20 dB).

Distance factor: 1 GHz - 10 GHz $20\log(3.9\text{ m} / 3.0\text{ m}) = 2.28\text{ dB}$
10 GHz - 40 GHz $20\log(1.0\text{ m} / 3.0\text{ m}) = -9.5\text{ dB}$

Radiated Spurious Emission
(IFA Antenna)

Report No. 13170804H
Test place Ise EMC Lab. No.3 Semi Anechoic Chamber
Date January 7, 2020 January 7, 2020 January 8, 2020
Temperature / Humidity 23 deg. C / 38 RH 23 deg. C / 35 % RH 22 deg. C / 39 RH
Engineer Junki Nagatomi Tomohisa Nakagawa Junki Nagatomi
(1 GHz - 10 GHz) (10 GHz - 18 GHz) (18 GHz - 26.5 GHz)
(26.5 GHz - 40 GHz)
Mode Tx 11ax-40 5670 MHz (OFDM)

Polarity	Frequency [MHz]	Detector	Reading [dBuV]	Ant.Fac. [dB/m]	Loss [dB]	Gain [dB]	Duty Factor [dB]	Result [dBuV/m]	Limit [dBuV/m]	Margin [dB]	Remark
Hori.	5725.000	PK	42.8	32.0	6.1	31.9	-	49.0	68.2	19.2	
Hori.	11340.000	PK	42.5	39.9	-2.6	33.6	-	46.2	73.9	27.7	Floor noise
Hori.	17010.000	PK	43.9	42.0	-1.5	32.6	-	51.8	68.2	16.4	Floor noise
Hori.	11340.000	AV	33.5	39.9	-2.6	33.6	-	37.2	53.9	16.7	Floor noise
Vert.	5725.000	PK	43.3	32.0	6.1	31.9	-	49.5	68.2	18.7	
Vert.	11340.000	PK	41.9	39.9	-2.6	33.6	-	45.6	73.9	28.3	Floor noise
Vert.	17010.000	PK	43.9	42.0	-1.5	32.6	-	51.8	68.2	16.4	Floor noise
Vert.	11340.000	AV	33.4	39.9	-2.6	33.6	-	37.2	53.9	16.7	Floor noise

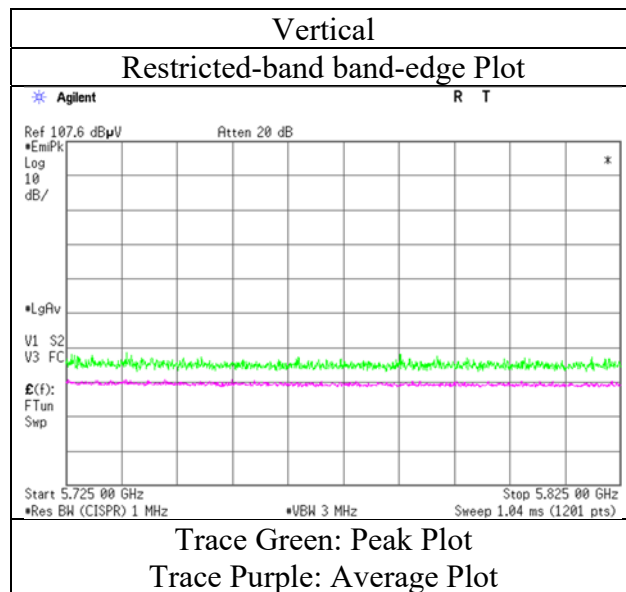
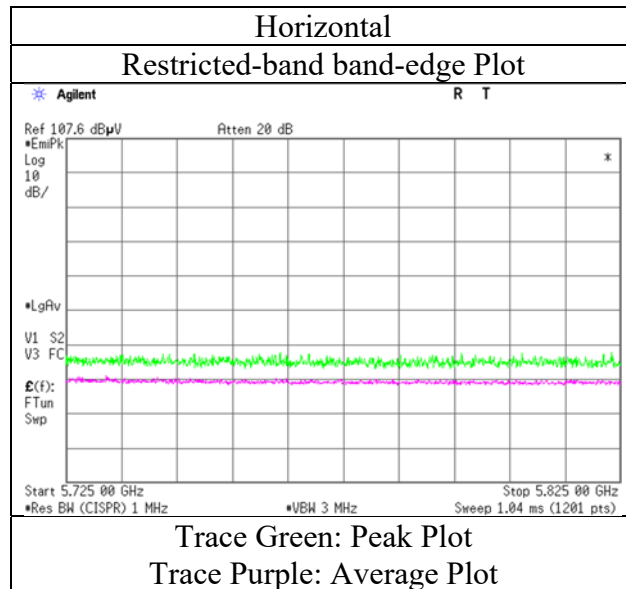
Result = Reading + Ant Factor + Loss (Cable+Attenuator+Filter+Distance factor(above 1 GHz)) - Gain(Amplifier)

*Other frequency noises omitted in this report were not seen or had enough margin (more than 20 dB).

Distance factor: 1 GHz - 10 GHz 20log(3.9 m / 3.0 m) = 2.28 dB
10 GHz - 40 GHz 20log(1.0 m / 3.0 m) = -9.5 dB

Radiated Spurious Emission
(IFA Antenna)

Report No. 13170804H
Test place Ise EMC Lab. No.3 Semi Anechoic Chamber
Date January 7, 2020
Temperature / Humidity 23 deg. C / 38 RH
Engineer Junki Nagatomi
Mode Tx 11ax-40 5670 MHz (OFDM)



* The measurement was conducted for a sufficiently long enough time to detect any possible spurious emissions. Final result of restricted band edge was shown in tabular data.

Radiated Spurious Emission
(IFA Antenna)

Report No. 13170804H
Test place Ise EMC Lab. No.3 Semi Anechoic Chamber
Date January 7, 2020 January 7, 2020 January 8, 2020 January 10, 2020
Temperature / Humidity 23 deg. C / 38 RH 23 deg. C / 35 % RH 22 deg. C / 39 RH 24 deg. C / 35 % RH
Engineer Junki Nagatomi Tomohisa Nakagawa Junki Nagatomi Tomohisa Nakagawa
(1 GHz - 10 GHz) (10 GHz - 18 GHz) (18 GHz - 26.5 GHz) (Below 1GHz)
(26.5 GHz - 40 GHz)
Mode Tx 11ax-40 5755 MHz (OFDM)

Polarity	Frequency [MHz]	Detector	Reading [dBuV]	Ant.Fac. [dB/m]	Loss [dB]	Gain [dB]	Duty Factor [dB]	Result [dBuV/m]	Limit [dBuV/m]	Margin [dB]	Remark
Hori.	49.083	QP	26.5	11.5	7.4	32.2	-	13.2	40.0	26.8	
Hori.	59.516	QP	26.6	8.0	7.5	32.2	-	10.0	40.0	30.1	
Hori.	95.514	QP	23.6	9.5	8.0	32.2	-	8.9	43.5	34.6	
Hori.	425.800	QP	22.3	16.1	10.8	32.0	-	17.3	46.0	28.7	
Hori.	600.800	QP	22.2	19.2	11.9	32.0	-	21.3	46.0	24.7	
Hori.	929.600	QP	21.2	22.0	13.7	30.8	-	26.1	46.0	19.9	
Hori.	5650.000	PK	41.3	31.8	6.1	31.9	-	47.3	68.2	21.0	
Hori.	5700.000	PK	43.8	31.9	6.1	31.9	-	49.9	105.2	55.3	
Hori.	5720.000	PK	51.5	32.0	6.1	31.9	-	57.6	110.8	53.2	
Hori.	5725.000	PK	51.6	32.0	6.1	31.9	-	57.8	122.2	64.5	
Hori.	11510.000	PK	42.9	39.7	-2.5	33.5	-	46.5	73.9	27.4	Floor noise
Hori.	17265.000	PK	44.8	42.9	-1.4	32.6	-	53.7	68.2	14.5	Floor noise
Hori.	11510.000	AV	33.2	39.7	-2.5	33.5	-	36.8	53.9	17.1	Floor noise
Vert.	49.083	QP	28.0	11.5	7.4	32.2	-	14.7	40.0	25.3	
Vert.	59.453	QP	32.6	8.0	7.5	32.2	-	16.0	40.0	24.0	
Vert.	95.471	QP	26.7	9.4	8.0	32.2	-	12.0	43.5	31.5	
Vert.	425.700	QP	22.7	16.1	10.8	32.0	-	17.7	46.0	28.3	
Vert.	600.500	QP	22.3	19.2	11.9	32.0	-	21.4	46.0	24.6	
Vert.	929.400	QP	21.3	22.0	13.7	30.8	-	26.2	46.0	19.8	
Vert.	5650.000	PK	40.7	31.8	6.1	31.9	-	46.7	68.2	21.6	
Vert.	5700.000	PK	43.0	31.9	6.1	31.9	-	49.0	105.2	56.2	
Vert.	5720.000	PK	50.9	32.0	6.1	31.9	-	57.0	110.8	53.8	
Vert.	5725.000	PK	49.9	32.0	6.1	31.9	-	56.1	122.2	66.1	
Vert.	11510.000	PK	41.8	39.7	-2.5	33.5	-	45.5	73.9	28.4	Floor noise
Vert.	17265.000	PK	44.4	42.9	-1.4	32.6	-	53.4	68.2	14.8	Floor noise
Vert.	11510.000	AV	33.1	39.7	-2.5	33.5	-	36.8	53.9	17.1	Floor noise

Result = Reading + Ant Factor + Loss (Cable+Attenuator+Filter+Distance factor(above 1 GHz)) - Gain(Amplifier)

*Other frequency noises omitted in this report were not seen or had enough margin (more than 20 dB).

Distance factor: 1 GHz - 10 GHz 20log(3.9 m / 3.0 m) = 2.28 dB
10 GHz - 40 GHz 20log(1.0 m / 3.0 m) = -9.5 dB

UL Japan, Inc.

Ise EMC Lab.

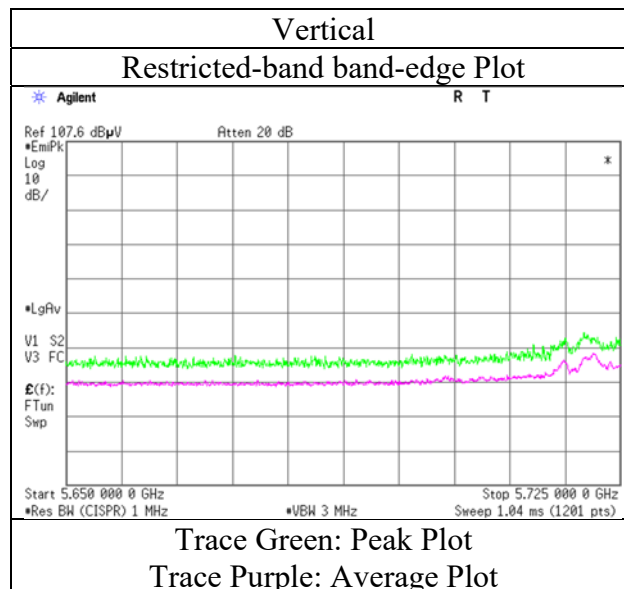
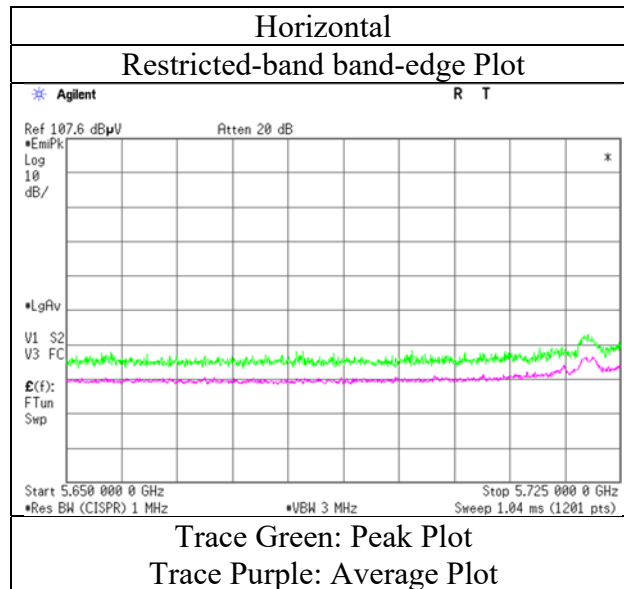
4383-326 Asama-cho, Ise-shi, Mie-ken 516-0021 JAPAN

Telephone : +81 596 24 8999

Facsimile : +81 596 24 8124

Radiated Spurious Emission
(IFA Antenna)

Report No. 13170804H
Test place Ise EMC Lab. No.3 Semi Anechoic Chamber
Date January 7, 2020
Temperature / Humidity 23 deg. C / 38 RH
Engineer Junki Nagatomi
Mode Tx 11ax-40 5755 MHz (OFDM)



* The measurement was conducted for a sufficiently long enough time to detect any possible spurious emissions. Final result of restricted band edge was shown in tabular data.

UL Japan, Inc.

Ise EMC Lab.

4383-326 Asama-cho, Ise-shi, Mie-ken 516-0021 JAPAN

Telephone : +81 596 24 8999

Facsimile : +81 596 24 8124

Radiated Spurious Emission
(IFA Antenna)

Report No. 13170804H
Test place Ise EMC Lab. No.3 Semi Anechoic Chamber
Date January 7, 2020 January 7, 2020 January 8, 2020
Temperature / Humidity 23 deg. C / 38 RH 23 deg. C / 35 % RH 22 deg. C / 39 RH
Engineer Junki Nagatomi Tomohisa Nakagawa Junki Nagatomi
(1 GHz - 10 GHz) (10 GHz - 18 GHz) (18 GHz - 26.5 GHz)
(26.5 GHz - 40 GHz)
Mode Tx 11ax-40 5795 MHz (OFDM)

Polarity	Frequency [MHz]	Detector	Reading [dBuV]	Ant.Fac. [dB/m]	Loss [dB]	Gain [dB]	Duty Factor [dB]	Result [dBuV/m]	Limit [dBuV/m]	Margin [dB]	Remark
Hori.	5850.000	PK	42.1	32.2	6.1	31.9	-	48.6	122.2	73.6	
Hori.	5855.000	PK	41.6	32.2	6.1	31.9	-	48.0	110.8	62.8	
Hori.	5875.000	PK	41.7	32.3	6.2	31.9	-	48.2	105.2	57.0	
Hori.	5925.000	PK	41.1	32.3	6.2	31.9	-	47.6	68.2	20.6	
Hori.	11590.000	PK	43.3	39.3	-2.4	33.5	-	46.6	73.9	27.3	Floor noise
Hori.	17385.000	PK	43.2	44.4	-1.3	32.6	-	53.6	68.2	14.6	Floor noise
Hori.	11590.000	AV	33.8	39.3	-2.4	33.5	-	37.1	53.9	16.8	Floor noise
Vert.	5850.000	PK	44.4	32.2	6.1	31.9	-	50.8	122.2	71.4	
Vert.	5855.000	PK	42.9	32.2	6.1	31.9	-	49.3	110.8	61.5	
Vert.	5875.000	PK	41.2	32.3	6.2	31.9	-	47.6	105.2	57.6	
Vert.	5925.000	PK	41.3	32.3	6.2	31.9	-	47.9	68.2	20.4	
Vert.	11590.000	PK	42.2	39.3	-2.4	33.5	-	45.5	73.9	28.4	Floor noise
Vert.	17385.000	PK	43.4	44.4	-1.3	32.6	-	53.8	68.2	14.4	Floor noise
Vert.	11590.000	AV	33.4	39.3	-2.4	33.5	-	36.7	53.9	17.2	Floor noise

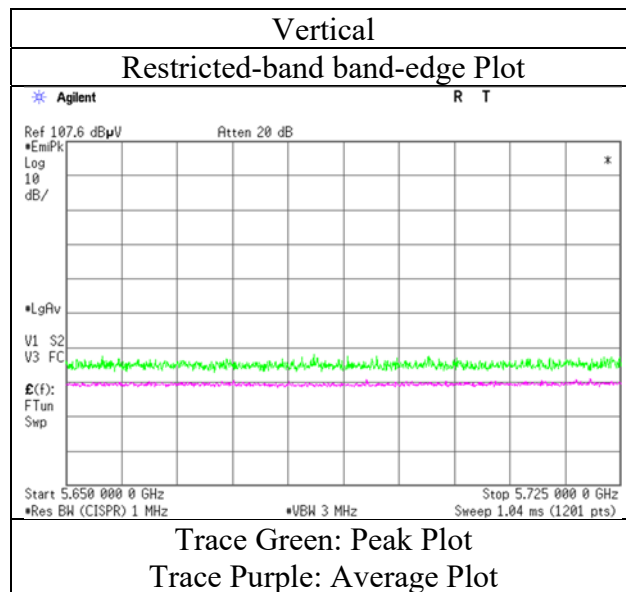
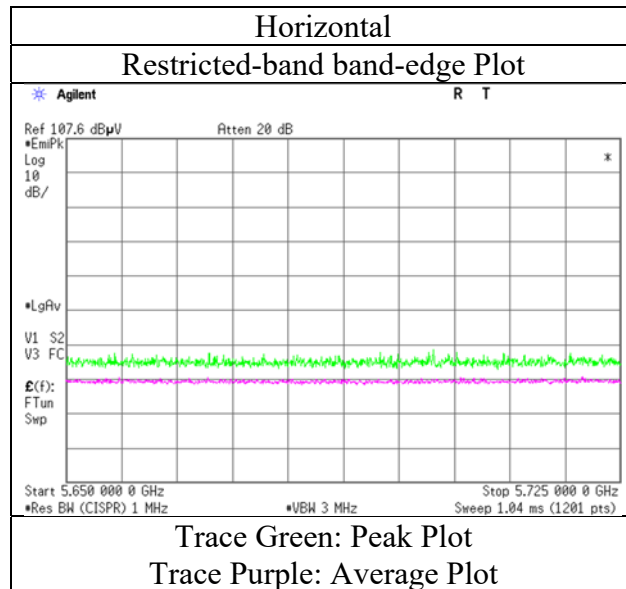
Result = Reading + Ant Factor + Loss (Cable+Attenuator+Filter+Distance factor(above 1 GHz)) - Gain(Amplifier)

*Other frequency noises omitted in this report were not seen or had enough margin (more than 20 dB).

Distance factor: 1 GHz - 10 GHz $20\log(3.9\text{ m} / 3.0\text{ m}) = 2.28\text{ dB}$
10 GHz - 40 GHz $20\log(1.0\text{ m} / 3.0\text{ m}) = -9.5\text{ dB}$

Radiated Spurious Emission
 (IFA Antenna)

Report No. 13170804H
 Test place Ise EMC Lab. No.3 Semi Anechoic Chamber
 Date January 7, 2020
 Temperature / Humidity 23 deg. C / 38 RH
 Engineer Junki Nagatomi
 Mode Tx 11ax-40 5795 MHz (OFDM)



* The measurement was conducted for a sufficiently long enough time to detect any possible spurious emissions. Final result of restricted band edge was shown in tabular data.

Radiated Spurious Emission
(IFA Antenna)

Report No. 13170804H
Test place Ise EMC Lab. No.3 Semi Anechoic Chamber
Date January 7, 2020 January 7, 2020 January 8, 2020
Temperature / Humidity 23 deg. C / 38 RH 23 deg. C / 35 % RH 22 deg. C / 39 RH
Engineer Junki Nagatomi Tomohisa Nakagawa Junki Nagatomi
(1 GHz - 10 GHz) (10 GHz - 18 GHz) (18 GHz - 26.5 GHz)
(26.5 GHz - 40 GHz)
Mode Tx 11ax-80 5210 MHz (OFDM)

Polarity	Frequency [MHz]	Detector	Reading [dBuV]	Ant.Fac. [dB/m]	Loss [dB]	Gain [dB]	Duty Factor [dB]	Result [dBuV/m]	Limit [dBuV/m]	Margin [dB]	Remark
Hori.	5150.000	PK	41.7	31.7	5.9	31.8	-	47.5	73.9	26.4	
Hori.	10420.000	PK	40.8	40.0	-3.1	33.5	-	44.3	68.2	24.0	Floor noise
Hori.	15630.000	PK	43.9	37.5	-1.6	32.8	-	47.1	73.9	26.9	Floor noise
Hori.	5150.000	AV	32.9	31.7	5.9	31.8	0.8	39.4	53.9	14.5	*1)
Hori.	15630.000	AV	35.3	37.5	-1.6	32.8	-	38.4	53.9	15.5	Floor noise
Vert.	5150.000	PK	42.8	31.7	5.9	31.8	-	48.6	73.9	25.3	
Vert.	10420.000	PK	41.9	40.0	-3.1	33.5	-	45.4	68.2	22.9	Floor noise
Vert.	15630.000	PK	44.4	37.5	-1.6	32.8	-	47.5	73.9	26.4	Floor noise
Vert.	5150.000	AV	33.5	31.7	5.9	31.8	0.8	40.1	53.9	13.8	*1)
Vert.	15630.000	AV	35.3	37.5	-1.6	32.8	-	38.4	53.9	15.5	Floor noise

Result = Reading + Ant Factor + Loss (Cable+Attenuator+Filter+Distance factor(above 1 GHz)) - Gain(Amplifier) + Duty factor

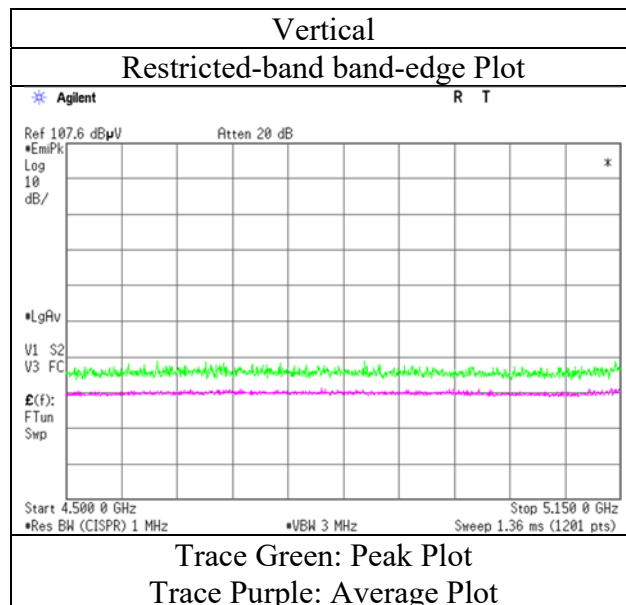
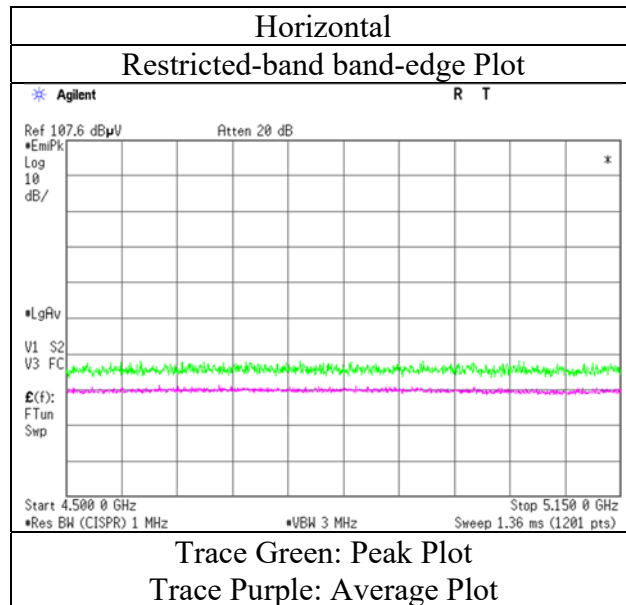
*Other frequency noises omitted in this report were not seen or had enough margin (more than 20 dB).

Distance factor: 1 GHz - 10 GHz 20log(3.9 m / 3.0 m) = 2.28 dB
10 GHz - 40 GHz 20log(1.0 m / 3.0 m) = -9.5 dB

*1) Not Out of Band emission(Leakage Power)

Radiated Spurious Emission
(IFA Antenna)

Report No. 13170804H
Test place Ise EMC Lab. No.3 Semi Anechoic Chamber
Date January 7, 2020
Temperature / Humidity 23 deg. C / 38 RH
Engineer Junki Nagatomi
Mode Tx 11ax-80 5210 MHz (OFDM)



* The measurement was conducted for a sufficiently long enough time to detect any possible spurious emissions. Final result of restricted band edge was shown in tabular data.

UL Japan, Inc.

Ise EMC Lab.

4383-326 Asama-cho, Ise-shi, Mie-ken 516-0021 JAPAN

Telephone : +81 596 24 8999

Facsimile : +81 596 24 8124

Radiated Spurious Emission
(IFA Antenna)

Report No. 13170804H
Test place Ise EMC Lab. No.3 Semi Anechoic Chamber
Date January 7, 2020 January 7, 2020 January 8, 2020
Temperature / Humidity 23 deg. C / 38 RH 23 deg. C / 35 % RH 22 deg. C / 39 RH
Engineer Junki Nagatomi Tomohisa Nakagawa Junki Nagatomi
(1 GHz - 10 GHz) (10 GHz - 18 GHz) (18 GHz - 26.5 GHz)
(26.5 GHz - 40 GHz)
Mode Tx 11ax-80 5290 MHz (OFDM)

Polarity	Frequency [MHz]	Detector	Reading [dBuV]	Ant.Fac. [dB/m]	Loss [dB]	Gain [dB]	Duty Factor [dB]	Result [dBuV/m]	Limit [dBuV/m]	Margin [dB]	Remark
Hori.	5350.000	PK	46.1	31.5	6.0	31.8	-	51.7	73.9	22.2	
Hori.	5354.922	PK	45.4	31.5	6.0	31.8	-	51.0	73.9	22.9	
Hori.	10580.000	PK	42.2	39.9	-3.0	33.6	-	45.5	68.2	22.7	Floor noise
Hori.	15870.000	PK	43.2	37.6	-1.7	32.8	-	46.3	73.9	27.6	Floor noise
Hori.	5350.000	AV	36.8	31.5	6.0	31.8	0.8	43.2	53.9	10.7	*1)
Hori.	5354.922	AV	37.2	31.5	6.0	31.8	0.8	43.5	53.9	10.4	*1)
Hori.	15870.000	AV	34.8	37.6	-1.7	32.8	-	37.9	53.9	16.0	Floor noise
Vert.	5350.000	PK	47.3	31.5	6.0	31.8	-	52.9	73.9	21.0	
Vert.	5354.922	PK	48.4	31.5	6.0	31.8	-	53.9	73.9	20.0	
Vert.	10580.000	PK	42.2	39.9	-3.0	33.6	-	45.6	68.2	22.6	Floor noise
Vert.	15870.000	PK	43.6	37.6	-1.7	32.8	-	46.7	73.9	27.2	Floor noise
Vert.	5350.000	AV	37.1	31.5	6.0	31.8	0.8	43.5	53.9	10.4	*1)
Vert.	5354.922	AV	37.7	31.5	6.0	31.8	0.8	44.1	53.9	9.8	*1)
Vert.	15870.000	AV	34.6	37.6	-1.7	32.8	-	37.7	53.9	16.2	Floor noise

Result = Reading + Ant Factor + Loss (Cable+Attenuator+Filter+Distance factor(above 1 GHz)) - Gain(Amplifier) + Duty factor

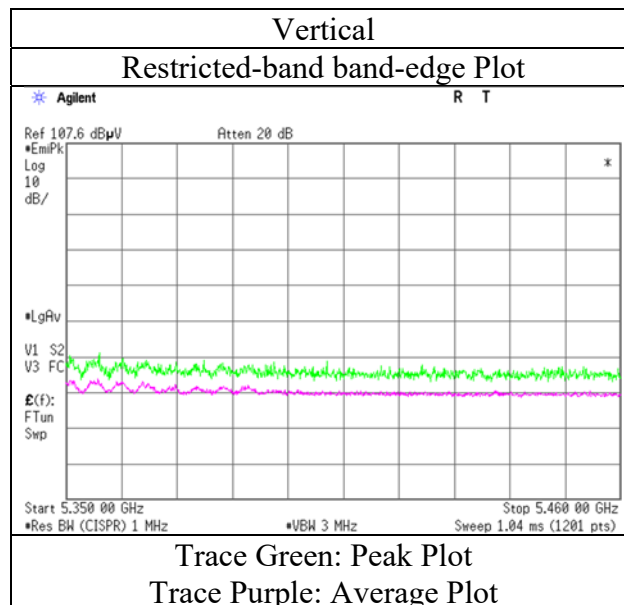
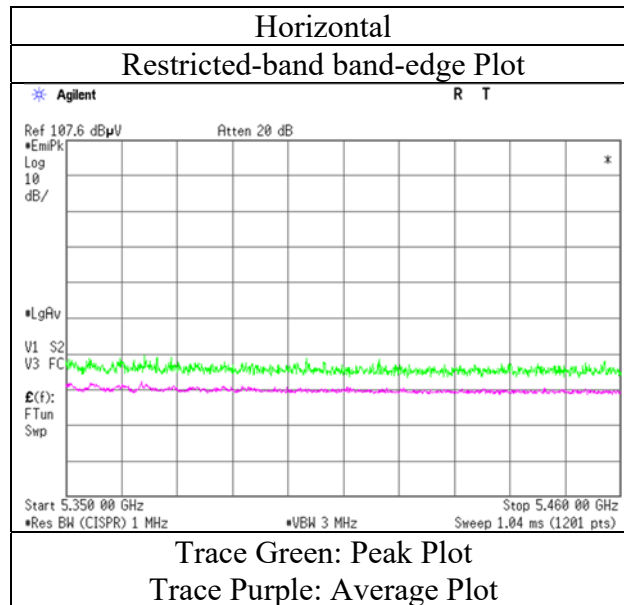
*Other frequency noises omitted in this report were not seen or had enough margin (more than 20 dB).

Distance factor: 1 GHz - 10 GHz 20log(3.9 m / 3.0 m) = 2.28 dB
10 GHz - 40 GHz 20log(1.0 m / 3.0 m) = -9.5 dB

*1) Not Out of Band emission(Leakage Power)

Radiated Spurious Emission
(IFA Antenna)

Report No. 13170804H
Test place Ise EMC Lab. No.3 Semi Anechoic Chamber
Date January 7, 2020
Temperature / Humidity 23 deg. C / 38 RH
Engineer Junki Nagatomi
Mode Tx 11ax-80 5290 MHz (OFDM)



* The measurement was conducted for a sufficiently long enough time to detect any possible spurious emissions. Final result of restricted band edge was shown in tabular data.

UL Japan, Inc.

Ise EMC Lab.

4383-326 Asama-cho, Ise-shi, Mie-ken 516-0021 JAPAN

Telephone : +81 596 24 8999

Facsimile : +81 596 24 8124

Radiated Spurious Emission
(IFA Antenna)

Report No. 13170804H
Test place Ise EMC Lab. No.3 Semi Anechoic Chamber
Date January 7, 2020 January 8, 2020
Temperature / Humidity 23deg. C / 35 % RH 22 deg. C / 39 RH
Engineer Tomohisa Nakagawa Junki Nagatomi
(1 GHz - 18 GHz) (18 GHz - 26.5 GHz)
(26.5 GHz - 40 GHz)
Mode Tx 11ax-80 5530 MHz (OFDM)

Polarity	Frequency [MHz]	Detector	Reading [dBuV]	Ant.Fac. [dB/m]	Loss [dB]	Gain [dB]	Duty Factor [dB]	Result [dBuV/m]	Limit [dBuV/m]	Margin [dB]	Remark
Hori.	5460.000	PK	46.6	31.7	6.1	31.9	-	52.6	68.2	15.7	
Hori.	5470.000	PK	47.0	31.7	6.1	31.9	-	53.0	68.2	15.3	
Hori.	11060.000	PK	43.4	39.8	-2.7	33.6	-	46.9	73.9	27.0	Floor noise
Hori.	16590.000	PK	44.6	40.3	-1.6	32.7	-	50.7	68.2	17.5	Floor noise
Hori.	5460.000	AV	31.4	31.7	6.1	31.9	0.8	38.1	53.9	15.8	*1)
Hori.	11060.000	AV	33.6	39.8	-2.7	33.6	-	37.1	53.9	16.8	Floor noise
Vert.	5460.000	PK	45.1	31.7	6.1	31.9	-	51.0	68.2	17.2	
Vert.	5470.000	PK	46.6	31.7	6.1	31.9	-	52.5	68.2	15.7	
Vert.	11060.000	PK	42.0	39.8	-2.7	33.6	-	45.5	73.9	28.4	Floor noise
Vert.	16590.000	PK	44.6	40.3	-1.6	32.7	-	50.6	68.2	17.6	Floor noise
Vert.	5460.000	AV	35.1	31.7	6.1	31.9	0.8	41.8	53.9	12.1	*1)
Vert.	11060.000	AV	33.5	39.8	-2.7	33.6	-	37.0	53.9	16.9	Floor noise

Result = Reading + Ant Factor + Loss (Cable+Attenuator+Filter+Distance factor(above 1 GHz)) - Gain(Amplifier) + Duty factor

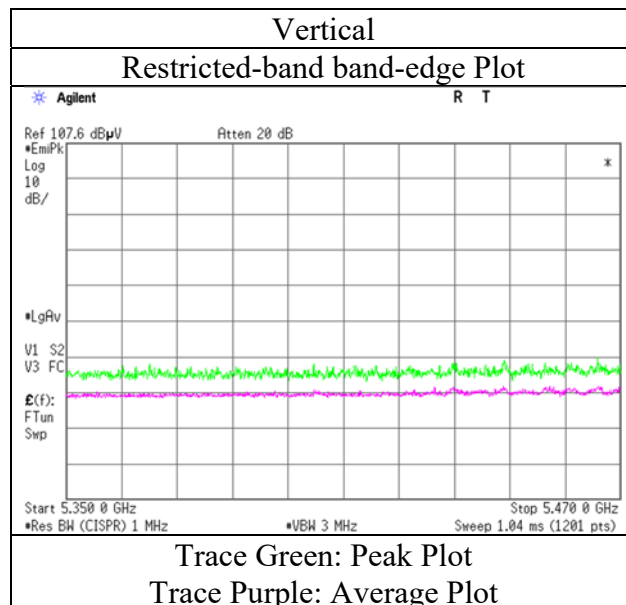
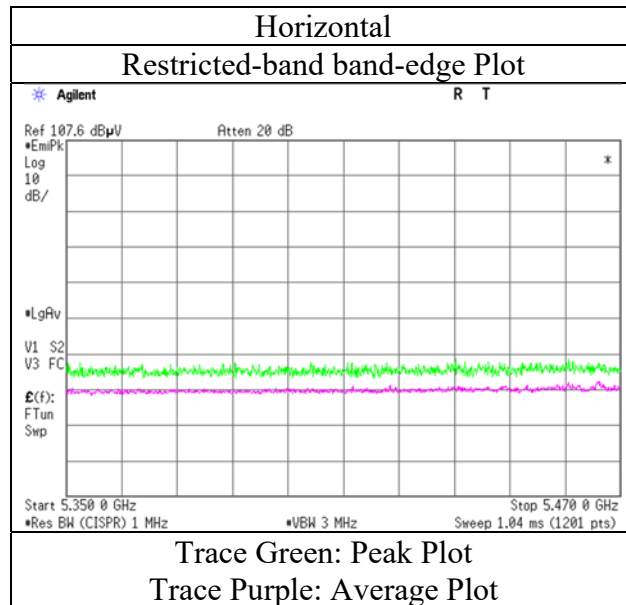
*Other frequency noises omitted in this report were not seen or had enough margin (more than 20 dB).

Distance factor: 1 GHz - 10 GHz 20log(3.9 m / 3.0 m) = 2.28 dB
10 GHz - 40 GHz 20log(1.0 m / 3.0 m) = -9.5 dB

*1) Not Out of Band emission(Leakage Power)

Radiated Spurious Emission
(IFA Antenna)

Report No. 13170804H
Test place Ise EMC Lab. No.3 Semi Anechoic Chamber
Date January 7, 2020
Temperature / Humidity 23deg. C / 35 % RH
Engineer Tomohisa Nakagawa
Mode Tx 11ax-80 5530 MHz (OFDM)



* The measurement was conducted for a sufficiently long enough time to detect any possible spurious emissions. Final result of restricted band edge was shown in tabular data.

UL Japan, Inc.

Ise EMC Lab.

4383-326 Asama-cho, Ise-shi, Mie-ken 516-0021 JAPAN

Telephone : +81 596 24 8999

Facsimile : +81 596 24 8124

Radiated Spurious Emission
(IFA Antenna)

Report No. 13170804H
Test place Ise EMC Lab. No.3 Semi Anechoic Chamber
Date January 7, 2020 January 8, 2020
Temperature / Humidity 23deg. C / 35 % RH 22 deg. C / 39 RH
Engineer Tomohisa Nakagawa Junki Nagatomi
(1 GHz - 18 GHz) (18 GHz - 26.5 GHz)
(26.5 GHz - 40 GHz)
Mode Tx 11ax-80 5610 MHz (OFDM)

Polarity	Frequency [MHz]	Detector	Reading [dBuV]	Ant.Fac. [dB/m]	Loss [dB]	Gain [dB]	Duty Factor [dB]	Result [dBuV/m]	Limit [dBuV/m]	Margin [dB]	Remark
Hori.	5750.000	PK	41.2	32.0	6.1	31.9	-	47.4	68.2	20.9	
Hori.	11220.000	PK	42.0	39.6	-2.6	33.6	-	45.4	73.9	28.6	Floor noise
Hori.	16830.000	PK	43.6	41.5	-1.5	32.6	-	51.0	68.2	17.3	Floor noise
Hori.	11220.000	AV	34.1	39.6	-2.6	33.6	-	37.5	53.9	16.4	Floor noise
Vert.	5750.000	PK	42.3	32.0	6.1	31.9	-	48.5	68.2	19.7	
Vert.	11220.000	PK	42.8	39.6	-2.6	33.6	-	46.2	73.9	27.7	Floor noise
Vert.	16830.000	PK	43.1	41.5	-1.5	32.6	-	50.5	68.2	17.7	Floor noise
Vert.	11220.000	AV	33.7	39.6	-2.6	33.6	-	37.1	53.9	16.8	Floor noise

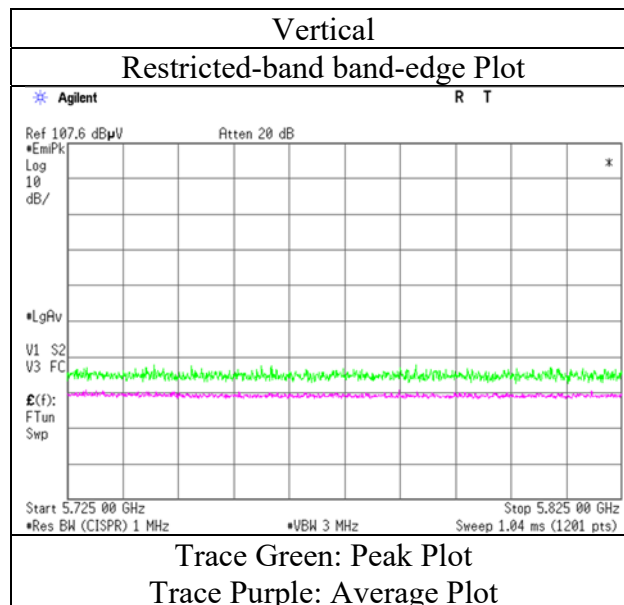
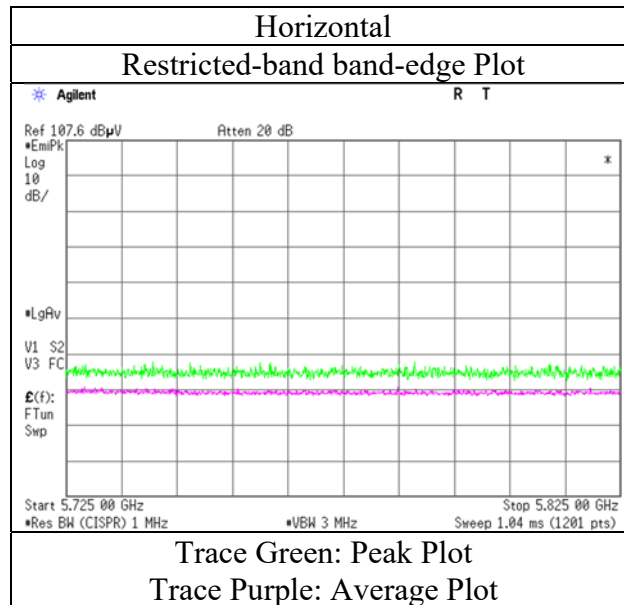
Result = Reading + Ant Factor + Loss (Cable+Attenuator+Filter+Distance factor(above 1 GHz)) - Gain(Amplifier)

*Other frequency noises omitted in this report were not seen or had enough margin (more than 20 dB).

Distance factor: 1 GHz - 10 GHz 20log(3.9 m / 3.0 m) = 2.28 dB
10 GHz - 40 GHz 20log(1.0 m / 3.0 m) = -9.5 dB

Radiated Spurious Emission
(IFA Antenna)

Report No. 13170804H
Test place Ise EMC Lab. No.3 Semi Anechoic Chamber
Date January 7, 2020
Temperature / Humidity 23deg. C / 35 % RH
Engineer Tomohisa Nakagawa
Mode Tx 11ax-80 5610 MHz (OFDM)



* The measurement was conducted for a sufficiently long enough time to detect any possible spurious emissions. Final result of restricted band edge was shown in tabular data.

Radiated Spurious Emission
(IFA Antenna)

Report No. 13170804H
Test place Ise EMC Lab. No.3 Semi Anechoic Chamber
Date January 7, 2020 January 8, 2020
Temperature / Humidity 23deg. C / 35 % RH 22 deg. C / 39 RH
Engineer Tomohisa Nakagawa Junki Nagatomi
(1 GHz - 18 GHz) (18 GHz - 26.5 GHz)
(26.5 GHz - 40 GHz)
Mode Tx 11ax-80 5775 MHz (OFDM)

Polarity	Frequency [MHz]	Detector	Reading [dBuV]	Ant.Fac. [dB/m]	Loss [dB]	Gain [dB]	Duty Factor [dB]	Result [dBuV/m]	Limit [dBuV/m]	Margin [dB]	Remark
Hori.	5650.000	PK	41.6	31.8	6.2	31.9	-	47.7	68.2	20.6	
Hori.	5700.000	PK	45.5	31.9	6.2	31.9	-	51.7	105.2	53.5	
Hori.	5720.000	PK	48.1	32.0	6.2	31.9	-	54.4	110.8	56.4	
Hori.	5725.000	PK	49.8	32.0	6.2	31.9	-	56.1	122.2	66.1	
Hori.	5850.000	PK	49.7	32.2	6.3	31.9	-	56.3	122.2	65.9	
Hori.	5855.000	PK	48.9	32.2	6.3	31.9	-	55.4	110.8	55.4	
Hori.	5875.000	PK	45.5	32.3	6.3	31.9	-	52.1	105.2	53.1	
Hori.	5925.000	PK	41.7	32.3	6.3	31.9	-	48.3	68.2	19.9	
Hori.	11550.000	PK	42.0	39.8	-2.5	33.5	-	45.8	73.9	28.1	Floor noise
Hori.	17325.000	PK	43.6	43.8	-1.4	32.6	-	53.4	68.2	14.8	Floor noise
Hori.	11550.000	AV	33.3	39.8	-2.5	33.5	-	37.1	53.9	16.8	Floor noise
Vert.	5650.000	PK	42.1	31.8	6.2	31.9	-	48.1	68.2	20.1	
Vert.	5700.000	PK	48.3	31.9	6.2	31.9	-	54.5	105.2	50.7	
Vert.	5720.000	PK	51.6	32.0	6.2	31.9	-	57.8	110.8	53.0	
Vert.	5725.000	PK	52.0	32.0	6.2	31.9	-	58.3	122.2	63.9	
Vert.	5850.000	PK	44.2	32.2	6.3	31.9	-	50.8	122.2	71.4	
Vert.	5855.000	PK	43.8	32.2	6.3	31.9	-	50.4	110.8	60.4	
Vert.	5875.000	PK	43.9	32.3	6.3	31.9	-	50.5	105.2	54.7	
Vert.	5925.000	PK	43.7	32.3	6.3	31.9	-	50.3	68.2	17.9	
Vert.	11550.000	PK	41.9	39.8	-2.5	33.5	-	45.7	73.9	28.2	Floor noise
Vert.	17325.000	PK	43.8	43.8	-1.4	32.6	-	53.6	68.2	14.6	Floor noise
Vert.	11550.000	AV	33.4	39.8	-2.5	33.5	-	37.2	53.9	16.7	Floor noise

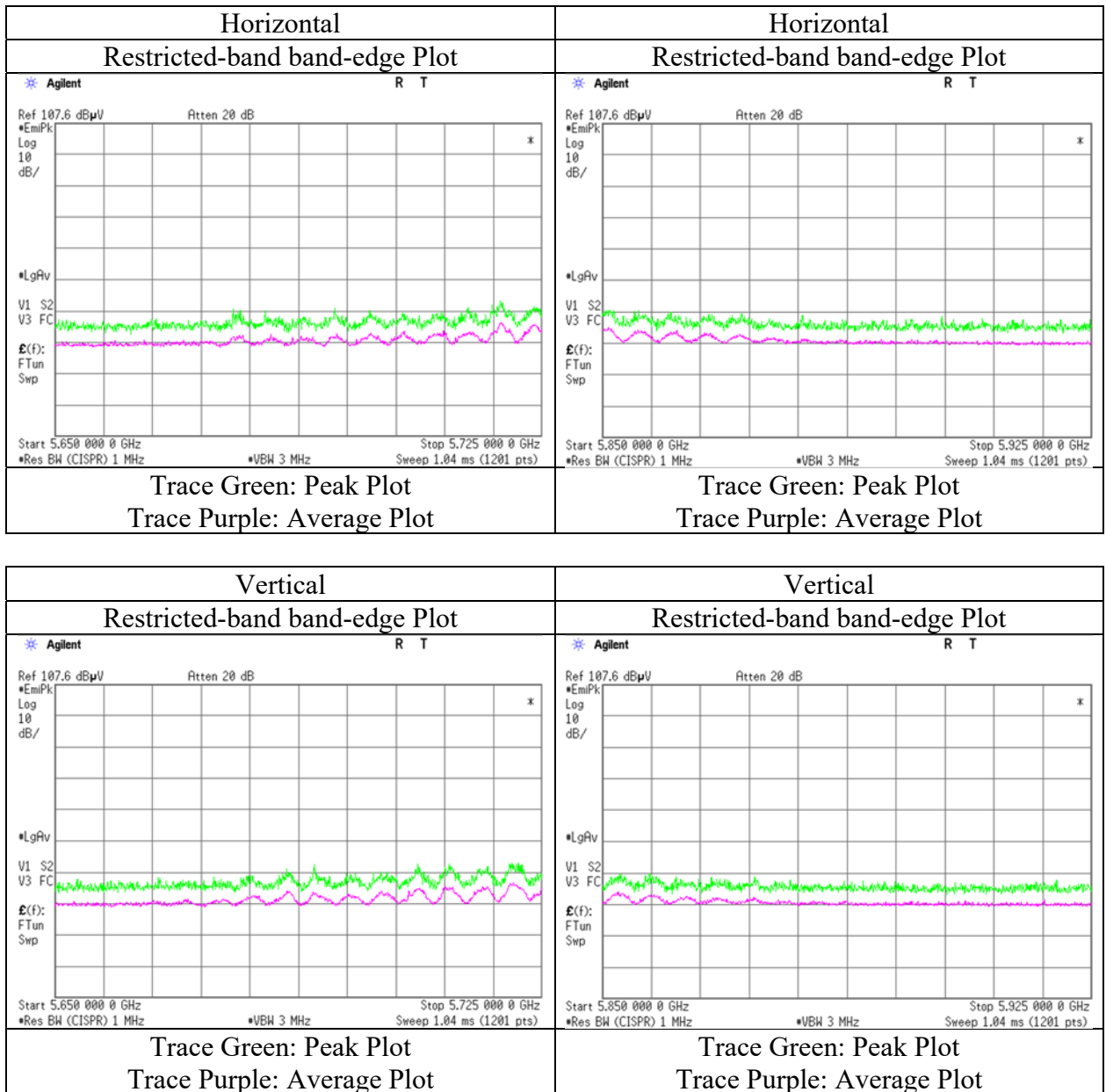
Result = Reading + Ant Factor + Loss (Cable+Attenuator+Filter+Distance factor(above 1 GHz)) - Gain(Amplifier)

*Other frequency noises omitted in this report were not seen or had enough margin (more than 20 dB).

Distance factor: 1 GHz - 10 GHz 20log(3.9 m / 3.0 m) = 2.28 dB
10 GHz - 40 GHz 20log(1.0 m / 3.0 m) = -9.5 dB

Radiated Spurious Emission
 (IFA Antenna)

Report No.	13170804H
Test place	Ise EMC Lab. No.3 Semi Anechoic Chamber
Date	January 7, 2020
Temperature / Humidity	23deg. C / 35 % RH
Engineer	Tomohisa Nakagawa
Mode	Tx 11ax-80 5775 MHz (OFDM)



* The measurement was conducted for a sufficiently long enough time to detect any possible spurious emissions. Final result of restricted band edge was shown in tabular data.

Radiated Spurious Emission
(IFA Antenna)

Report No. 13170804H
Test place Ise EMC Lab. No.3 Semi Anechoic Chamber
Date January 31, 2020
Temperature / Humidity 22 deg. C / 45 % RH
Engineer Hiroyuki Furutaka
(1 GHz - 10 GHz)
Mode Tx 11ax-20 5180 MHz (26-tone RU)

RU Index 0

Polarity	Frequency [MHz]	Detector	Reading [dBuV]	Ant.Fac. [dB/m]	Loss [dB]	Gain [dB]	Duty Factor [dB]	Result [dBuV/m]	Limit [dBuV/m]	Margin [dB]	Remark
Hori.	5150.000	PK	44.1	31.7	5.9	31.8	-	49.9	73.9	24.0	
Hori.	5150.000	AV	32.5	31.7	5.9	31.8	0.2	38.5	53.9	15.4	*1)
Vert.	5150.000	PK	44.4	31.7	5.9	31.8	-	50.2	73.9	23.7	
Vert.	5150.000	AV	32.9	31.7	5.9	31.8	0.2	38.9	53.9	15.0	*1)

Result = Reading + Ant Factor + Loss (Cable+Attenuator+Filter+Distance factor(above 1 GHz)) - Gain(Amplifier) + Duty factor

*Other frequency noises omitted in this report were not seen or had enough margin (more than 20 dB).

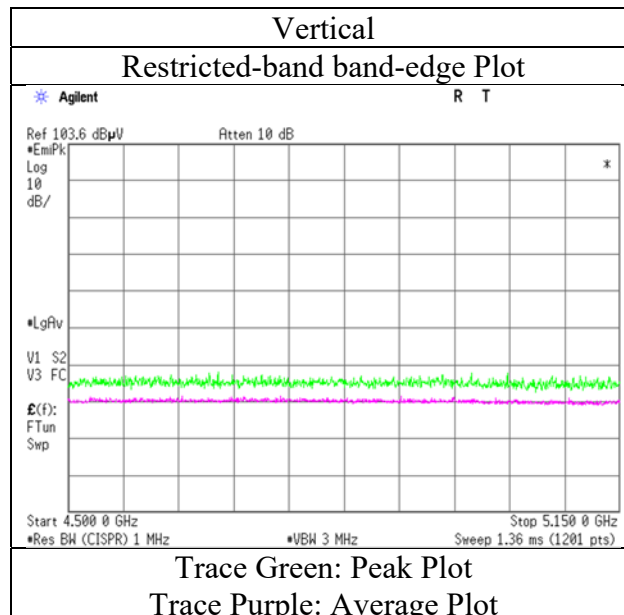
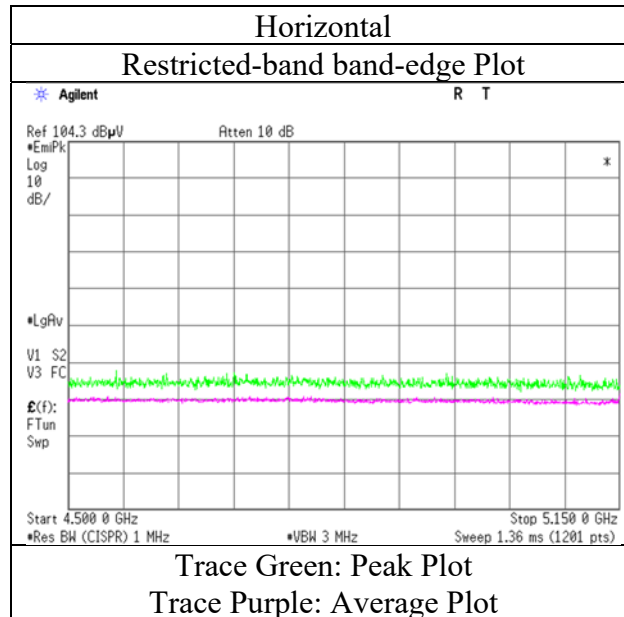
Distance factor: 1 GHz - 10 GHz $20\log(3.9\text{ m} / 3.0\text{ m}) = 2.28\text{ dB}$

*1) Not Out of Band emission(Leakage Power)

Radiated Spurious Emission
(IFA Antenna)

Report No. 13170804H
Test place Ise EMC Lab. No.3 Semi Anechoic Chamber
Date January 31, 2020
Temperature / Humidity 22 deg. C / 45 % RH
Engineer Hiroyuki Furutaka
(1 GHz - 10 GHz)
Mode Tx 11ax-20 5180 MHz (26-tone RU)

RU Index 0



* The measurement was conducted for a sufficiently long enough time to detect any possible spurious emissions. Final result of restricted band edge was shown in tabular data.

UL Japan, Inc.

Ise EMC Lab.

4383-326 Asama-cho, Ise-shi, Mie-ken 516-0021 JAPAN

Telephone : +81 596 24 8999

Facsimile : +81 596 24 8124

Radiated Spurious Emission
(IFA Antenna)

Report No. 13170804H
Test place Ise EMC Lab. No.3 Semi Anechoic Chamber
Date February 1, 2020
Temperature / Humidity 21 deg. C / 36 % RH
Engineer Junki Nagatomi
(1 GHz - 10 GHz)
Mode Tx 11ax-20 5180 MHz (52-tone RU)

RU Index 37

Polarity	Frequency [MHz]	Detector	Reading [dBuV]	Ant.Fac. [dB/m]	Loss [dB]	Gain [dB]	Duty Factor [dB]	Result [dBuV/m]	Limit [dBuV/m]	Margin [dB]	Remark
Hori.	5150.000	PK	41.4	31.7	5.9	31.8	-	47.2	73.9	26.7	
Hori.	5150.000	AV	33.0	31.7	5.9	31.8	0.2	39.0	53.9	14.9	*1)
Vert.	5150.000	PK	40.6	31.7	5.9	31.8	-	46.4	73.9	27.6	
Vert.	5150.000	AV	33.0	31.7	5.9	31.8	0.2	39.0	53.9	14.9	*1)

Result = Reading + Ant Factor + Loss (Cable+Attenuator+Filter+Distance factor(above 1 GHz)) - Gain(Amplifier) + Duty factor

*Other frequency noises omitted in this report were not seen or had enough margin (more than 20 dB).

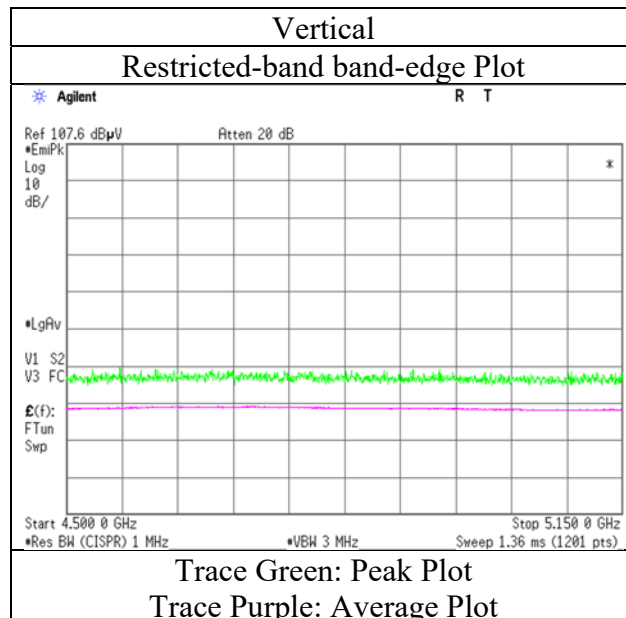
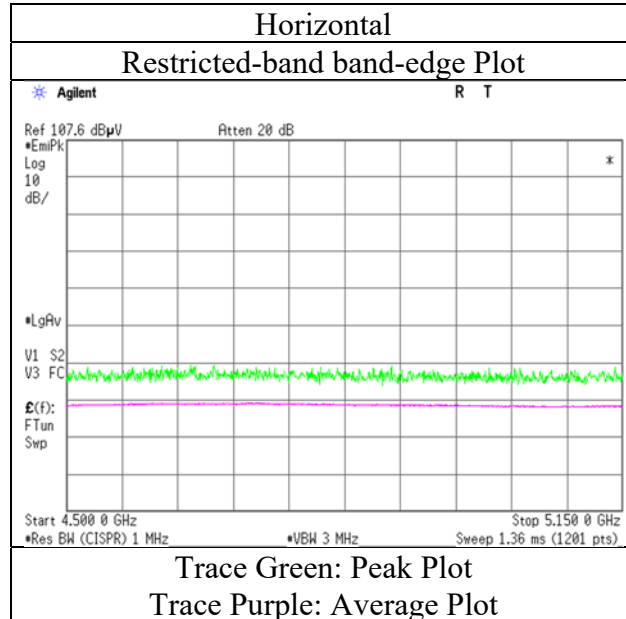
Distance factor: 1 GHz - 10 GHz $20\log(3.9\text{ m} / 3.0\text{ m}) = 2.28\text{ dB}$
10 GHz - 40 GHz $20\log(1.0\text{ m} / 3.0\text{ m}) = -9.5\text{ dB}$

*1) Not Out of Band emission (Leakage Power)

Radiated Spurious Emission
(IFA Antenna)

Report No. 13170804H
Test place Ise EMC Lab. No.3 Semi Anechoic Chamber
Date February 1, 2020
Temperature / Humidity 21 deg. C / 36 % RH
Engineer Junki Nagatomi
(1 GHz - 10 GHz)
Mode Tx 11ax-20 5180 MHz (52-tone RU)

RU Index 37



* The measurement was conducted for a sufficiently long enough time to detect any possible spurious emissions. Final result of restricted band edge was shown in tabular data.

UL Japan, Inc.

Ise EMC Lab.

4383-326 Asama-cho, Ise-shi, Mie-ken 516-0021 JAPAN

Telephone : +81 596 24 8999

Facsimile : +81 596 24 8124

Radiated Spurious Emission
(IFA Antenna)

Report No. 13170804H
Test place Ise EMC Lab. No.3 Semi Anechoic Chamber
Date February 1, 2020
Temperature / Humidity 21 deg. C / 36 % RH
Engineer Junki Nagatomi
(1 GHz - 10 GHz)
Mode Tx 11ax-20 5180 MHz (106-tone RU)

RU Index 53

Polarity	Frequency [MHz]	Detector	Reading [dBuV]	Ant.Fac. [dB/m]	Loss [dB]	Gain [dB]	Duty Factor [dB]	Result [dBuV/m]	Limit [dBuV/m]	Margin [dB]	Remark
Hori.	5150.000	PK	41.7	31.7	5.9	31.8	-	47.5	73.9	26.5	
Hori.	5150.000	AV	32.8	31.7	5.9	31.8	0.2	38.9	53.9	15.0	*1)
Vert.	5150.000	PK	40.9	31.7	5.9	31.8	-	46.7	73.9	27.2	
Vert.	5150.000	AV	32.8	31.7	5.9	31.8	0.2	38.9	53.9	15.0	*1)

Result = Reading + Ant Factor + Loss (Cable+Attenuator+Filter+Distance factor(above 1 GHz)) - Gain(Amplifier) + Duty factor

*Other frequency noises omitted in this report were not seen or had enough margin (more than 20 dB).

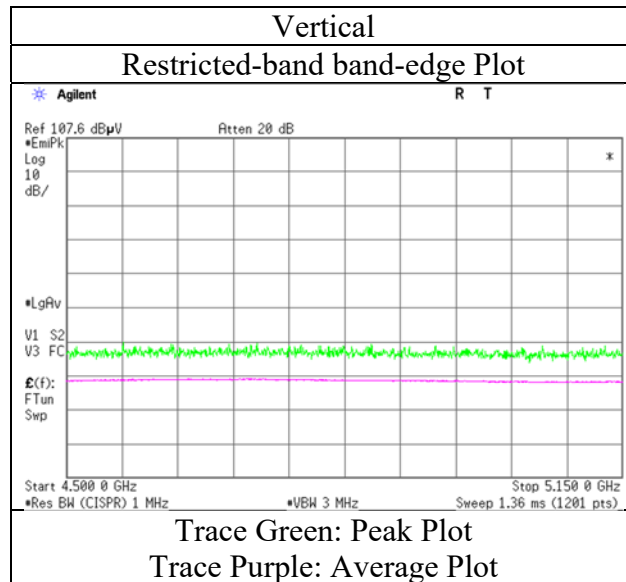
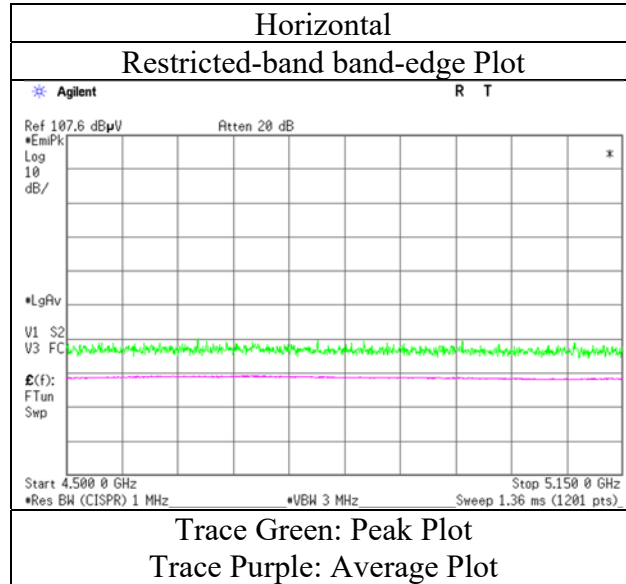
Distance factor: 1 GHz - 10 GHz $20\log(3.9\text{ m} / 3.0\text{ m}) = 2.28\text{ dB}$

*1) Not Out of Band emission(Leakage Power)

Radiated Spurious Emission
(IFA Antenna)

Report No. 13170804H
Test place Ise EMC Lab. No.3 Semi Anechoic Chamber
Date February 1, 2020
Temperature / Humidity 21 deg. C / 36 % RH
Engineer Junki Nagatomi
(1 GHz - 10 GHz)
Mode Tx 11ax-20 5180 MHz (106-tone RU)

RU Index 53



* The measurement was conducted for a sufficiently long enough time to detect any possible spurious emissions. Final result of restricted band edge was shown in tabular data.

UL Japan, Inc.

Ise EMC Lab.

4383-326 Asama-cho, Ise-shi, Mie-ken 516-0021 JAPAN

Telephone : +81 596 24 8999

Facsimile : +81 596 24 8124

Radiated Spurious Emission
(IFA Antenna)

Report No. 13170804H
Test place Ise EMC Lab. No.4 Semi Anechoic Chamber
Date April 9, 2020
Temperature / Humidity 22 deg. C / 32 % RH
Engineer Yuta Moriya
(1 GHz - 10 GHz)
Mode Tx 11ax-20 5180 MHz (242-tone RU)

RU Index 61

Polarity	Frequency [MHz]	Detector	Reading [dBuV]	Ant.Fac. [dB/m]	Loss [dB]	Gain [dB]	Duty Factor [dB]	Result [dBuV/m]	Limit [dBuV/m]	Margin [dB]	Remark
Hori.	5150.000	PK	40.4	32.1	6.2	31.3	-	47.4	73.9	26.5	
Hori.	5150.000	AV	32.5	32.1	6.2	31.3	0.3	39.7	53.9	14.2	*1)
Vert.	5150.000	PK	40.8	32.1	6.2	31.3	-	47.7	73.9	26.2	
Vert.	5150.000	AV	32.7	32.1	6.2	31.3	0.3	39.9	53.9	14.0	*1)

Result = Reading + Ant Factor + Loss (Cable+Attenuator+Filter+Distance factor(above 1 GHz)) - Gain(Amplifier) + Duty factor

*Other frequency noises omitted in this report were not seen or had enough margin (more than 20 dB).

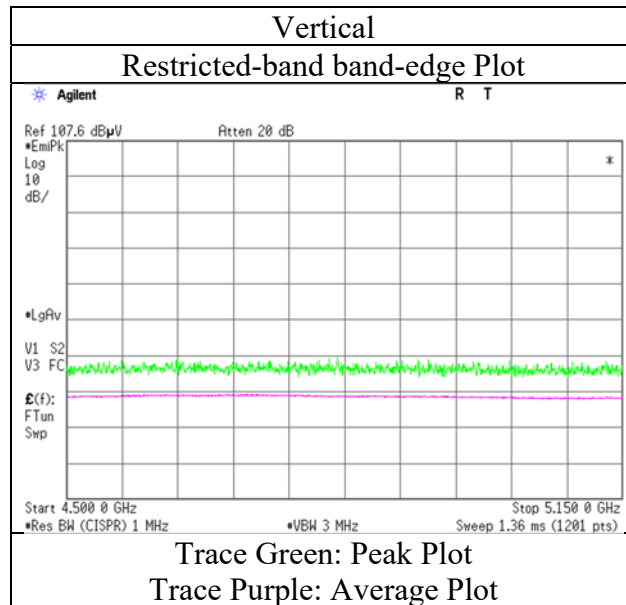
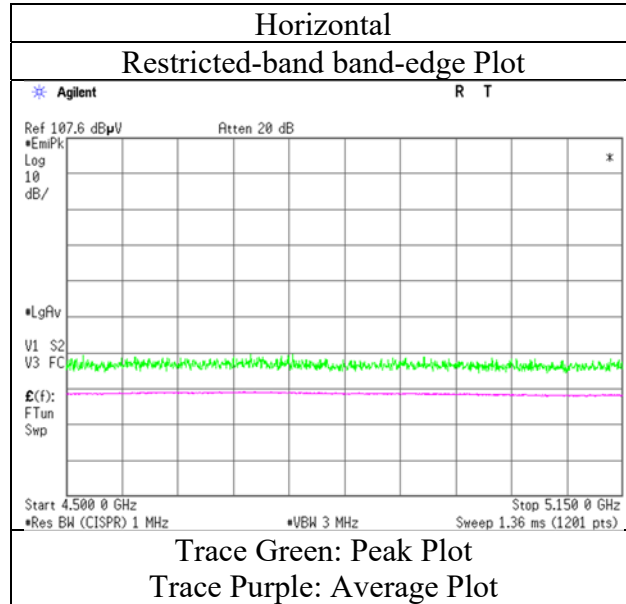
Distance factor: 1 GHz - 10 GHz $20\log(3.9\text{ m} / 3.0\text{ m}) = 2.28\text{ dB}$

*1) Not Out of Band emission(Leakage Power)

Radiated Spurious Emission
 (IFA Antenna)

Report No. 13170804H
 Test place Ise EMC Lab. No.4 Semi Anechoic Chamber
 Date April 9, 2020
 Temperature / Humidity 22 deg. C / 32 % RH
 Engineer Yuta Moriya
 (1 GHz - 10 GHz)
 Mode Tx 11ax-20 5180 MHz (242-tone RU)

RU Index 61



* The measurement was conducted for a sufficiently long enough time to detect any possible spurious emissions. Final result of restricted band edge was shown in tabular data.

UL Japan, Inc.

Ise EMC Lab.

4383-326 Asama-cho, Ise-shi, Mie-ken 516-0021 JAPAN

Telephone : +81 596 24 8999

Facsimile : +81 596 24 8124

Radiated Spurious Emission
(IFA Antenna)

Report No. 13170804H
Test place Ise EMC Lab. No.3 Semi Anechoic Chamber
Date February 1, 2020
Temperature / Humidity 21 deg. C / 36 % RH
Engineer Junki Nagatomi
(1 GHz - 10 GHz)
Mode Tx 11ax-20 5320 MHz (26-tone RU)

RU Index 8

Polarity	Frequency [MHz]	Detector	Reading [dBuV]	Ant.Fac. [dB/m]	Loss [dB]	Gain [dB]	Duty Factor [dB]	Result [dBuV/m]	Limit [dBuV/m]	Margin [dB]	Remark
Hori.	5350.000	PK	42.4	31.5	6.0	31.8	-	47.9	73.9	26.0	
Hori.	5350.000	AV	33.0	31.5	6.0	31.8	0.2	38.8	53.9	15.1	*1)
Vert.	5350.000	PK	41.7	31.5	6.0	31.8	-	47.2	73.9	26.7	
Vert.	5350.000	AV	33.0	31.5	6.0	31.8	0.2	38.8	53.9	15.1	*1)

Result = Reading + Ant Factor + Loss (Cable+Attenuator+Filter+Distance factor(above 1 GHz)) - Gain(Amplifier) + Duty factor

*Other frequency noises omitted in this report were not seen or had enough margin (more than 20 dB).

Distance factor: 1 GHz - 10 GHz $20\log(3.9\text{ m} / 3.0\text{ m}) = 2.28\text{ dB}$

*1) Not Out of Band emission(Leakage Power)

UL Japan, Inc.

Ise EMC Lab.

4383-326 Asama-cho, Ise-shi, Mie-ken 516-0021 JAPAN

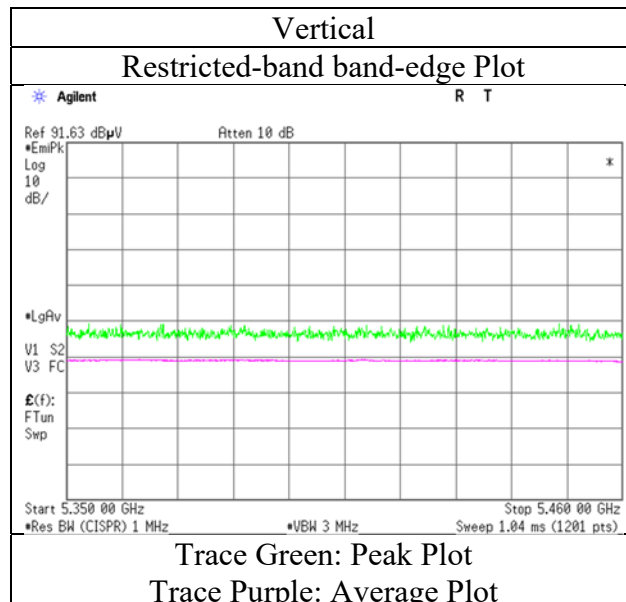
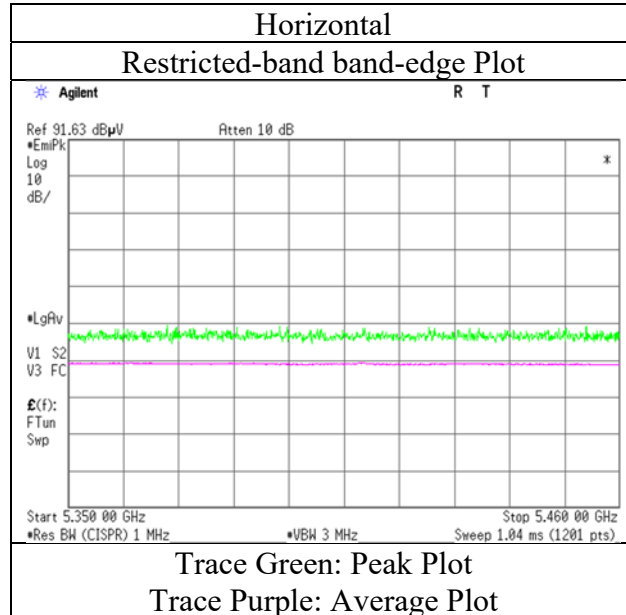
Telephone : +81 596 24 8999

Facsimile : +81 596 24 8124

Radiated Spurious Emission
(IFA Antenna)

Report No. 13170804H
Test place Ise EMC Lab. No.3 Semi Anechoic Chamber
Date February 1, 2020
Temperature / Humidity 21 deg. C / 36 % RH
Engineer Junki Nagatomi
(1 GHz - 10 GHz)
Mode Tx 11ax-20 5320 MHz (26-tone RU)

RU Index 8



* The measurement was conducted for a sufficiently long enough time to detect any possible spurious emissions. Final result of restricted band edge was shown in tabular data.

UL Japan, Inc.

Ise EMC Lab.

4383-326 Asama-cho, Ise-shi, Mie-ken 516-0021 JAPAN

Telephone : +81 596 24 8999

Facsimile : +81 596 24 8124

Radiated Spurious Emission
(IFA Antenna)

Report No. 13170804H
Test place Ise EMC Lab. No.3 Semi Anechoic Chamber
Date February 1, 2020
Temperature / Humidity 21 deg. C / 36 % RH
Engineer Junki Nagatomi
(1 GHz - 10 GHz)
Mode Tx 11ax-20 5320 MHz (52-tone RU)

RU Index 40

Polarity	Frequency [MHz]	Detector	Reading [dBuV]	Ant.Fac. [dB/m]	Loss [dB]	Gain [dB]	Duty Factor [dB]	Result [dBuV/m]	Limit [dBuV/m]	Margin [dB]	Remark
Hori.	5350.000	PK	41.7	31.5	6.0	31.8	-	47.3	73.9	26.6	
Hori.	5350.000	AV	32.9	31.5	6.0	31.8	0.2	38.7	53.9	15.2	*1)
Vert.	5350.000	PK	42.0	31.5	6.0	31.8	-	47.6	73.9	26.3	
Vert.	5350.000	AV	32.9	31.5	6.0	31.8	0.2	38.7	53.9	15.2	*1)

Result = Reading + Ant Factor + Loss (Cable+Attenuator+Filter+Distance factor(above 1 GHz)) - Gain(Amplifier) + Duty factor

*Other frequency noises omitted in this report were not seen or had enough margin (more than 20 dB).

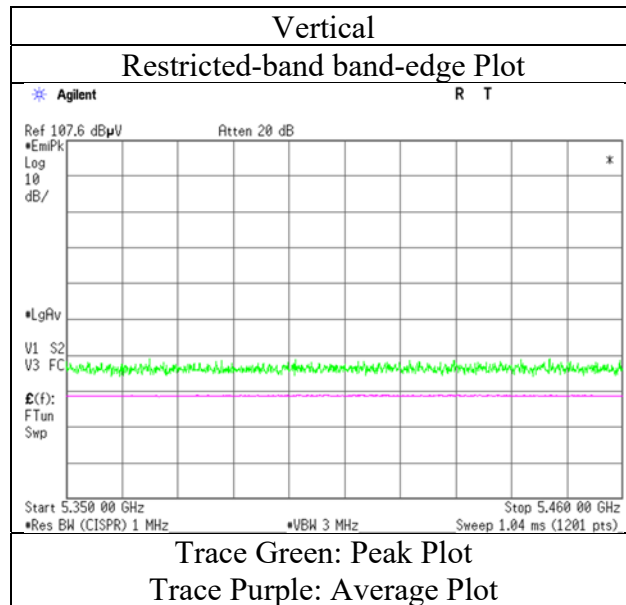
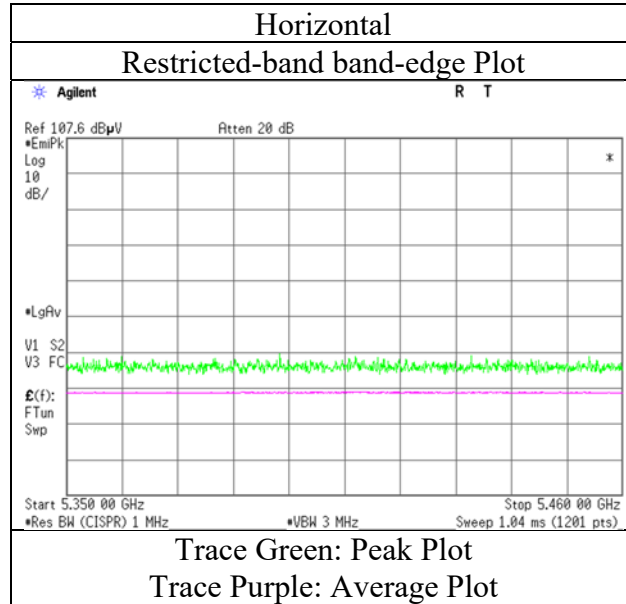
Distance factor: 1 GHz - 10 GHz $20\log(3.9\text{ m} / 3.0\text{ m}) = 2.28\text{ dB}$

*1) Not Out of Band emission(Leakage Power)

Radiated Spurious Emission
(IFA Antenna)

Report No. 13170804H
Test place Ise EMC Lab. No.3 Semi Anechoic Chamber
Date February 1, 2020
Temperature / Humidity 21 deg. C / 36 % RH
Engineer Junki Nagatomi
(1 GHz - 10 GHz)
Mode Tx 11ax-20 5320 MHz (52-tone RU)

RU Index 40



* The measurement was conducted for a sufficiently long enough time to detect any possible spurious emissions. Final result of restricted band edge was shown in tabular data.

UL Japan, Inc.

Ise EMC Lab.

4383-326 Asama-cho, Ise-shi, Mie-ken 516-0021 JAPAN

Telephone : +81 596 24 8999

Facsimile : +81 596 24 8124

Radiated Spurious Emission
(IFA Antenna)

Report No. 13170804H
Test place Ise EMC Lab. No.3 Semi Anechoic Chamber
Date February 1, 2020
Temperature / Humidity 21 deg. C / 36 % RH
Engineer Junki Nagatomi
(1 GHz - 10 GHz)
Mode Tx 11ax-20 5320 MHz (106-tone RU)

RU Index 54

Polarity	Frequency [MHz]	Detector	Reading [dBuV]	Ant.Fac. [dB/m]	Loss [dB]	Gain [dB]	Duty Factor [dB]	Result [dBuV/m]	Limit [dBuV/m]	Margin [dB]	Remark
Hori.	5350.000	PK	43.2	31.5	6.0	31.8	-	48.8	73.9	25.1	
Hori.	5350.000	AV	33.6	31.5	6.0	31.8	0.2	39.4	53.9	14.5	*1)
Vert.	5350.000	PK	41.5	31.5	6.0	31.8	-	47.1	73.9	26.8	
Vert.	5350.000	AV	33.6	31.5	6.0	31.8	0.2	39.4	53.9	14.5	*1)

Result = Reading + Ant Factor + Loss (Cable+Attenuator+Filter+Distance factor(above 1 GHz)) - Gain(Amplifier) + Duty factor

*Other frequency noises omitted in this report were not seen or had enough margin (more than 20 dB).

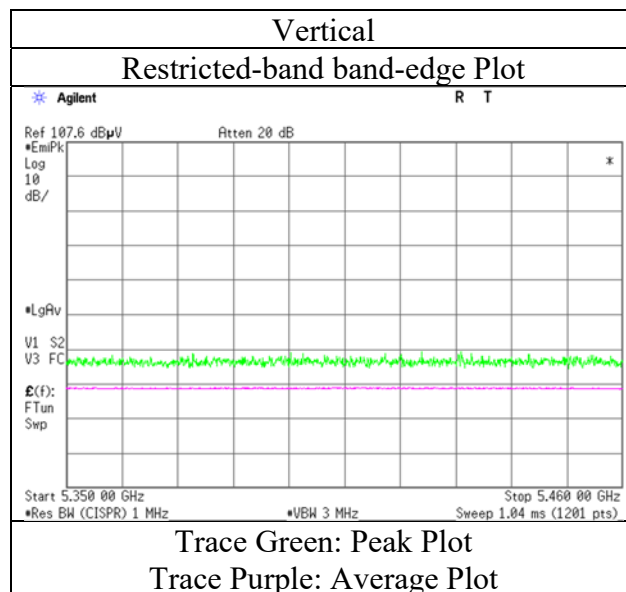
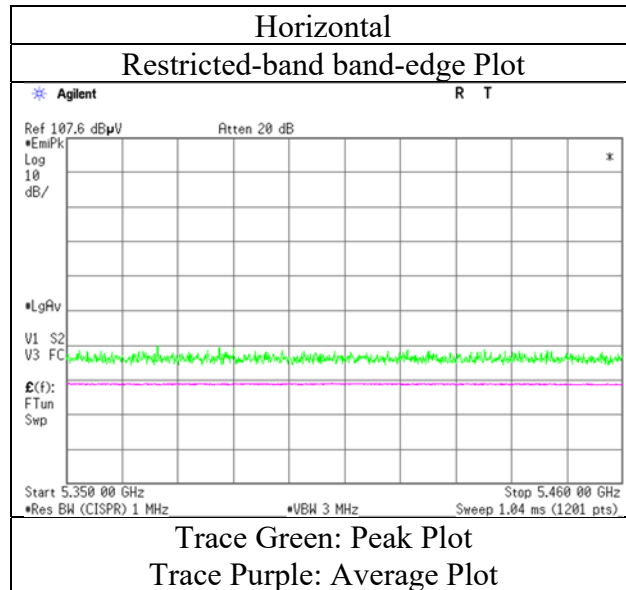
Distance factor: 1 GHz - 10 GHz 20log(3.9 m / 3.0 m) = 2.28 dB

*1) Not Out of Band emission(Leakage Power)

Radiated Spurious Emission
(IFA Antenna)

Report No. 13170804H
Test place Ise EMC Lab. No.3 Semi Anechoic Chamber
Date February 1, 2020
Temperature / Humidity 21 deg. C / 36 % RH
Engineer Junki Nagatomi
(1 GHz - 10 GHz)
Mode Tx 11ax-20 5320 MHz (106-tone RU)

RU Index 54



* The measurement was conducted for a sufficiently long enough time to detect any possible spurious emissions. Final result of restricted band edge was shown in tabular data.

Radiated Spurious Emission
(IFA Antenna)

Report No. 13170804H
Test place Ise EMC Lab. No.4 Semi Anechoic Chamber
Date April 9, 2020
Temperature / Humidity 22 deg. C / 32 % RH
Engineer Yuta Moriya
(1 GHz - 10 GHz)
Mode Tx 11ax-20 5320 MHz (242-tone RU)

RU Index 61

Polarity	Frequency [MHz]	Detector	Reading [dBuV]	Ant.Fac. [dB/m]	Loss [dB]	Gain [dB]	Duty Factor [dB]	Result [dBuV/m]	Limit [dBuV/m]	Margin [dB]	Remark
Hori.	5350.000	PK	53.1	31.7	6.3	31.3	-	59.8	73.9	14.1	
Hori.	5350.000	AV	34.9	31.7	6.3	31.3	0.3	41.9	53.9	12.0	*1)
Vert.	5350.000	PK	42.8	31.7	6.3	31.3	-	49.5	73.9	24.4	
Vert.	5350.000	AV	33.4	31.7	6.3	31.3	0.3	40.3	53.9	13.6	*1)

Result = Reading + Ant Factor + Loss (Cable+Attenuator+Filter+Distance factor(above 1 GHz)) - Gain(Amplifier) + Duty factor

*Other frequency noises omitted in this report were not seen or had enough margin (more than 20 dB).

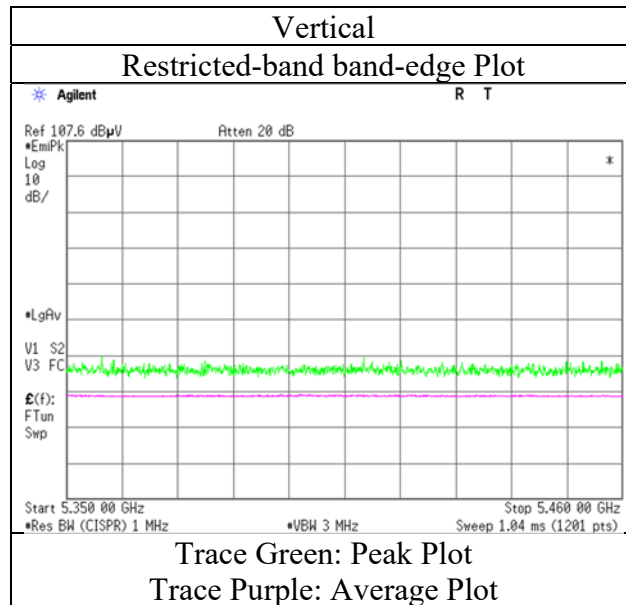
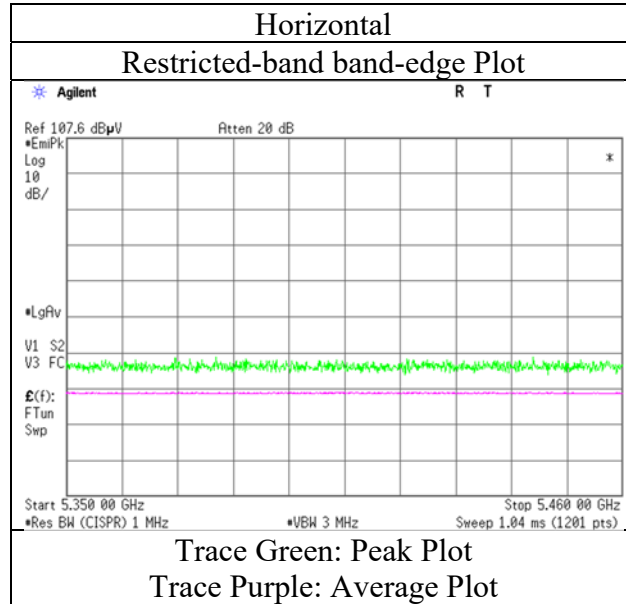
Distance factor: 1 GHz - 10 GHz $20\log(3.9\text{ m} / 3.0\text{ m}) = 2.28\text{ dB}$

*1) Not Out of Band emission(Leakage Power)

Radiated Spurious Emission
 (IFA Antenna)

Report No. 13170804H
 Test place Ise EMC Lab. No.4 Semi Anechoic Chamber
 Date April 9, 2020
 Temperature / Humidity 22 deg. C / 32 % RH
 Engineer Yuta Moriya
 (1 GHz - 10 GHz)
 Mode Tx 11ax-20 5320 MHz (242-tone RU)

RU Index 61



* The measurement was conducted for a sufficiently long enough time to detect any possible spurious emissions. Final result of restricted band edge was shown in tabular data.

UL Japan, Inc.

Ise EMC Lab.

4383-326 Asama-cho, Ise-shi, Mie-ken 516-0021 JAPAN

Telephone : +81 596 24 8999

Facsimile : +81 596 24 8124

Radiated Spurious Emission
(IFA Antenna)

Report No. 13170804H
Test place Ise EMC Lab. No.3 Semi Anechoic Chamber
Date February 1, 2020
Temperature / Humidity 21 deg. C / 36 % RH
Engineer Junki Nagatomi
(1 GHz - 10 GHz)
Mode Tx 11ax-20 5500 MHz (26-tone RU)

RU Index 0

Polarity	Frequency [MHz]	Detector	Reading [dBuV]	Ant.Fac. [dB/m]	Loss [dB]	Gain [dB]	Duty Factor [dB]	Result [dBuV/m]	Limit [dBuV/m]	Margin [dB]	Remark
Hori.	5460.000	PK	41.5	31.7	6.0	31.9	-	47.3	68.2	20.9	
Hori.	5470.000	PK	42.2	31.7	6.0	31.9	-	48.0	68.2	20.2	
Hori.	5460.000	AV	32.6	31.7	6.0	31.9	0.2	38.7	53.9	15.2	*1)
Vert.	5460.000	PK	41.5	31.7	6.0	31.9	-	47.3	68.2	20.9	
Vert.	5470.000	PK	41.7	31.7	6.0	31.9	-	47.5	68.2	20.7	
Vert.	5460.000	AV	32.6	31.7	6.0	31.9	0.2	38.7	53.9	15.2	*1)

Result = Reading + Ant Factor + Loss (Cable+Attenuator+Filter+Distance factor(above 1 GHz)) - Gain(Amplifier) + Duty factor

*Other frequency noises omitted in this report were not seen or had enough margin (more than 20 dB).

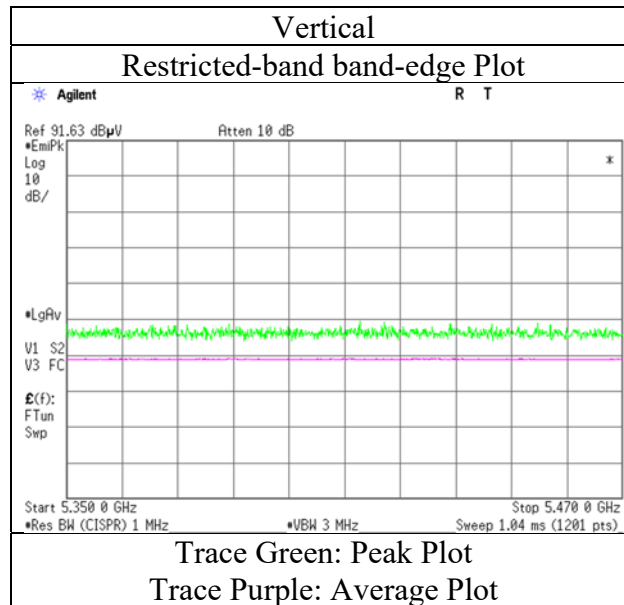
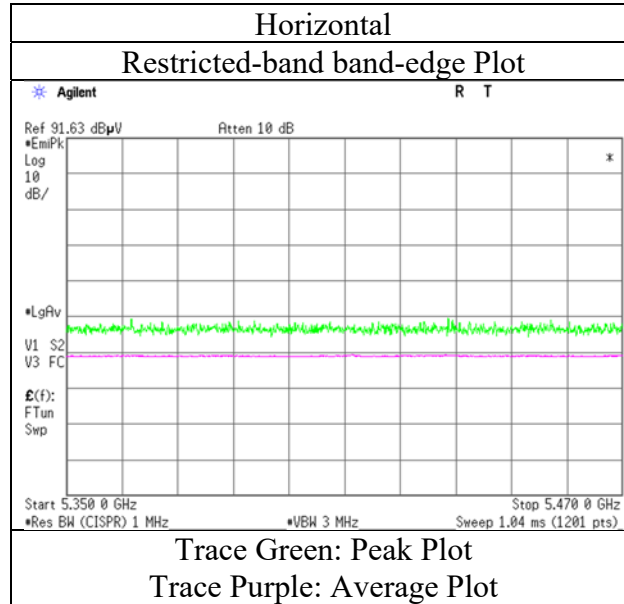
Distance factor: 1 GHz - 10 GHz $20\log(3.9\text{ m} / 3.0\text{ m}) = 2.28\text{ dB}$

*1) Not Out of Band emission(Leakage Power)

Radiated Spurious Emission
 (IFA Antenna)

Report No. 13170804H
 Test place Ise EMC Lab. No.3 Semi Anechoic Chamber
 Date February 1, 2020
 Temperature / Humidity 21 deg. C / 36 % RH
 Engineer Junki Nagatomi
 (1 GHz - 10 GHz)
 Mode Tx 11ax-20 5500 MHz (26-tone RU)

RU Index 0



* The measurement was conducted for a sufficiently long enough time to detect any possible spurious emissions. Final result of restricted band edge was shown in tabular data.

Radiated Spurious Emission
(IFA Antenna)

Report No. 13170804H
Test place Ise EMC Lab. No.3 Semi Anechoic Chamber
Date February 1, 2020
Temperature / Humidity 21 deg. C / 36 % RH
Engineer Junki Nagatomi
(1 GHz - 10 GHz)
Mode Tx 11ax-20 5500 MHz (52-tone RU)

RU Index37

Polarity	Frequency [MHz]	Detector	Reading [dBuV]	Ant.Fac. [dB/m]	Loss [dB]	Gain [dB]	Duty Factor [dB]	Result [dBuV/m]	Limit [dBuV/m]	Margin [dB]	Remark
Hori.	5460.000	PK	41.2	31.7	6.0	31.9	-	47.0	68.2	21.2	
Hori.	5470.000	PK	42.1	31.7	6.0	31.9	-	48.0	68.2	20.2	
Hori.	5460.000	AV	32.7	31.7	6.0	31.9	0.2	38.7	53.9	15.2	*1)
Vert.	5460.000	PK	40.9	31.7	6.0	31.9	-	46.8	68.2	21.4	
Vert.	5470.000	PK	41.1	31.7	6.0	31.9	-	46.9	68.2	21.3	
Vert.	5460.000	AV	32.7	31.7	6.0	31.9	0.2	38.7	53.9	15.2	*1)

Result = Reading + Ant Factor + Loss (Cable+Attenuator+Filter+Distance factor(above 1 GHz)) - Gain(Amplifier) + Duty factor

*Other frequency noises omitted in this report were not seen or had enough margin (more than 20 dB).

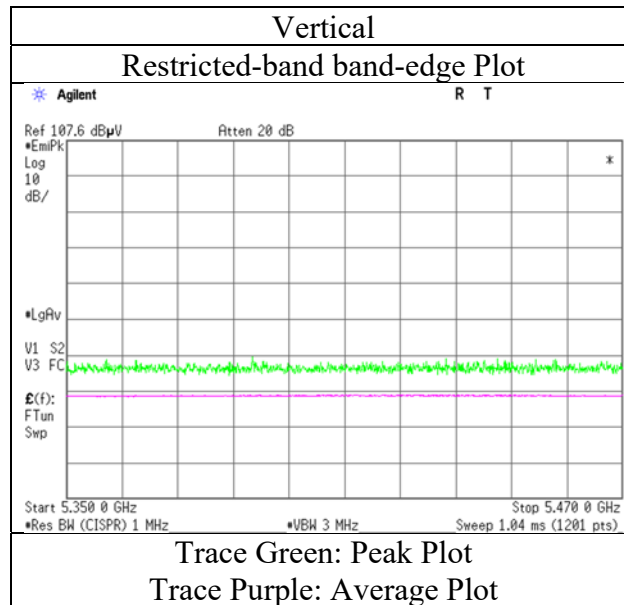
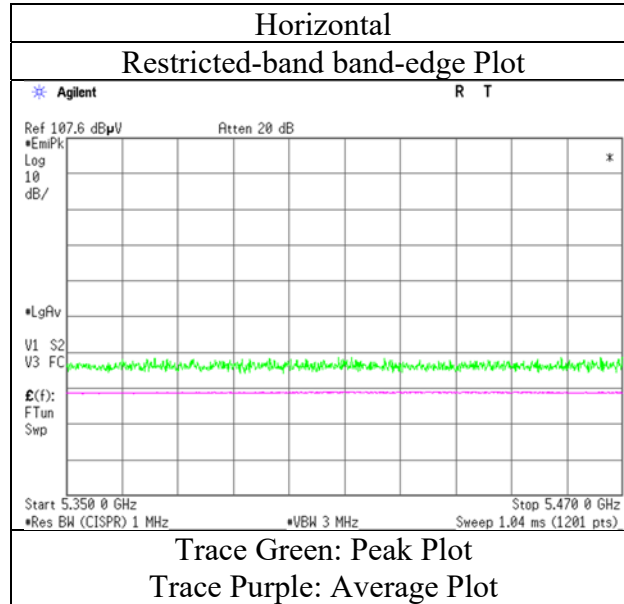
Distance factor: 1 GHz - 10 GHz $20\log(3.9\text{ m} / 3.0\text{ m}) = 2.28\text{ dB}$

*1) Not Out of Band emission(Leakage Power)

Radiated Spurious Emission
(IFA Antenna)

Report No. 13170804H
Test place Ise EMC Lab. No.3 Semi Anechoic Chamber
Date February 1, 2020
Temperature / Humidity 21 deg. C / 36 % RH
Engineer Junki Nagatomi
(1 GHz - 10 GHz)
Mode Tx 11ax-20 5500 MHz (52-tone RU)

RU Index37



* The measurement was conducted for a sufficiently long enough time to detect any possible spurious emissions.
Final result of restricted band edge was shown in tabular data.

Radiated Spurious Emission
(IFA Antenna)

Report No. 13170804H
Test place Ise EMC Lab. No.3 Semi Anechoic Chamber
Date February 1, 2020
Temperature / Humidity 21 deg. C / 36 % RH
Engineer Junki Nagatomi
(1 GHz - 10 GHz)
Mode Tx 11ax-20 5500 MHz (106-tone RU)

RU Index 53

Polarity	Frequency [MHz]	Detector	Reading [dBuV]	Ant.Fac. [dB/m]	Loss [dB]	Gain [dB]	Duty Factor [dB]	Result [dBuV/m]	Limit [dBuV/m]	Margin [dB]	Remark
Hori.	5460.000	PK	46.1	31.7	6.0	31.9	-	51.9	68.2	16.3	
Hori.	5470.000	PK	42.2	31.7	6.0	31.9	-	48.1	68.2	20.1	
Hori.	5460.000	AV	33.4	31.7	6.0	31.9	0.2	39.4	53.9	14.5	*1)
Vert.	5460.000	PK	41.5	31.7	6.0	31.9	-	47.4	68.2	20.8	
Vert.	5470.000	PK	42.4	31.7	6.0	31.9	-	48.2	68.2	20.0	
Vert.	5460.000	AV	33.4	31.7	6.0	31.9	0.2	39.4	53.9	14.5	*1)

Result = Reading + Ant Factor + Loss (Cable+Attenuator+Filter+Distance factor(above 1 GHz)) - Gain(Amplifier) + Duty factor

*Other frequency noises omitted in this report were not seen or had enough margin (more than 20 dB).

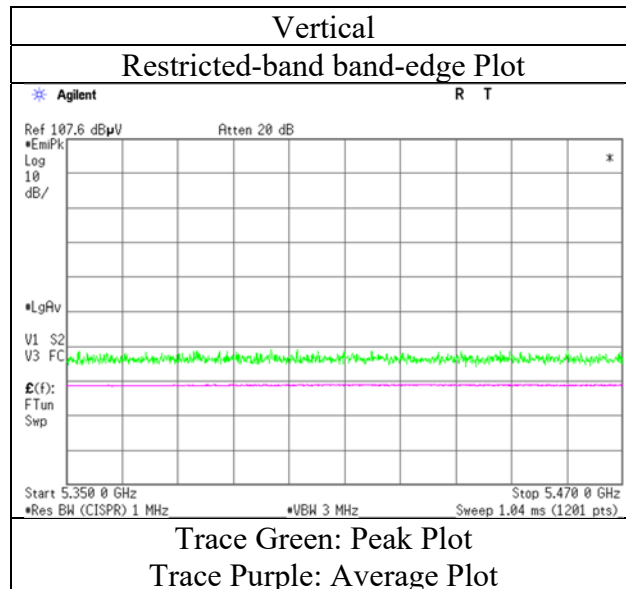
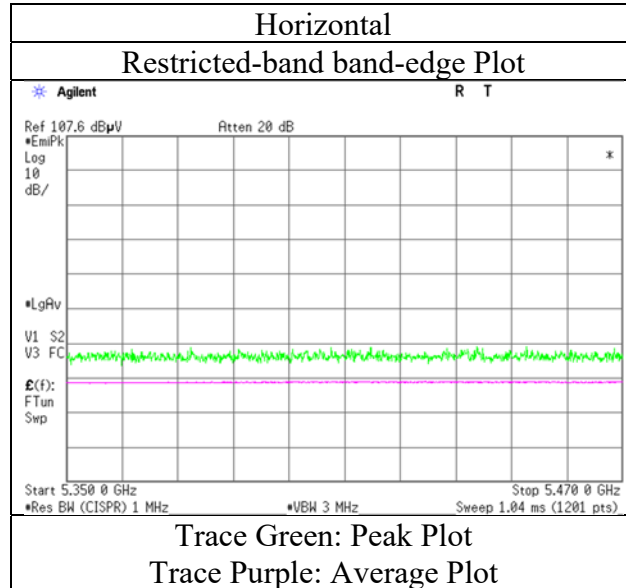
Distance factor: 1 GHz - 10 GHz $20\log(3.9\text{ m} / 3.0\text{ m}) = 2.28\text{ dB}$

*1) Not Out of Band emission(Leakage Power)

Radiated Spurious Emission
(IFA Antenna)

Report No. 13170804H
Test place Ise EMC Lab. No.3 Semi Anechoic Chamber
Date February 1, 2020
Temperature / Humidity 21 deg. C / 36 % RH
Engineer Junki Nagatomi
(1 GHz - 10 GHz)
Mode Tx 11ax-20 5500 MHz (106-tone RU)

RU Index 53



* The measurement was conducted for a sufficiently long enough time to detect any possible spurious emissions. Final result of restricted band edge was shown in tabular data.

Radiated Spurious Emission
(IFA Antenna)

Report No. 13170804H
Test place Ise EMC Lab. No.4 Semi Anechoic Chamber
Date April 9, 2020
Temperature / Humidity 22 deg. C / 32 % RH
Engineer Yuta Moriya
(1 GHz - 10 GHz)
Mode Tx 11ax-20 5500 MHz (242-tone RU)

RU Index 61

Polarity	Frequency [MHz]	Detector	Reading [dBuV]	Ant.Fac. [dB/m]	Loss [dB]	Gain [dB]	Duty Factor [dB]	Result [dBuV/m]	Limit [dBuV/m]	Margin [dB]	Remark
Hori.	5460.000	PK	41.2	32.0	6.4	31.3	-	48.2	68.2	20.0	
Hori.	5470.000	PK	44.6	32.0	6.4	31.3	-	51.6	68.2	16.6	
Hori.	5460.000	AV	32.8	32.0	6.4	31.3	0.3	40.0	53.9	13.9	*1)
Vert.	5460.000	PK	41.3	32.0	6.4	31.3	-	48.3	68.2	19.9	
Vert.	5470.000	PK	45.7	32.0	6.4	31.3	-	52.7	68.2	15.5	
Vert.	5460.000	AV	33.0	32.0	6.4	31.3	0.3	40.2	53.9	13.7	*1)

Result = Reading + Ant Factor + Loss (Cable+Attenuator+Filter+Distance factor(above 1 GHz)) - Gain(Amplifier) + Duty factor

*Other frequency noises omitted in this report were not seen or had enough margin (more than 20 dB).

Distance factor: 1 GHz - 10 GHz $20\log(3.9\text{ m} / 3.0\text{ m}) = 2.28\text{ dB}$

*1) Not Out of Band emission(Leakage Power)

UL Japan, Inc.

Ise EMC Lab.

4383-326 Asama-cho, Ise-shi, Mie-ken 516-0021 JAPAN

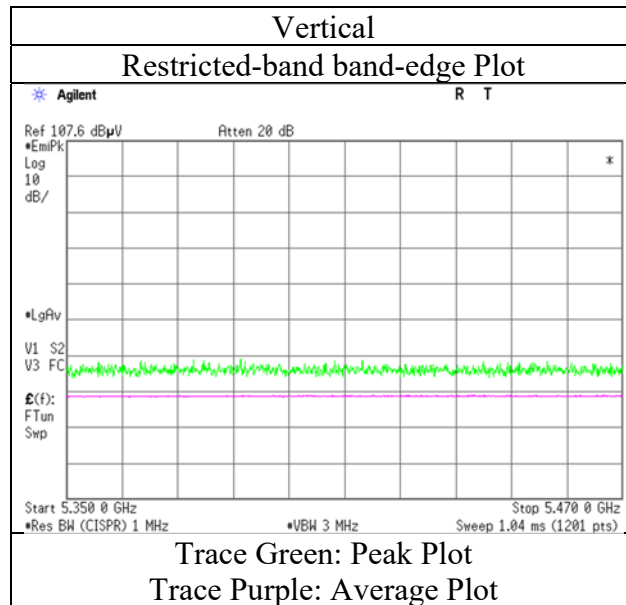
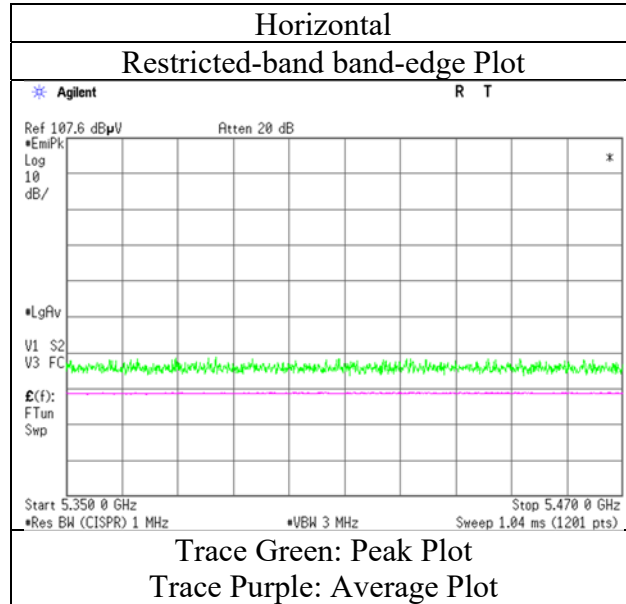
Telephone : +81 596 24 8999

Facsimile : +81 596 24 8124

Radiated Spurious Emission
(IFA Antenna)

Report No. 13170804H
Test place Ise EMC Lab. No.4 Semi Anechoic Chamber
Date April 9, 2020
Temperature / Humidity 22 deg. C / 32 % RH
Engineer Yuta Moriya
(1 GHz - 10 GHz)
Mode Tx 11ax-20 5500 MHz (242-tone RU)

RU Index 61



* The measurement was conducted for a sufficiently long enough time to detect any possible spurious emissions.
Final result of restricted band edge was shown in tabular data.

Radiated Spurious Emission
(IFA Antenna)

Report No. 13170804H
Test place Ise EMC Lab. No.3 Semi Anechoic Chamber
Date February 1, 2020
Temperature / Humidity 21 deg. C / 36 % RH
Engineer Junki Nagatomi
(1 GHz - 10 GHz)
Mode Tx 11ax-20 5700 MHz (26-tone RU)

RU Index 8

Polarity	Frequency [MHz]	Detector	Reading [dBuV]	Ant.Fac. [dB/m]	Loss [dB]	Gain [dB]	Duty Factor [dB]	Result [dBuV/m]	Limit [dBuV/m]	Margin [dB]	Remark
Hori.	5725.000	PK	41.0	32.0	6.1	31.9	-	47.1	68.2	21.1	
Vert.	5725.000	PK	41.4	32.0	6.1	31.9	-	47.6	68.2	20.6	

Result = Reading + Ant Factor + Loss (Cable+Attenuator+Filter+Distance factor(above 1 GHz)) - Gain(Amplifier)

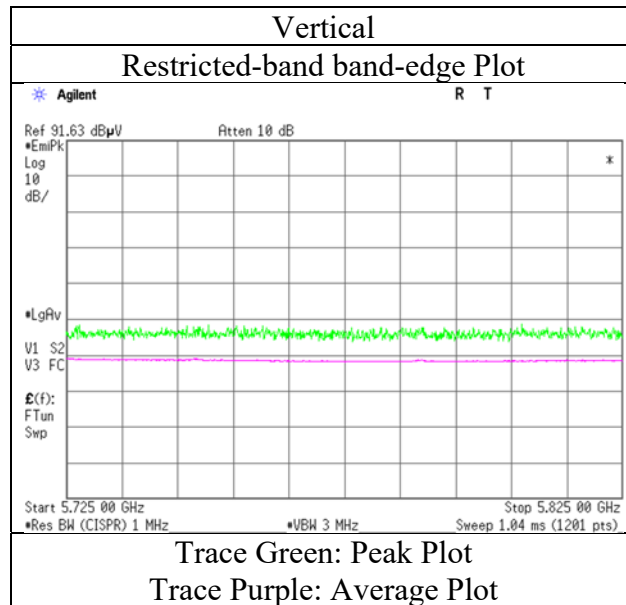
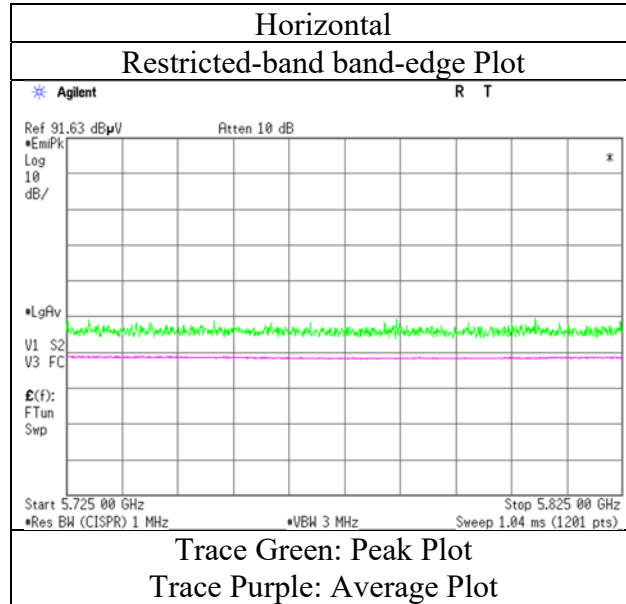
*Other frequency noises omitted in this report were not seen or had enough margin (more than 20 dB).

Distance factor: 1 GHz - 10 GHz $20\log(3.9\text{ m} / 3.0\text{ m}) = 2.28\text{ dB}$

Radiated Spurious Emission
 (IFA Antenna)

Report No. 13170804H
 Test place Ise EMC Lab. No.3 Semi Anechoic Chamber
 Date February 1, 2020
 Temperature / Humidity 21 deg. C / 36 % RH
 Engineer Junki Nagatomi
 (1 GHz - 10 GHz)
 Mode Tx 11ax-20 5700 MHz (26-tone RU)

RU Index 8



* The measurement was conducted for a sufficiently long enough time to detect any possible spurious emissions. Final result of restricted band edge was shown in tabular data.

UL Japan, Inc.

Ise EMC Lab.

4383-326 Asama-cho, Ise-shi, Mie-ken 516-0021 JAPAN
 Telephone : +81 596 24 8999
 Facsimile : +81 596 24 8124

Radiated Spurious Emission
(IFA Antenna)

Report No. 13170804H
Test place Ise EMC Lab. No.3 Semi Anechoic Chamber
Date February 1, 2020
Temperature / Humidity 21 deg. C / 36 % RH
Engineer Junki Nagatomi
(1 GHz - 10 GHz)
Mode Tx 11ax-20 5700 MHz (52-tone RU)

RU Index 40

Polarity	Frequency [MHz]	Detector	Reading [dBuV]	Ant.Fac. [dB/m]	Loss [dB]	Gain [dB]	Duty Factor [dB]	Result [dBuV/m]	Limit [dBuV/m]	Margin [dB]	Remark
Hori.	5725.000	PK	41.2	32.0	6.1	31.9	-	47.4	68.2	20.8	
Vert.	5725.000	PK	41.6	32.0	6.1	31.9	-	47.8	68.2	20.4	

Result = Reading + Ant Factor + Loss (Cable+Attenuator+Filter+Distance factor(above 1 GHz)) - Gain(Amplifier)

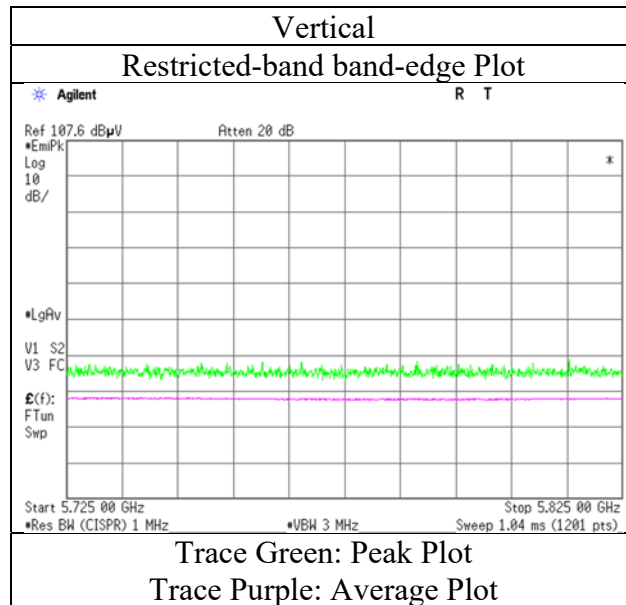
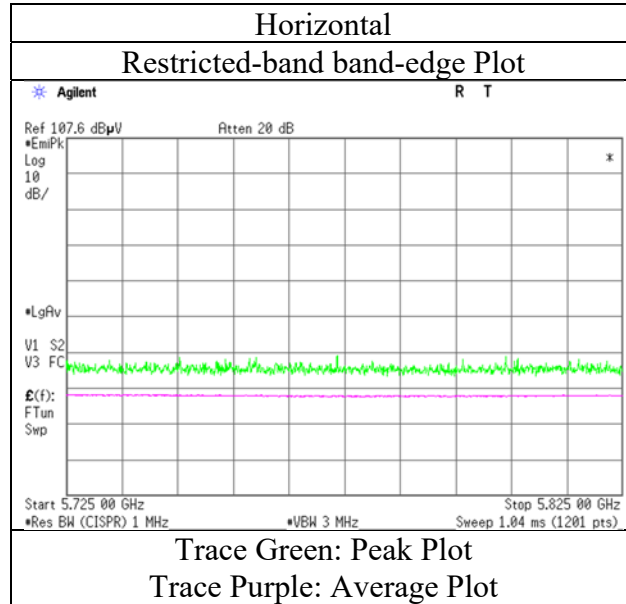
*Other frequency noises omitted in this report were not seen or had enough margin (more than 20 dB).

Distance factor: 1 GHz - 10 GHz $20\log(3.9\text{ m} / 3.0\text{ m}) = 2.28\text{ dB}$

Radiated Spurious Emission
 (IFA Antenna)

Report No. 13170804H
 Test place Ise EMC Lab. No.3 Semi Anechoic Chamber
 Date February 1, 2020
 Temperature / Humidity 21 deg. C / 36 % RH
 Engineer Junki Nagatomi
 (1 GHz - 10 GHz)
 Mode Tx 11ax-20 5700 MHz (52-tone RU)

RU Index 40



* The measurement was conducted for a sufficiently long enough time to detect any possible spurious emissions. Final result of restricted band edge was shown in tabular data.

UL Japan, Inc.

Ise EMC Lab.

4383-326 Asama-cho, Ise-shi, Mie-ken 516-0021 JAPAN

Telephone : +81 596 24 8999

Facsimile : +81 596 24 8124

Radiated Spurious Emission
(IFA Antenna)

Report No. 13170804H
Test place Ise EMC Lab. No.3 Semi Anechoic Chamber
Date February 1, 2020
Temperature / Humidity 21 deg. C / 36 % RH
Engineer Junki Nagatomi
(1 GHz - 10 GHz)
Mode Tx 11ax-20 5700 MHz (106-tone RU)

RU Index 54

Polarity	Frequency [MHz]	Detector	Reading [dBuV]	Ant.Fac. [dB/m]	Loss [dB]	Gain [dB]	Duty Factor [dB]	Result [dBuV/m]	Limit [dBuV/m]	Margin [dB]	Remark
Hori.	5725.000	PK	41.9	32.0	6.1	31.9	-	48.0	68.2	20.2	
Vert.	5725.000	PK	42.8	32.0	6.1	31.9	-	49.0	68.2	19.2	

Result = Reading + Ant Factor + Loss (Cable+Attenuator+Filter+Distance factor(above 1 GHz)) - Gain(Amplifier)

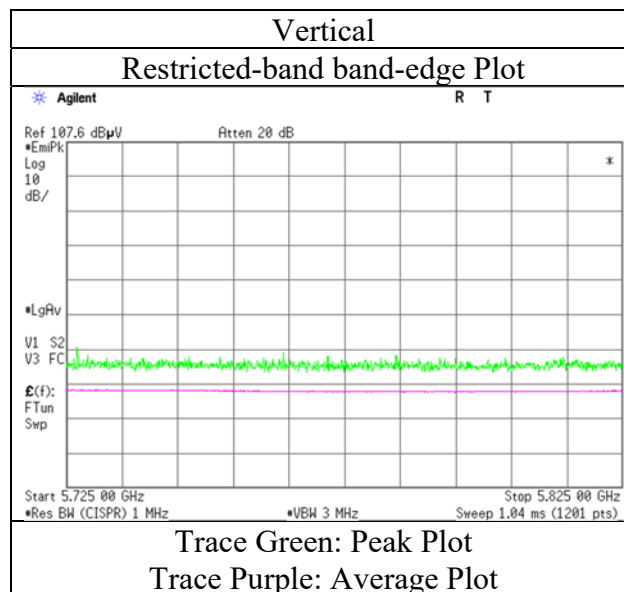
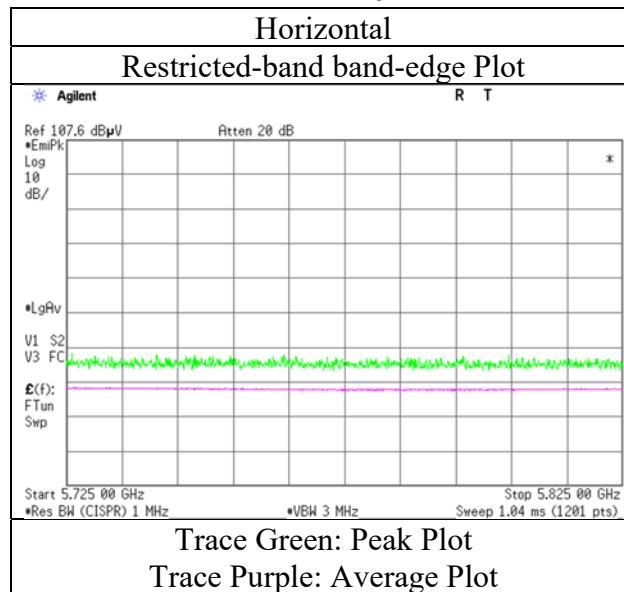
*Other frequency noises omitted in this report were not seen or had enough margin (more than 20 dB).

Distance factor: 1 GHz - 10 GHz $20\log(3.9\text{ m} / 3.0\text{ m}) = 2.28\text{ dB}$

Radiated Spurious Emission
(IFA Antenna)

Report No. 13170804H
Test place Ise EMC Lab. No.3 Semi Anechoic Chamber
Date February 1, 2020
Temperature / Humidity 21 deg. C / 36 % RH
Engineer Junki Nagatomi
(1 GHz - 10 GHz)
Mode Tx 11ax-20 5700 MHz (106-tone RU)

RU Index 54



* The measurement was conducted for a sufficiently long enough time to detect any possible spurious emissions. Final result of restricted band edge was shown in tabular data.

UL Japan, Inc.

Ise EMC Lab.

4383-326 Asama-cho, Ise-shi, Mie-ken 516-0021 JAPAN

Telephone : +81 596 24 8999

Facsimile : +81 596 24 8124

Radiated Spurious Emission
(IFA Antenna)

Report No. 13170804H
Test place Ise EMC Lab. No.4 Semi Anechoic Chamber
Date April 9, 2020
Temperature / Humidity 22 deg. C / 32 % RH
Engineer Yuta Moriya
(1 GHz - 10 GHz)
Mode Tx 11ax-20 5700 MHz (242-tone RU)

RU Index 61

Polarity	Frequency [MHz]	Detector	Reading [dBuV]	Ant.Fac. [dB/m]	Loss [dB]	Gain [dB]	Duty Factor [dB]	Result [dBuV/m]	Limit [dBuV/m]	Margin [dB]	Remark
Hori.	5725.000	PK	52.8	32.5	6.5	31.4	-	60.4	68.2	7.8	
Vert.	5725.000	PK	57.6	32.5	6.5	31.4	-	65.2	68.2	3.0	

Result = Reading + Ant Factor + Loss (Cable+Attenuator+Filter+Distance factor(above 1 GHz)) - Gain(Amplifier)

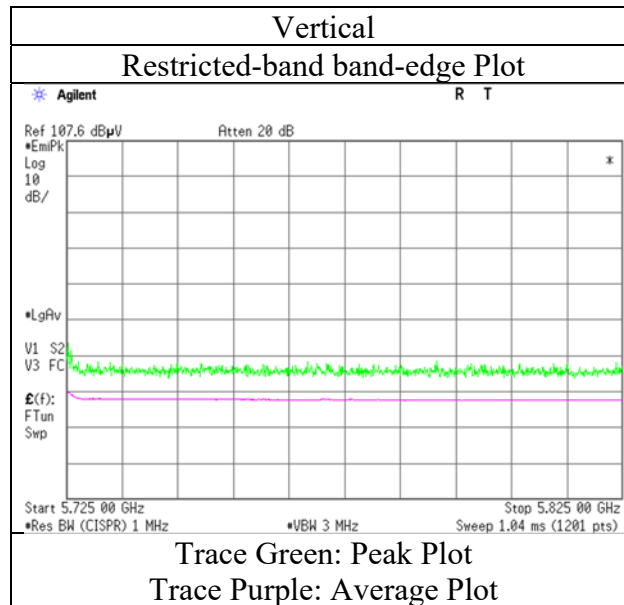
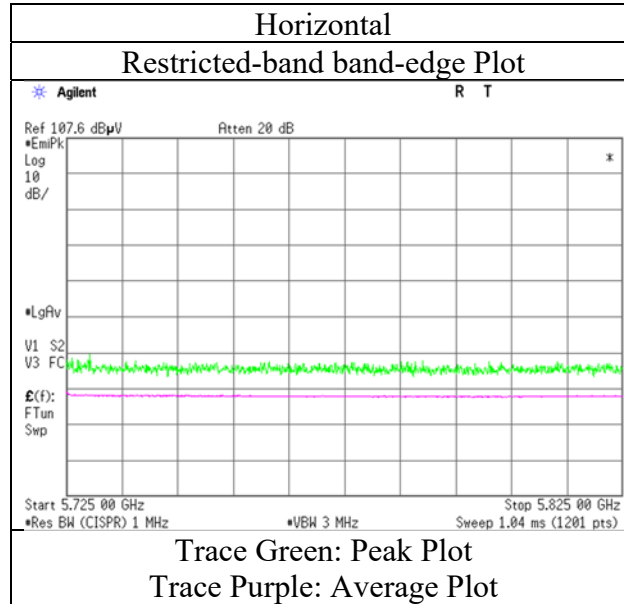
*Other frequency noises omitted in this report were not seen or had enough margin (more than 20 dB).

Distance factor: 1 GHz - 10 GHz $20\log(3.9\text{ m} / 3.0\text{ m}) = 2.28\text{ dB}$

Radiated Spurious Emission
(IFA Antenna)

Report No. 13170804H
Test place Ise EMC Lab. No.4 Semi Anechoic Chamber
Date April 9, 2020
Temperature / Humidity 22 deg. C / 32 % RH
Engineer Yuta Moriya
(1 GHz - 10 GHz)
Mode Tx 11ax-20 5700 MHz (242-tone RU)

RU Index 61



* The measurement was conducted for a sufficiently long enough time to detect any possible spurious emissions.
Final result of restricted band edge was shown in tabular data.

UL Japan, Inc.

Ise EMC Lab.

4383-326 Asama-cho, Ise-shi, Mie-ken 516-0021 JAPAN

Telephone : +81 596 24 8999

Facsimile : +81 596 24 8124

Radiated Spurious Emission
(IFA Antenna)

Report No. 13170804H
Test place Ise EMC Lab. No.3 Semi Anechoic Chamber
Date February 2, 2020
Temperature / Humidity 22 deg. C / 36 % RH
Engineer Yuta Moriya
(1 GHz - 10 GHz)
Mode Tx 11ax-20 5745 MHz (26-tone RU)

RU Index 0

Polarity	Frequency [MHz]	Detector	Reading [dBuV]	Ant.Fac. [dB/m]	Loss [dB]	Gain [dB]	Duty Factor [dB]	Result [dBuV/m]	Limit [dBuV/m]	Margin [dB]	Remark
Hori.	5650.000	PK	40.7	31.8	6.1	31.9	-	46.6	68.2	21.6	
Hori.	5700.000	PK	41.1	31.9	6.1	31.9	-	47.2	105.2	58.0	
Hori.	5720.000	PK	40.4	32.0	6.1	31.9	-	46.6	110.8	64.3	
Hori.	5725.000	PK	40.7	32.0	6.1	31.9	-	46.9	122.2	75.3	
Vert.	5650.000	PK	40.0	31.8	6.1	31.9	-	46.0	68.2	22.2	
Vert.	5700.000	PK	40.5	31.9	6.1	31.9	-	46.6	105.2	58.6	
Vert.	5720.000	PK	40.7	32.0	6.1	31.9	-	46.8	110.8	64.0	
Vert.	5725.000	PK	40.9	32.0	6.1	31.9	-	47.1	122.2	75.2	

Result = Reading + Ant Factor + Loss (Cable+Attenuator+Filter+Distance factor(above 1 GHz)) - Gain(Amplifier)

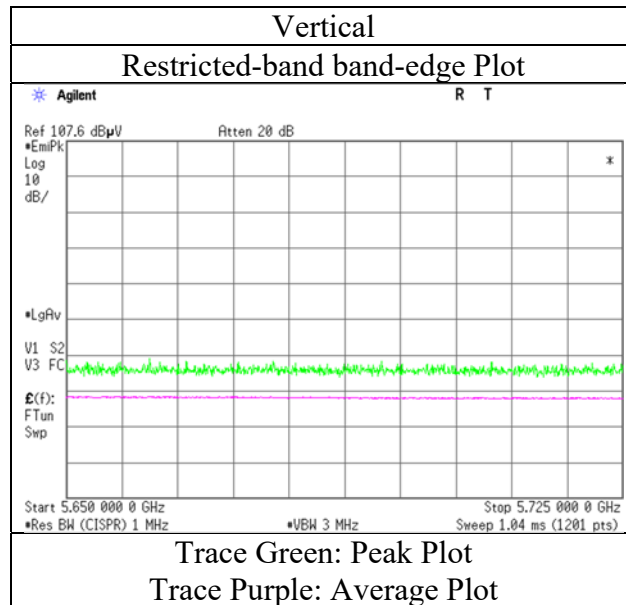
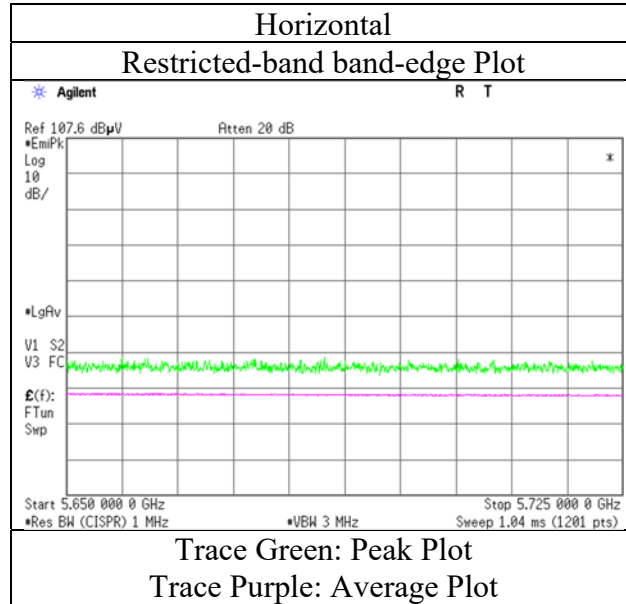
*Other frequency noises omitted in this report were not seen or had enough margin (more than 20 dB).

Distance factor: 1 GHz - 10 GHz $20\log(3.9\text{ m} / 3.0\text{ m}) = 2.28\text{ dB}$

Radiated Spurious Emission
(IFA Antenna)

Report No. 13170804H
Test place Ise EMC Lab. No.3 Semi Anechoic Chamber
Date February 2, 2020
Temperature / Humidity 22 deg. C / 36 % RH
Engineer Yuta Moriya
(1 GHz - 10 GHz)
Mode Tx 11ax-20 5745 MHz (26-tone RU)

RU Index 0



* The measurement was conducted for a sufficiently long enough time to detect any possible spurious emissions. Final result of restricted band edge was shown in tabular data.

UL Japan, Inc.

Ise EMC Lab.

4383-326 Asama-cho, Ise-shi, Mie-ken 516-0021 JAPAN
Telephone : +81 596 24 8999
Facsimile : +81 596 24 8124

Radiated Spurious Emission
(IFA Antenna)

Report No. 13170804H
Test place Ise EMC Lab. No.3 Semi Anechoic Chamber
Date February 2, 2020
Temperature / Humidity 22 deg. C / 36 % RH
Engineer Yuta Moriya
(1 GHz - 10 GHz)
Mode Tx 11ax-20 5745 MHz (52-tone RU)

RU Index 37

Polarity	Frequency [MHz]	Detector	Reading [dBuV]	Ant.Fac. [dB/m]	Loss [dB]	Gain [dB]	Duty Factor [dB]	Result [dBuV/m]	Limit [dBuV/m]	Margin [dB]	Remark
Hori.	5650.000	PK	40.4	31.8	6.1	31.9	-	46.4	68.2	21.8	
Hori.	5700.000	PK	40.6	31.9	6.1	31.9	-	46.7	105.2	58.5	
Hori.	5720.000	PK	41.2	32.0	6.1	31.9	-	47.3	110.8	63.5	
Hori.	5725.000	PK	44.2	32.0	6.1	31.9	-	50.3	122.2	71.9	
Vert.	5650.000	PK	40.8	31.8	6.1	31.9	-	46.8	68.2	21.4	
Vert.	5700.000	PK	40.8	31.9	6.1	31.9	-	46.9	105.2	58.3	
Vert.	5720.000	PK	41.2	32.0	6.1	31.9	-	47.4	110.8	63.4	
Vert.	5725.000	PK	42.2	32.0	6.1	31.9	-	48.4	122.2	73.9	

Result = Reading + Ant Factor + Loss (Cable+Attenuator+Filter+Distance factor(above 1 GHz)) - Gain(Amplifier)

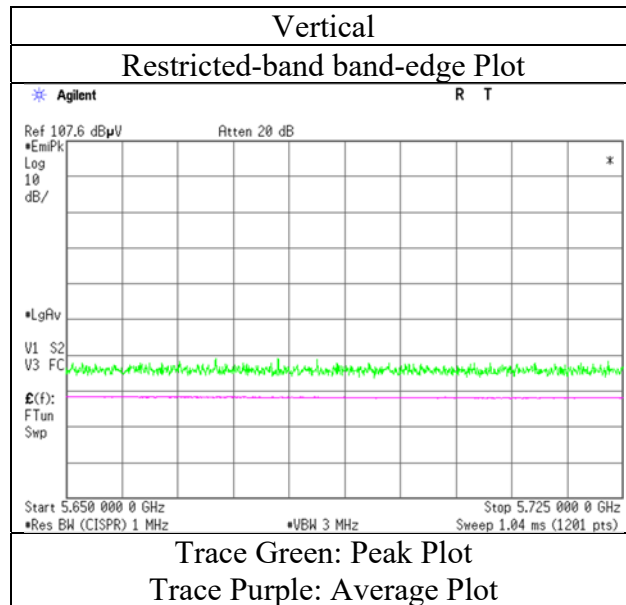
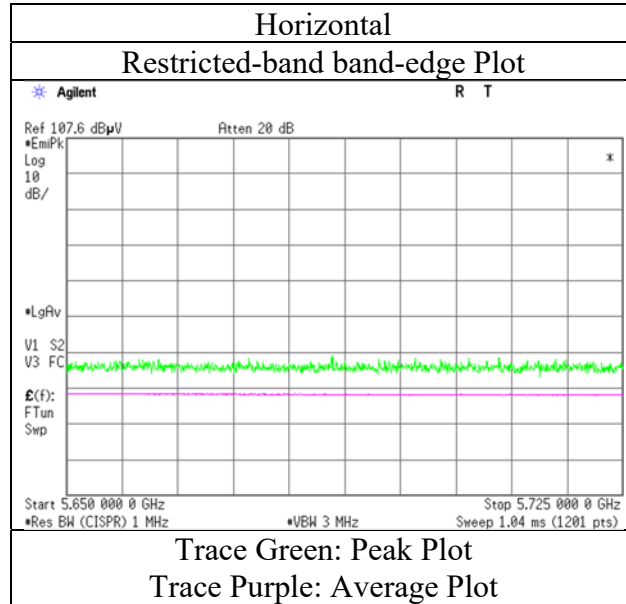
*Other frequency noises omitted in this report were not seen or had enough margin (more than 20 dB).

Distance factor: 1 GHz - 10 GHz $20\log(3.9\text{ m} / 3.0\text{ m}) = 2.28\text{ dB}$

Radiated Spurious Emission
(IFA Antenna)

Report No. 13170804H
Test place Ise EMC Lab. No.3 Semi Anechoic Chamber
Date February 2, 2020
Temperature / Humidity 22 deg. C / 36 % RH
Engineer Yuta Moriya
(1 GHz - 10 GHz)
Mode Tx 11ax-20 5745 MHz (52-tone RU)

RU Index 37



* The measurement was conducted for a sufficiently long enough time to detect any possible spurious emissions. Final result of restricted band edge was shown in tabular data.

Radiated Spurious Emission
(IFA Antenna)

Report No. 13170804H
Test place Ise EMC Lab. No.3 Semi Anechoic Chamber
Date February 2, 2020
Temperature / Humidity 22 deg. C / 36 % RH
Engineer Yuta Moriya
(1 GHz - 10 GHz)
Mode Tx 11ax-20 5745 MHz (106-tone RU)

RU Index 53

Polarity	Frequency [MHz]	Detector	Reading [dBuV]	Ant.Fac. [dB/m]	Loss [dB]	Gain [dB]	Duty Factor [dB]	Result [dBuV/m]	Limit [dBuV/m]	Margin [dB]	Remark
Hori.	5650.000	PK	40.3	31.8	6.1	31.9	-	46.3	68.2	21.9	
Hori.	5700.000	PK	40.4	31.9	6.1	31.9	-	46.5	105.2	58.8	
Hori.	5720.000	PK	42.0	32.0	6.1	31.9	-	48.1	110.8	62.7	
Hori.	5725.000	PK	49.7	32.0	6.1	31.9	-	55.9	122.2	66.3	
Vert.	5650.000	PK	41.8	31.8	6.1	31.9	-	47.8	68.2	20.4	
Vert.	5700.000	PK	41.3	31.9	6.1	31.9	-	47.3	105.2	57.9	
Vert.	5720.000	PK	42.4	32.0	6.1	31.9	-	48.5	110.8	62.3	
Vert.	5725.000	PK	46.5	32.0	6.1	31.9	-	52.7	122.2	69.5	

Result = Reading + Ant Factor + Loss (Cable+Attenuator+Filter+Distance factor(above 1 GHz)) - Gain(Amplifier)

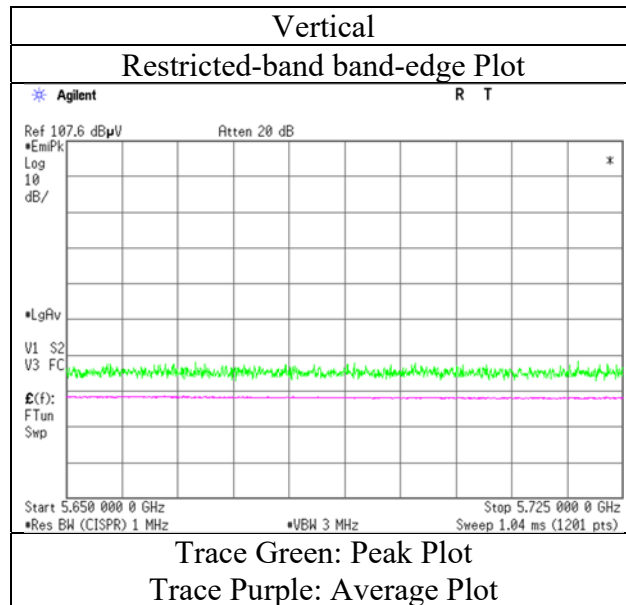
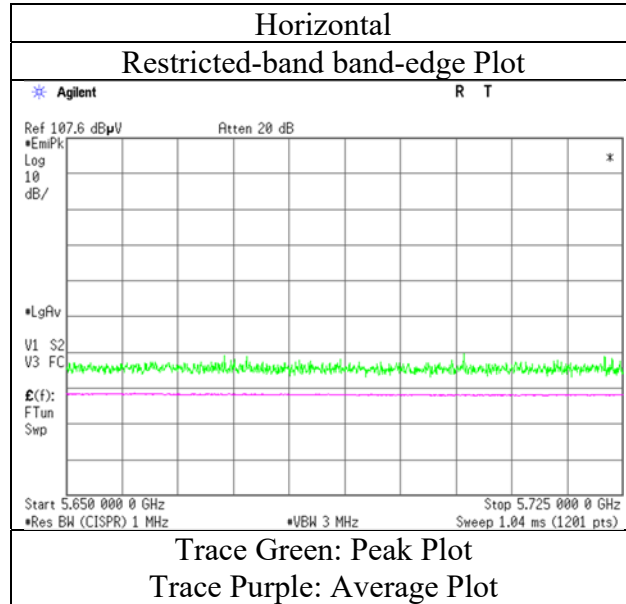
*Other frequency noises omitted in this report were not seen or had enough margin (more than 20 dB).

Distance factor: 1 GHz - 10 GHz $20\log(3.9\text{ m} / 3.0\text{ m}) = 2.28\text{ dB}$

Radiated Spurious Emission
(IFA Antenna)

Report No. 13170804H
Test place Ise EMC Lab. No.3 Semi Anechoic Chamber
Date February 2, 2020
Temperature / Humidity 22 deg. C / 36 % RH
Engineer Yuta Moriya
(1 GHz - 10 GHz)
Mode Tx 11ax-20 5745 MHz (106-tone RU)

RU Index 53



* The measurement was conducted for a sufficiently long enough time to detect any possible spurious emissions.
Final result of restricted band edge was shown in tabular data.

Radiated Spurious Emission
(IFA Antenna)

Report No. 13170804H
Test place Ise EMC Lab. No.4 Semi Anechoic Chamber
Date April 9, 2020
Temperature / Humidity 22 deg. C / 32 % RH
Engineer Yuta Moriya
(1 GHz - 10 GHz)
Mode Tx 11ax-20 5745 MHz (242-tone RU)

RU Index 61

Polarity	Frequency [MHz]	Detector	Reading [dBuV]	Ant.Fac. [dB/m]	Loss [dB]	Gain [dB]	Duty Factor [dB]	Result [dBuV/m]	Limit [dBuV/m]	Margin [dB]	Remark
Hori.	5650.000	PK	40.3	32.3	6.5	31.4	-	47.7	68.2	20.5	
Hori.	5700.000	PK	40.9	32.5	6.5	31.4	-	48.5	105.2	56.7	
Hori.	5720.000	PK	55.8	32.5	6.5	31.4	-	63.4	110.8	47.4	
Hori.	5725.000	PK	60.6	32.5	6.5	31.4	-	68.2	122.2	54.0	
Vert.	5650.000	PK	40.5	32.3	6.5	31.4	-	47.9	68.2	20.3	
Vert.	5700.000	PK	41.3	32.5	6.5	31.4	-	48.9	105.2	56.3	
Vert.	5720.000	PK	54.1	32.5	6.5	31.4	-	61.7	110.8	49.1	
Vert.	5725.000	PK	60.2	32.5	6.5	31.4	-	67.8	122.2	54.4	

Result = Reading + Ant Factor + Loss (Cable+Attenuator+Filter+Distance factor(above 1 GHz)) - Gain(Amplifier)

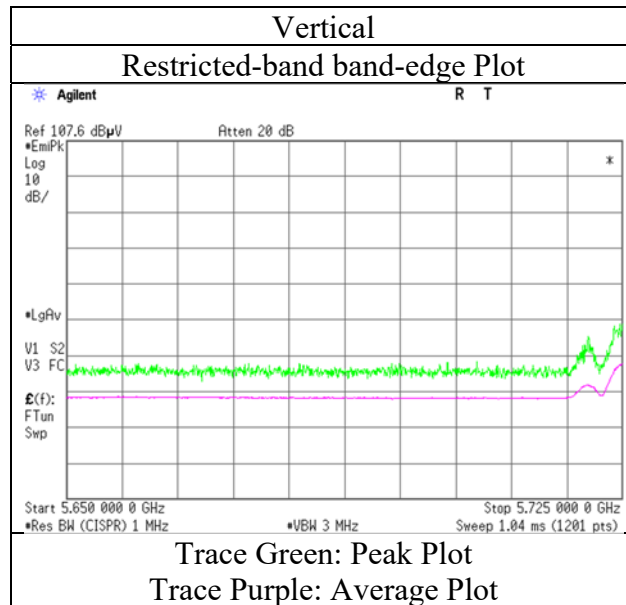
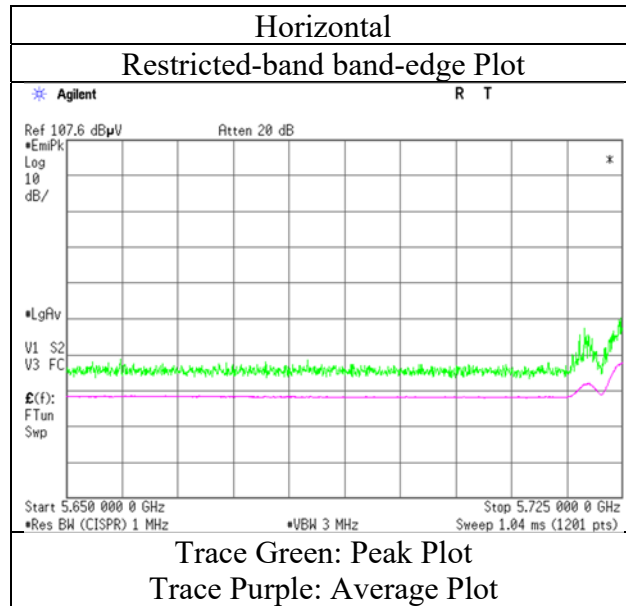
*Other frequency noises omitted in this report were not seen or had enough margin (more than 20 dB).

Distance factor: 1 GHz - 10 GHz $20\log(3.9\text{ m} / 3.0\text{ m}) = 2.28\text{ dB}$

Radiated Spurious Emission
 (IFA Antenna)

Report No. 13170804H
 Test place Ise EMC Lab. No.4 Semi Anechoic Chamber
 Date April 9, 2020
 Temperature / Humidity 22 deg. C / 32 % RH
 Engineer Yuta Moriya
 (1 GHz - 10 GHz)
 Mode Tx 11ax-20 5745 MHz (242-tone RU)

RU Index 61



* The measurement was conducted for a sufficiently long enough time to detect any possible spurious emissions. Final result of restricted band edge was shown in tabular data.

UL Japan, Inc.

Ise EMC Lab.

4383-326 Asama-cho, Ise-shi, Mie-ken 516-0021 JAPAN

Telephone : +81 596 24 8999

Facsimile : +81 596 24 8124

Radiated Spurious Emission
(IFA Antenna)

Report No. 13170804H
Test place Ise EMC Lab. No.3 Semi Anechoic Chamber
Date February 2, 2020
Temperature / Humidity 22 deg. C / 36 % RH
Engineer Yuta Moriya
(1 GHz - 10 GHz)
Mode Tx 11ax-20 5825 MHz (26-tone RU)

RU Index 8

Polarity	Frequency [MHz]	Detector	Reading [dBuV]	Ant.Fac. [dB/m]	Loss [dB]	Gain [dB]	Duty Factor [dB]	Result [dBuV/m]	Limit [dBuV/m]	Margin [dB]	Remark
Hori.	5850.000	PK	40.9	32.2	6.1	31.9	-	47.4	122.2	74.9	
Hori.	5855.000	PK	40.7	32.2	6.1	31.9	-	47.1	110.8	63.7	
Hori.	5875.000	PK	40.6	32.3	6.2	31.9	-	47.1	105.2	58.1	
Hori.	5925.000	PK	40.4	32.3	6.2	31.9	-	47.0	68.2	21.3	
Vert.	5850.000	PK	40.8	32.2	6.1	31.9	-	47.3	122.2	74.9	
Vert.	5855.000	PK	40.5	32.2	6.1	31.9	-	47.0	110.8	63.8	
Vert.	5875.000	PK	40.5	32.3	6.2	31.9	-	46.9	105.2	58.3	
Vert.	5925.000	PK	40.3	32.3	6.2	31.9	-	46.8	68.2	21.4	

Result = Reading + Ant Factor + Loss (Cable+Attenuator+Filter+Distance factor(above 1 GHz)) - Gain(Amplifier)

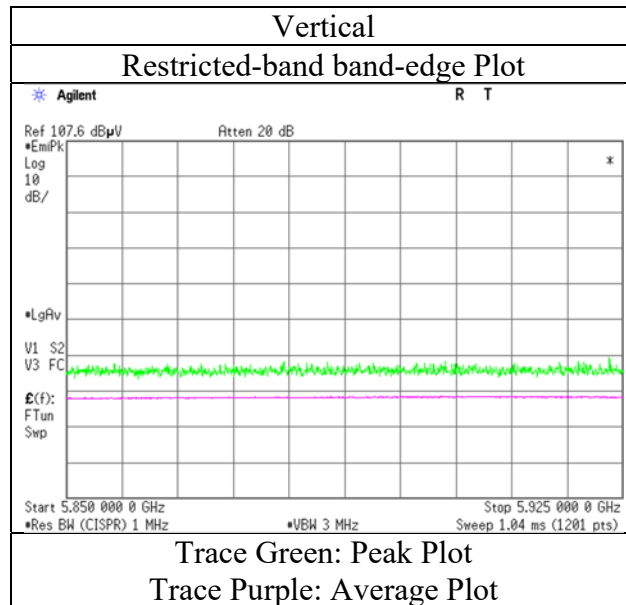
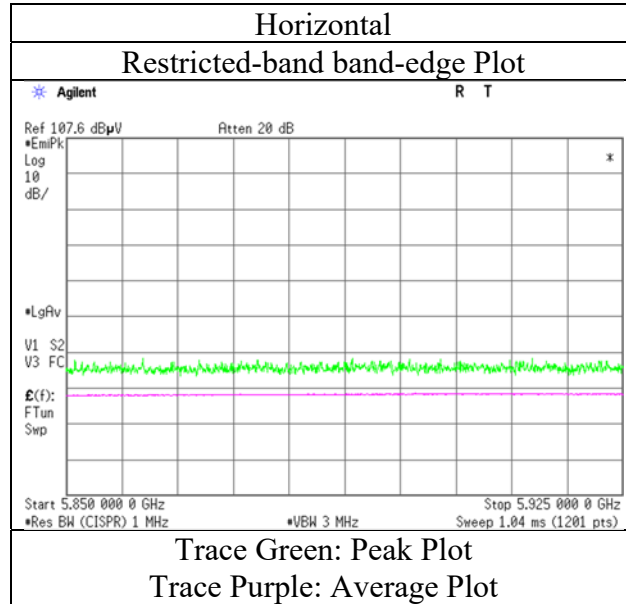
*Other frequency noises omitted in this report were not seen or had enough margin (more than 20 dB).

Distance factor: 1 GHz - 10 GHz $20\log(3.9\text{ m} / 3.0\text{ m}) = 2.28\text{ dB}$

Radiated Spurious Emission
(IFA Antenna)

Report No. 13170804H
Test place Ise EMC Lab. No.3 Semi Anechoic Chamber
Date February 2, 2020
Temperature / Humidity 22 deg. C / 36 % RH
Engineer Yuta Moriya
(1 GHz - 10 GHz)
Mode Tx 11ax-20 5825 MHz (26-tone RU)

RU Index 8



* The measurement was conducted for a sufficiently long enough time to detect any possible spurious emissions.
Final result of restricted band edge was shown in tabular data.

UL Japan, Inc.

Ise EMC Lab.

4383-326 Asama-cho, Ise-shi, Mie-ken 516-0021 JAPAN

Telephone : +81 596 24 8999

Facsimile : +81 596 24 8124

Radiated Spurious Emission
(IFA Antenna)

Report No. 13170804H
Test place Ise EMC Lab. No.3 Semi Anechoic Chamber
Date February 2, 2020
Temperature / Humidity 22 deg. C / 36 % RH
Engineer Yuta Moriya
(1 GHz - 10 GHz)
Mode Tx 11ax-20 5825 MHz (52-tone RU)

RU Index 40

Polarity	Frequency [MHz]	Detector	Reading [dBuV]	Ant.Fac. [dB/m]	Loss [dB]	Gain [dB]	Duty Factor [dB]	Result [dBuV/m]	Limit [dBuV/m]	Margin [dB]	Remark
Hori.	5850.000	PK	40.9	32.2	6.1	31.9	-	47.4	122.2	74.8	
Hori.	5855.000	PK	40.7	32.2	6.1	31.9	-	47.2	110.8	63.6	
Hori.	5875.000	PK	40.5	32.3	6.2	31.9	-	47.0	105.2	58.2	
Hori.	5925.000	PK	40.5	32.3	6.2	31.9	-	47.0	68.2	21.2	
Vert.	5850.000	PK	40.6	32.2	6.1	31.9	-	47.1	122.2	75.1	
Vert.	5855.000	PK	40.6	32.2	6.1	31.9	-	47.1	110.8	63.7	
Vert.	5875.000	PK	41.6	32.3	6.2	31.9	-	48.1	105.2	57.1	
Vert.	5925.000	PK	41.1	32.3	6.2	31.9	-	47.6	68.2	20.6	

Result = Reading + Ant Factor + Loss (Cable+Attenuator+Filter+Distance factor(above 1 GHz)) - Gain(Amplifier)

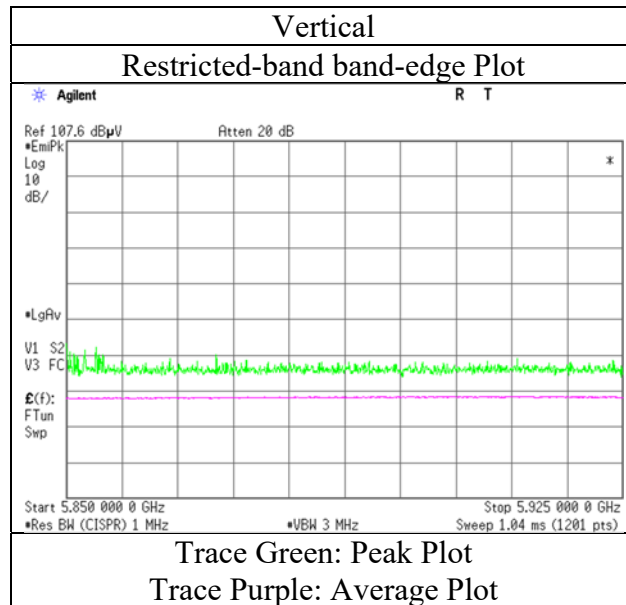
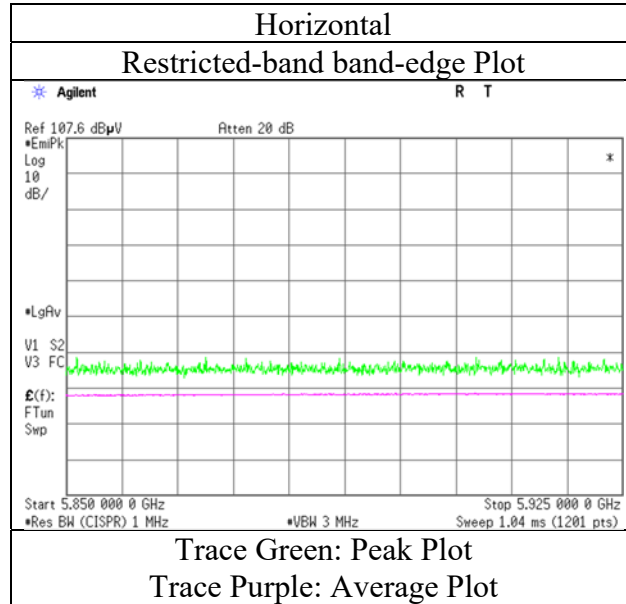
*Other frequency noises omitted in this report were not seen or had enough margin (more than 20 dB).

Distance factor: 1 GHz - 10 GHz $20\log(3.9\text{ m} / 3.0\text{ m}) = 2.28\text{ dB}$

Radiated Spurious Emission
(IFA Antenna)

Report No. 13170804H
Test place Ise EMC Lab. No.3 Semi Anechoic Chamber
Date February 2, 2020
Temperature / Humidity 22 deg. C / 36 % RH
Engineer Yuta Moriya
(1 GHz - 10 GHz)
Mode Tx 11ax-20 5825 MHz (52-tone RU)

RU Index 40



* The measurement was conducted for a sufficiently long enough time to detect any possible spurious emissions. Final result of restricted band edge was shown in tabular data.

UL Japan, Inc.

Ise EMC Lab.

4383-326 Asama-cho, Ise-shi, Mie-ken 516-0021 JAPAN

Telephone : +81 596 24 8999

Facsimile : +81 596 24 8124

Radiated Spurious Emission
(IFA Antenna)

Report No. 13170804H
Test place Ise EMC Lab. No.3 Semi Anechoic Chamber
Date February 2, 2020
Temperature / Humidity 22 deg. C / 36 % RH
Engineer Yuta Moriya
(1 GHz - 10 GHz)
Mode Tx 11ax-20 5825 MHz (106-tone RU)

RU Index 54

Polarity	Frequency [MHz]	Detector	Reading [dBuV]	Ant.Fac. [dB/m]	Loss [dB]	Gain [dB]	Duty Factor [dB]	Result [dBuV/m]	Limit [dBuV/m]	Margin [dB]	Remark
Hori.	5850.000	PK	40.7	32.2	6.1	31.9	-	47.1	122.2	75.1	
Hori.	5855.000	PK	40.9	32.2	6.1	31.9	-	47.4	110.8	63.4	
Hori.	5875.000	PK	41.6	32.3	6.2	31.9	-	48.1	105.2	57.1	
Hori.	5925.000	PK	40.7	32.3	6.2	31.9	-	47.2	68.2	21.0	
Vert.	5850.000	PK	40.7	32.2	6.1	31.9	-	47.1	122.2	75.1	
Vert.	5855.000	PK	40.6	32.2	6.1	31.9	-	47.1	110.8	63.7	
Vert.	5875.000	PK	41.2	32.3	6.2	31.9	-	47.7	105.2	57.5	
Vert.	5925.000	PK	40.6	32.3	6.2	31.9	-	47.1	68.2	21.1	

Result = Reading + Ant Factor + Loss (Cable+Attenuator+Filter+Distance factor(above 1 GHz)) - Gain(Amplifier)

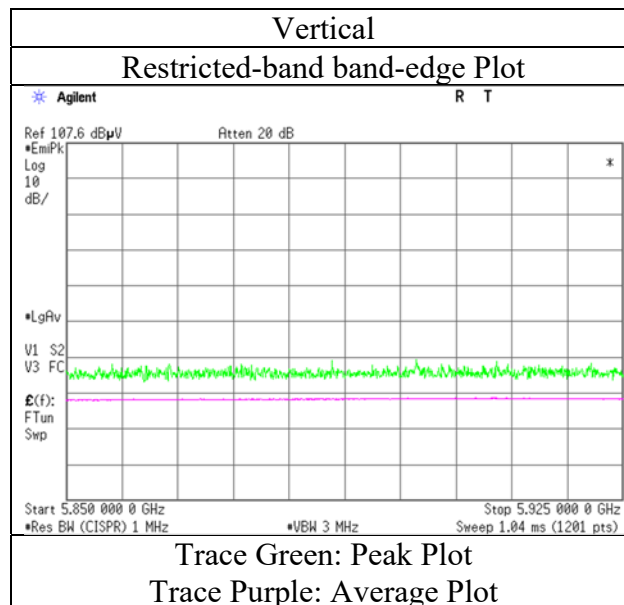
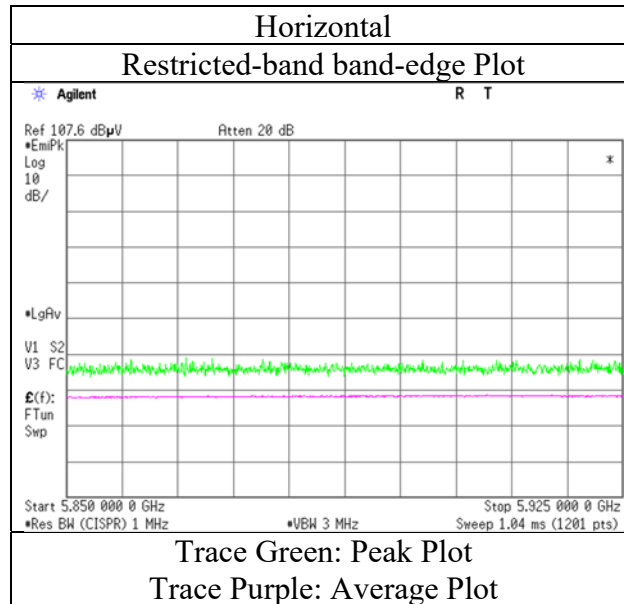
*Other frequency noises omitted in this report were not seen or had enough margin (more than 20 dB).

Distance factor: 1 GHz - 10 GHz $20\log(3.9\text{ m} / 3.0\text{ m}) = 2.28\text{ dB}$

Radiated Spurious Emission
(IFA Antenna)

Report No. 13170804H
Test place Ise EMC Lab. No.3 Semi Anechoic Chamber
Date February 2, 2020
Temperature / Humidity 22 deg. C / 36 % RH
Engineer Yuta Moriya
(1 GHz - 10 GHz)
Mode Tx 11ax-20 5825 MHz (106-tone RU)

RU Index 54



* The measurement was conducted for a sufficiently long enough time to detect any possible spurious emissions.
Final result of restricted band edge was shown in tabular data.

UL Japan, Inc.

Ise EMC Lab.

4383-326 Asama-cho, Ise-shi, Mie-ken 516-0021 JAPAN

Telephone : +81 596 24 8999

Facsimile : +81 596 24 8124

Radiated Spurious Emission
(IFA Antenna)

Report No. 13170804H
Test place Ise EMC Lab. No.4 Semi Anechoic Chamber
Date April 9, 2020
Temperature / Humidity 22 deg. C / 32 % RH
Engineer Yuta Moriya
(1 GHz - 10 GHz)
Mode Tx 11ax-20 5825 MHz (242-tone RU)

RU Index 61

Polarity	Frequency [MHz]	Detector	Reading [dBuV]	Ant.Fac. [dB/m]	Loss [dB]	Gain [dB]	Duty Factor [dB]	Result [dBuV/m]	Limit [dBuV/m]	Margin [dB]	Remark
Hori.	5850.000	PK	51.7	32.8	6.6	31.4	-	59.6	122.2	62.6	
Hori.	5855.000	PK	50.5	32.8	6.6	31.4	-	58.4	110.8	52.4	
Hori.	5875.000	PK	41.0	32.8	6.6	31.4	-	49.0	105.2	56.3	
Hori.	5925.000	PK	40.9	32.8	6.6	31.4	-	48.9	68.2	19.3	
Vert.	5850.000	PK	54.6	32.8	6.6	31.4	-	62.5	122.2	59.7	
Vert.	5855.000	PK	49.4	32.8	6.6	31.4	-	57.4	110.8	53.4	
Vert.	5875.000	PK	41.8	32.8	6.6	31.4	-	49.8	105.2	55.5	
Vert.	5925.000	PK	41.3	32.8	6.6	31.4	-	49.3	68.2	18.9	

Result = Reading + Ant Factor + Loss (Cable+Attenuator+Filter+Distance factor(above 1 GHz)) - Gain(Amplifier)

*Other frequency noises omitted in this report were not seen or had enough margin (more than 20 dB).

Distance factor: 1 GHz - 10 GHz $20\log(3.9\text{ m} / 3.0\text{ m}) = 2.28\text{ dB}$

UL Japan, Inc.

Ise EMC Lab.

4383-326 Asama-cho, Ise-shi, Mie-ken 516-0021 JAPAN

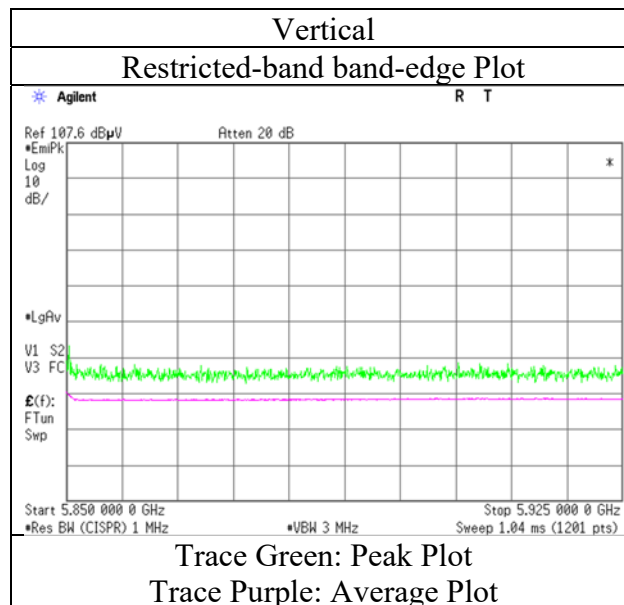
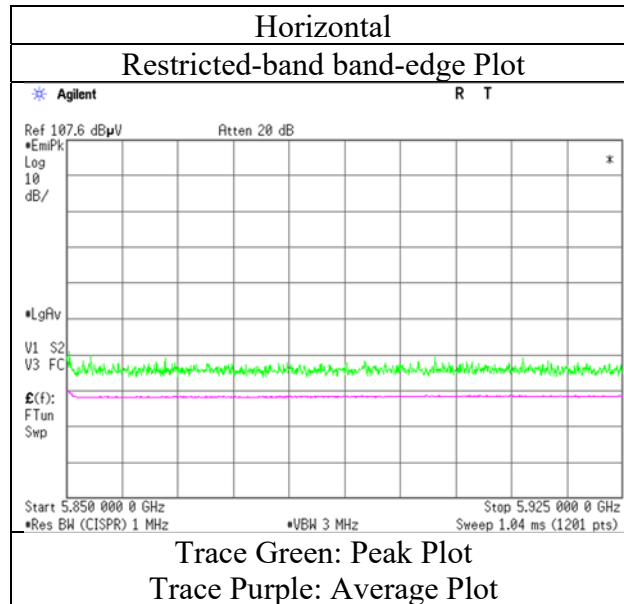
Telephone : +81 596 24 8999

Facsimile : +81 596 24 8124

Radiated Spurious Emission
(IFA Antenna)

Report No. 13170804H
Test place Ise EMC Lab. No.4 Semi Anechoic Chamber
Date April 9, 2020
Temperature / Humidity 22 deg. C / 32 % RH
Engineer Yuta Moriya
(1 GHz - 10 GHz)
Mode Tx 11ax-20 5825 MHz (242-tone RU)

RU Index 61



* The measurement was conducted for a sufficiently long enough time to detect any possible spurious emissions.
Final result of restricted band edge was shown in tabular data.

UL Japan, Inc.

Ise EMC Lab.

4383-326 Asama-cho, Ise-shi, Mie-ken 516-0021 JAPAN

Telephone : +81 596 24 8999

Facsimile : +81 596 24 8124

Radiated Spurious Emission
(IFA Antenna)

Report No. 13170804H
Test place Ise EMC Lab. No.3 Semi Anechoic Chamber
Date February 13, 2020
Temperature / Humidity 23 deg. C / 41 % RH
Engineer Yuta Moriya
(1 GHz - 10 GHz)
Mode Tx 11ax-40 5190 MHz (26-tone RU)

RU Index 0

Polarity	Frequency [MHz]	Detector	Reading [dBuV]	Ant.Fac. [dB/m]	Loss [dB]	Gain [dB]	Duty Factor [dB]	Result [dBuV/m]	Limit [dBuV/m]	Margin [dB]	Remark
Hori.	5150.000	PK	39.6	31.7	5.9	31.8	-	45.4	73.9	28.5	
Hori.	5150.000	AV	31.7	31.7	5.9	31.8	0.2	37.7	53.9	16.2	*1)
Vert.	5150.000	PK	39.9	31.7	5.9	31.8	-	45.7	73.9	28.3	
Vert.	5150.000	AV	31.7	31.7	5.9	31.8	0.2	37.7	53.9	16.2	*1)

Result = Reading + Ant Factor + Loss (Cable+Attenuator+Filter+Distance factor(above 1 GHz)) - Gain(Amplifier) + Duty factor

*Other frequency noises omitted in this report were not seen or had enough margin (more than 20 dB).

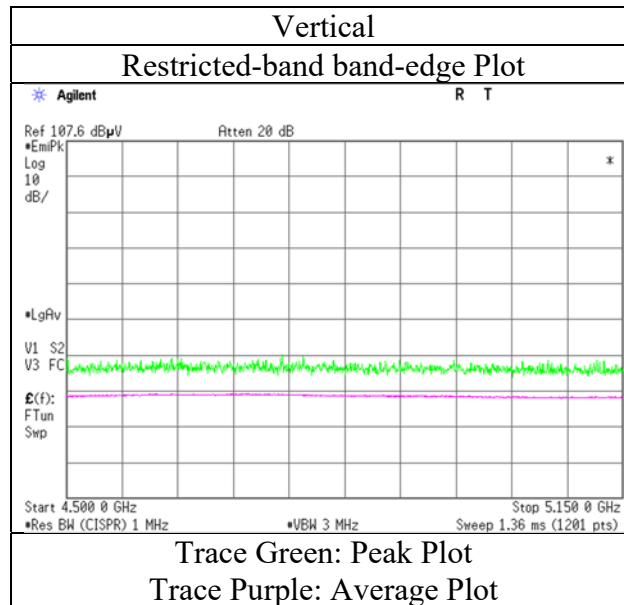
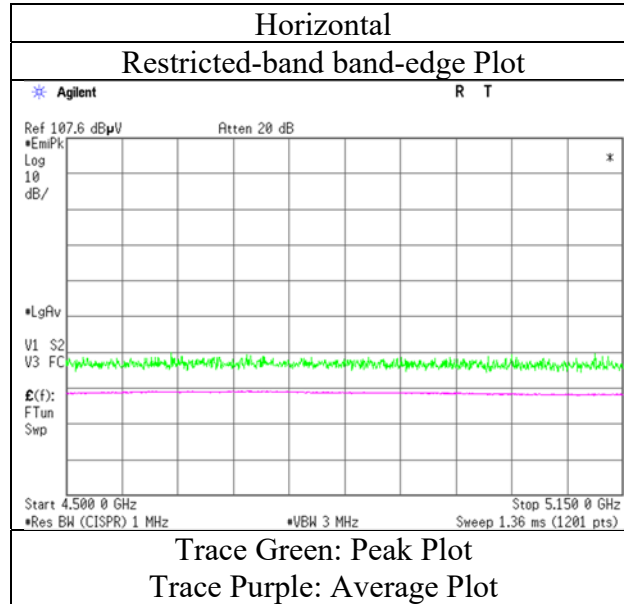
Distance factor: 1 GHz - 10 GHz 20log(3.9 m / 3.0 m) = 2.28 dB

*1) Not Out of Band emission(Leakage Power)

Radiated Spurious Emission
 (IFA Antenna)

Report No. 13170804H
 Test place Ise EMC Lab. No.3 Semi Anechoic Chamber
 Date February 13, 2020
 Temperature / Humidity 23 deg. C / 41 % RH
 Engineer Yuta Moriya
 (1 GHz - 10 GHz)
 Mode Tx 11ax-40 5190 MHz (26-tone RU)

RU Index 0



* The measurement was conducted for a sufficiently long enough time to detect any possible spurious emissions. Final result of restricted band edge was shown in tabular data.

UL Japan, Inc.

Ise EMC Lab.

4383-326 Asama-cho, Ise-shi, Mie-ken 516-0021 JAPAN

Telephone : +81 596 24 8999

Facsimile : +81 596 24 8124

Radiated Spurious Emission
(IFA Antenna)

Report No. 13170804H
Test place Ise EMC Lab. No.3 Semi Anechoic Chamber
Date February 13, 2020
Temperature / Humidity 23 deg. C / 41 % RH
Engineer Yuta Moriya
(1 GHz - 10 GHz)
Mode Tx 11ax-40 5190 MHz (52-tone RU)

RU Index 37

Polarity	Frequency [MHz]	Detector	Reading [dBuV]	Ant.Fac. [dB/m]	Loss [dB]	Gain [dB]	Duty Factor [dB]	Result [dBuV/m]	Limit [dBuV/m]	Margin [dB]	Remark
Hori.	5150.000	PK	39.2	31.7	5.9	31.8	-	45.0	73.9	28.9	
Hori.	5150.000	AV	31.7	31.7	5.9	31.8	0.2	37.7	53.9	16.3	*1)
Vert.	5150.000	PK	39.9	31.7	5.9	31.8	-	45.7	73.9	28.2	
Vert.	5150.000	AV	31.8	31.7	5.9	31.8	0.2	37.8	53.9	16.1	*1)

Result = Reading + Ant Factor + Loss (Cable+Attenuator+Filter+Distance factor(above 1 GHz)) - Gain(Amplifier) + Duty factor

*Other frequency noises omitted in this report were not seen or had enough margin (more than 20 dB).

Distance factor: 1 GHz - 10 GHz $20\log(3.9\text{ m} / 3.0\text{ m}) = 2.28\text{ dB}$

*1) Not Out of Band emission (Leakage Power)

UL Japan, Inc.

Ise EMC Lab.

4383-326 Asama-cho, Ise-shi, Mie-ken 516-0021 JAPAN

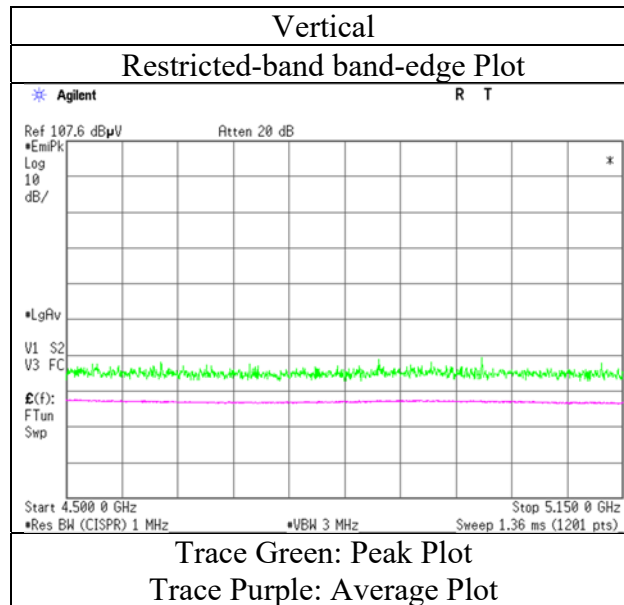
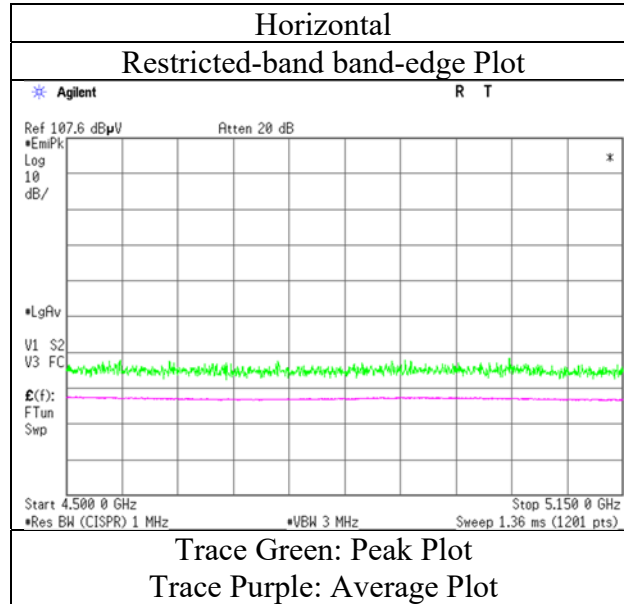
Telephone : +81 596 24 8999

Facsimile : +81 596 24 8124

Radiated Spurious Emission
(IFA Antenna)

Report No. 13170804H
Test place Ise EMC Lab. No.3 Semi Anechoic Chamber
Date February 13, 2020
Temperature / Humidity 23 deg. C / 41 % RH
Engineer Yuta Moriya
(1 GHz - 10 GHz)
Mode Tx 11ax-40 5190 MHz (52-tone RU)

RU Index 37



* The measurement was conducted for a sufficiently long enough time to detect any possible spurious emissions. Final result of restricted band edge was shown in tabular data.

UL Japan, Inc.

Ise EMC Lab.

4383-326 Asama-cho, Ise-shi, Mie-ken 516-0021 JAPAN

Telephone : +81 596 24 8999

Facsimile : +81 596 24 8124

Radiated Spurious Emission
(IFA Antenna)

Report No. 13170804H
Test place Ise EMC Lab. No.3 Semi Anechoic Chamber
Date February 13, 2020
Temperature / Humidity 23 deg. C / 41 % RH
Engineer Yuta Moriya
(1 GHz - 10 GHz)
Mode Tx 11ax-40 5190 MHz (106-tone RU)

RU Index 53

Polarity	Frequency [MHz]	Detector	Reading [dBuV]	Ant.Fac. [dB/m]	Loss [dB]	Gain [dB]	Duty Factor [dB]	Result [dBuV/m]	Limit [dBuV/m]	Margin [dB]	Remark
Hori.	5150.000	PK	39.9	31.7	5.9	31.8	-	45.7	73.9	28.2	
Hori.	5150.000	AV	31.8	31.7	5.9	31.8	0.2	37.9	53.9	16.0	*1)
Vert.	5150.000	PK	39.9	31.7	5.9	31.8	-	45.7	73.9	28.2	
Vert.	5150.000	AV	31.9	31.7	5.9	31.8	0.2	38.0	53.9	16.0	*1)

Result = Reading + Ant Factor + Loss (Cable+Attenuator+Filter+Distance factor(above 1 GHz)) - Gain(Amplifier) + Duty factor

*Other frequency noises omitted in this report were not seen or had enough margin (more than 20 dB).

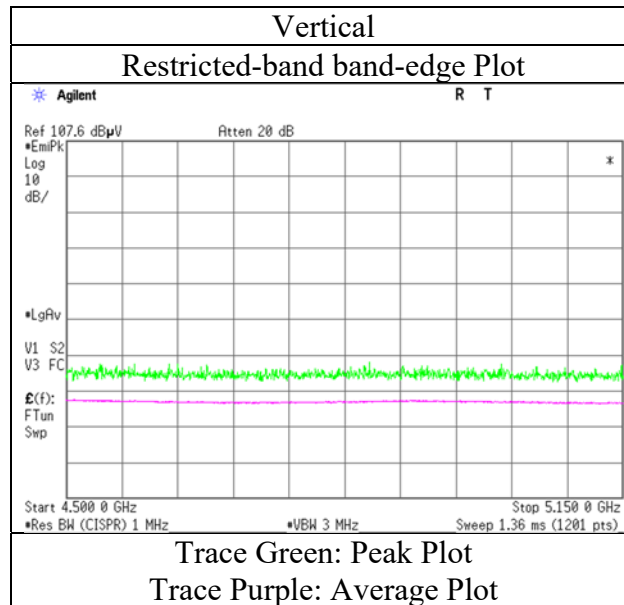
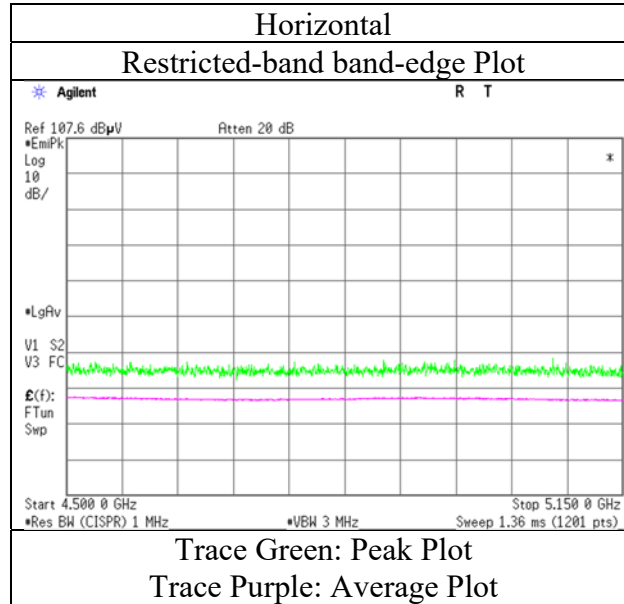
Distance factor: 1 GHz - 10 GHz $20\log(3.9\text{ m} / 3.0\text{ m}) = 2.28\text{ dB}$

*1) Not Out of Band emission(Leakage Power)

Radiated Spurious Emission
 (IFA Antenna)

Report No. 13170804H
 Test place Ise EMC Lab. No.3 Semi Anechoic Chamber
 Date February 13, 2020
 Temperature / Humidity 23 deg. C / 41 % RH
 Engineer Yuta Moriya
 (1 GHz - 10 GHz)
 Mode Tx 11ax-40 5190 MHz (106-tone RU)

RU Index 53



* The measurement was conducted for a sufficiently long enough time to detect any possible spurious emissions. Final result of restricted band edge was shown in tabular data.

UL Japan, Inc.

Ise EMC Lab.

4383-326 Asama-cho, Ise-shi, Mie-ken 516-0021 JAPAN

Telephone : +81 596 24 8999

Facsimile : +81 596 24 8124

Radiated Spurious Emission
(IFA Antenna)

Report No. 13170804H
Test place Ise EMC Lab. No.3 Semi Anechoic Chamber
Date February 13, 2020
Temperature / Humidity 23 deg. C / 41 % RH
Engineer Yuta Moriya
(1 GHz - 10 GHz)
Mode Tx 11ax-40 5190 MHz (242-tone RU)

RU Index 61

Polarity	Frequency [MHz]	Detector	Reading [dBuV]	Ant.Fac. [dB/m]	Loss [dB]	Gain [dB]	Duty Factor [dB]	Result [dBuV/m]	Limit [dBuV/m]	Margin [dB]	Remark
Hori.	5150.000	PK	39.8	31.7	5.9	31.8	-	45.6	73.9	28.3	
Hori.	5150.000	AV	31.8	31.7	5.9	31.8	0.2	37.9	53.9	16.0	*1)
Vert.	5150.000	PK	40.0	31.7	5.9	31.8	-	45.8	73.9	28.1	
Vert.	5150.000	AV	31.9	31.7	5.9	31.8	0.2	38.0	53.9	15.9	*1)

Result = Reading + Ant Factor + Loss (Cable+Attenuator+Filter+Distance factor(above 1 GHz)) - Gain(Amplifier) + Duty factor

*Other frequency noises omitted in this report were not seen or had enough margin (more than 20 dB).

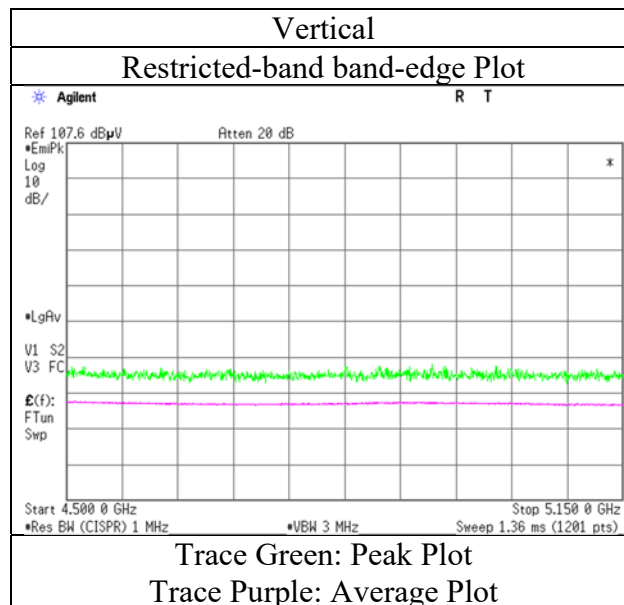
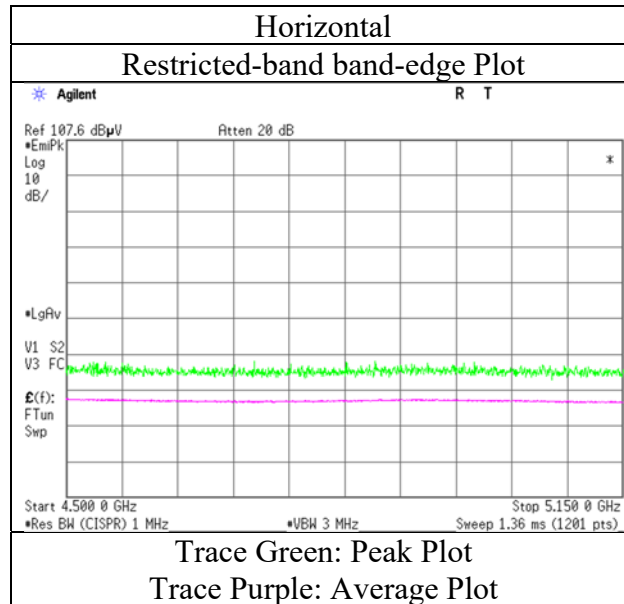
Distance factor: 1 GHz - 10 GHz $20\log(3.9\text{ m} / 3.0\text{ m}) = 2.28\text{ dB}$

*1) Not Out of Band emission(Leakage Power)

Radiated Spurious Emission
 (IFA Antenna)

Report No. 13170804H
 Test place Ise EMC Lab. No.3 Semi Anechoic Chamber
 Date February 13, 2020
 Temperature / Humidity 23 deg. C / 41 % RH
 Engineer Yuta Moriya
 (1 GHz - 10 GHz)
 Mode Tx 11ax-40 5190 MHz (242-tone RU)

RU Index 61



* The measurement was conducted for a sufficiently long enough time to detect any possible spurious emissions. Final result of restricted band edge was shown in tabular data.

UL Japan, Inc.

Ise EMC Lab.

4383-326 Asama-cho, Ise-shi, Mie-ken 516-0021 JAPAN

Telephone : +81 596 24 8999

Facsimile : +81 596 24 8124

Radiated Spurious Emission
(IFA Antenna)

Report No. 13170804H
Test place Ise EMC Lab. No.4 Semi Anechoic Chamber
Date April 9, 2020
Temperature / Humidity 22 deg. C / 32 % RH
Engineer Yuta Moriya
(1 GHz - 10 GHz)
Mode Tx 11ax-40 5190 MHz (484-tone RU)

RU Index 65

Polarity	Frequency [MHz]	Detector	Reading [dBuV]	Ant.Fac. [dB/m]	Loss [dB]	Gain [dB]	Duty Factor [dB]	Result [dBuV/m]	Limit [dBuV/m]	Margin [dB]	Remark
Hori.	5150.000	PK	50.9	32.1	6.2	31.3	-	57.9	73.9	16.0	
Hori.	5150.000	AV	39.5	32.1	6.2	31.3	0.3	46.7	53.9	7.2	*1)
Vert.	5150.000	PK	50.2	32.1	6.2	31.3	-	57.2	73.9	16.8	
Vert.	5150.000	AV	37.9	32.1	6.2	31.3	0.3	45.1	53.9	8.8	*1)

Result = Reading + Ant Factor + Loss (Cable+Attenuator+Filter+Distance factor(above 1 GHz)) - Gain(Amplifier) + Duty factor

*Other frequency noises omitted in this report were not seen or had enough margin (more than 20 dB).

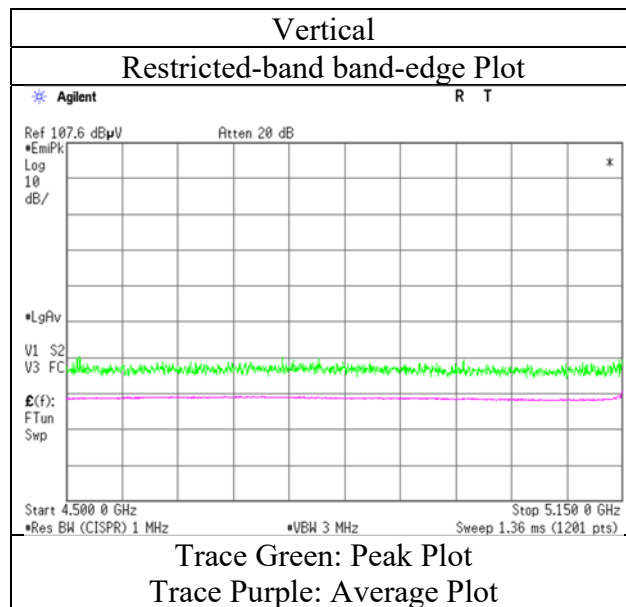
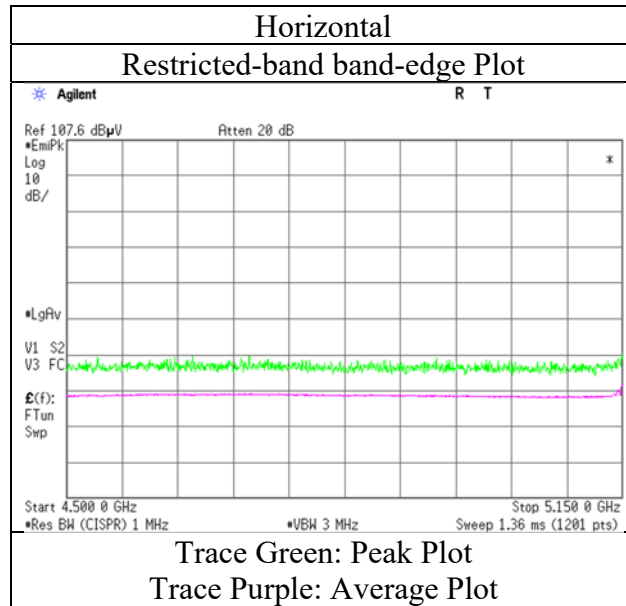
Distance factor: 1 GHz - 10 GHz $20\log(3.9\text{ m} / 3.0\text{ m}) = 2.28\text{ dB}$

*1) Not Out of Band emission(Leakage Power)

Radiated Spurious Emission
(IFA Antenna)

Report No. 13170804H
Test place Ise EMC Lab. No.4 Semi Anechoic Chamber
Date April 9, 2020
Temperature / Humidity 22 deg. C / 32 % RH
Engineer Yuta Moriya
(1 GHz - 10 GHz)
Mode Tx 11ax-40 5190 MHz (484-tone RU)

RU Index 65



* The measurement was conducted for a sufficiently long enough time to detect any possible spurious emissions.
Final result of restricted band edge was shown in tabular data.

UL Japan, Inc.

Ise EMC Lab.

4383-326 Asama-cho, Ise-shi, Mie-ken 516-0021 JAPAN

Telephone : +81 596 24 8999

Facsimile : +81 596 24 8124

Radiated Spurious Emission
(IFA Antenna)

Report No. 13170804H
Test place Ise EMC Lab. No.3 Semi Anechoic Chamber
Date February 19, 2020
Temperature / Humidity 22 deg. C / 42 % RH
Engineer Yuta Moriya
(1 GHz - 10 GHz)
Mode Tx 11ax-40 5310 MHz (26-tone RU)

RU Index 17

Polarity	Frequency [MHz]	Detector	Reading [dBuV]	Ant.Fac. [dB/m]	Loss [dB]	Gain [dB]	Duty Factor [dB]	Result [dBuV/m]	Limit [dBuV/m]	Margin [dB]	Remark
Hori.	5350.000	PK	41.4	31.5	6.0	31.8	-	47.0	73.9	26.9	
Hori.	5350.000	AV	32.9	31.5	6.0	31.8	2.3	40.8	53.9	13.1	*1)
Vert.	5350.000	PK	41.3	31.5	6.0	31.8	-	46.9	73.9	27.0	
Vert.	5350.000	AV	32.8	31.5	6.0	31.8	2.3	40.7	53.9	13.3	*1)

Result = Reading + Ant Factor + Loss (Cable+Attenuator+Filter+Distance factor(above 1 GHz)) - Gain(Amplifier) + Duty factor

*Other frequency noises omitted in this report were not seen or had enough margin (more than 20 dB).

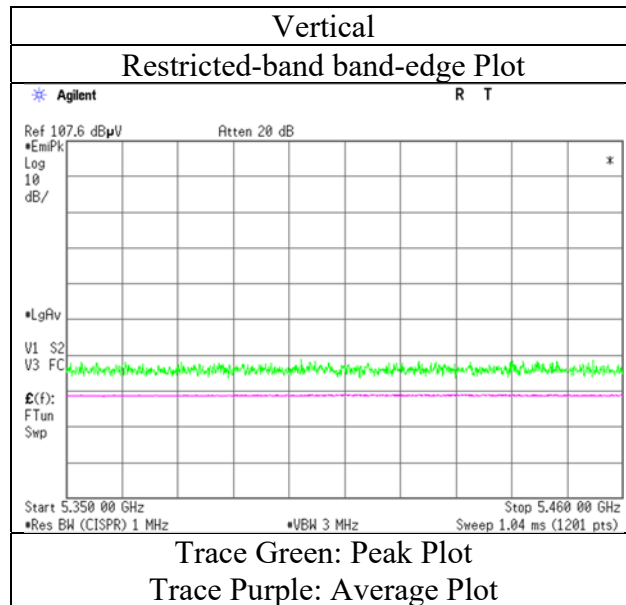
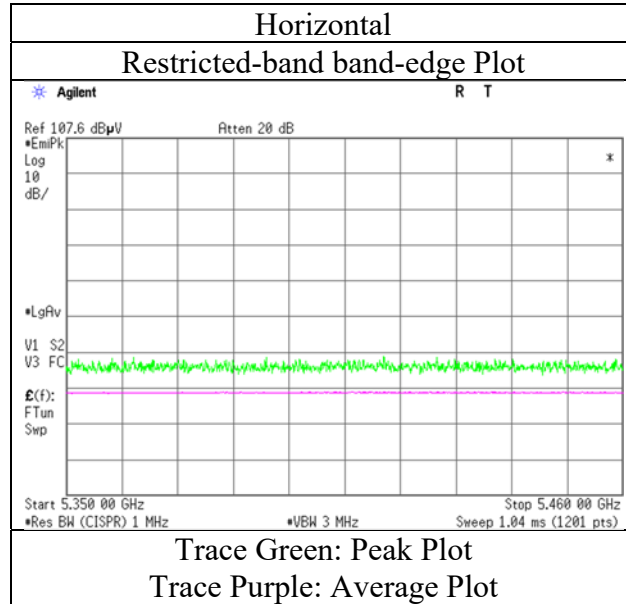
Distance factor: 1 GHz - 10 GHz $20\log(3.9\text{ m} / 3.0\text{ m}) = 2.28\text{ dB}$

*1) Not Out of Band emission(Leakage Power)

Radiated Spurious Emission
 (IFA Antenna)

Report No. 13170804H
 Test place Ise EMC Lab. No.3 Semi Anechoic Chamber
 Date February 19, 2020
 Temperature / Humidity 22 deg. C / 42 % RH
 Engineer Yuta Moriya
 (1 GHz - 10 GHz)
 Mode Tx 11ax-40 5310 MHz (26-tone RU)

RU Index 17



* The measurement was conducted for a sufficiently long enough time to detect any possible spurious emissions. Final result of restricted band edge was shown in tabular data.

UL Japan, Inc.

Ise EMC Lab.

4383-326 Asama-cho, Ise-shi, Mie-ken 516-0021 JAPAN

Telephone : +81 596 24 8999

Facsimile : +81 596 24 8124

Radiated Spurious Emission
(IFA Antenna)

Report No. 13170804H
Test place Ise EMC Lab. No.3 Semi Anechoic Chamber
Date February 19, 2020
Temperature / Humidity 22 deg. C / 42 % RH
Engineer Yuta Moriya
(1 GHz - 10 GHz)
Mode Tx 11ax-40 5310 MHz (52-tone RU)

RU Index 44

Polarity	Frequency [MHz]	Detector	Reading [dBuV]	Ant.Fac. [dB/m]	Loss [dB]	Gain [dB]	Duty Factor [dB]	Result [dBuV/m]	Limit [dBuV/m]	Margin [dB]	Remark
Hori.	5350.000	PK	41.5	31.5	6.0	31.8	-	47.1	73.9	26.8	
Hori.	5350.000	AV	32.7	31.5	6.0	31.8	2.3	40.6	53.9	13.3	*1)
Vert.	5350.000	PK	41.4	31.5	6.0	31.8	-	47.0	73.9	26.9	
Vert.	5350.000	AV	32.3	31.5	6.0	31.8	2.3	40.2	53.9	13.7	*1)

Result = Reading + Ant Factor + Loss (Cable+Attenuator+Filter+Distance factor(above 1 GHz)) - Gain(Amplifier) + Duty factor

*Other frequency noises omitted in this report were not seen or had enough margin (more than 20 dB).

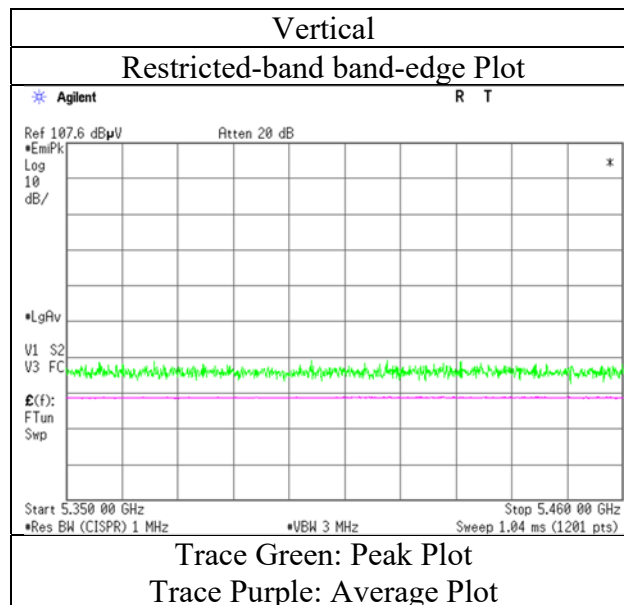
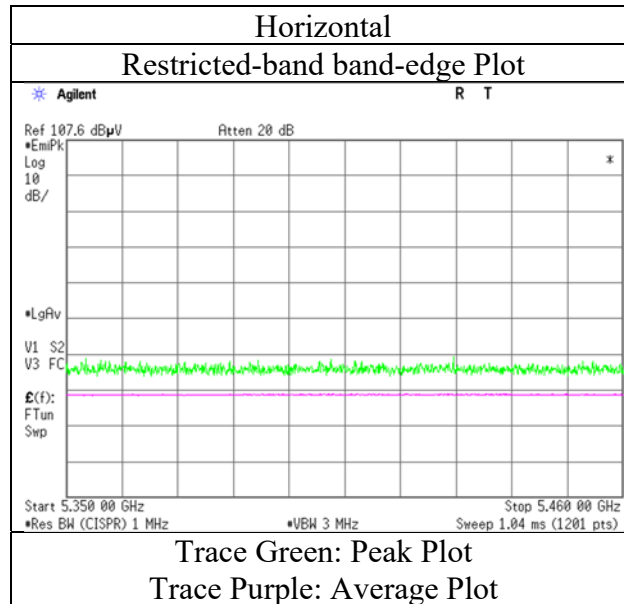
Distance factor: 1 GHz - 10 GHz $20\log(3.9\text{ m} / 3.0\text{ m}) = 2.28\text{ dB}$

*1) Not Out of Band emission(Leakage Power)

Radiated Spurious Emission
 (IFA Antenna)

Report No. 13170804H
 Test place Ise EMC Lab. No.3 Semi Anechoic Chamber
 Date February 19, 2020
 Temperature / Humidity 22 deg. C / 42 % RH
 Engineer Yuta Moriya
 (1 GHz - 10 GHz)
 Mode Tx 11ax-40 5310 MHz (52-tone RU)

RU Index 44



* The measurement was conducted for a sufficiently long enough time to detect any possible spurious emissions. Final result of restricted band edge was shown in tabular data.

UL Japan, Inc.

Ise EMC Lab.

4383-326 Asama-cho, Ise-shi, Mie-ken 516-0021 JAPAN

Telephone : +81 596 24 8999

Facsimile : +81 596 24 8124

Radiated Spurious Emission
(IFA Antenna)

Report No. 13170804H
Test place Ise EMC Lab. No.3 Semi Anechoic Chamber
Date February 19, 2020
Temperature / Humidity 22 deg. C / 42 % RH
Engineer Yuta Moriya
(1 GHz - 10 GHz)
Mode Tx 11ax-40 5310 MHz (106-tone RU)

RU Index 56

Polarity	Frequency [MHz]	Detector	Reading [dBuV]	Ant.Fac. [dB/m]	Loss [dB]	Gain [dB]	Duty Factor [dB]	Result [dBuV/m]	Limit [dBuV/m]	Margin [dB]	Remark
Hori.	5350.000	PK	41.3	31.5	6.0	31.8	-	46.9	73.9	27.0	
Hori.	5350.000	AV	33.1	31.5	6.0	31.8	2.6	41.3	53.9	12.6	*1)
Vert.	5350.000	PK	41.3	31.5	6.0	31.8	-	46.9	73.9	27.0	
Vert.	5350.000	AV	32.9	31.5	6.0	31.8	2.6	41.1	53.9	12.9	*1)

Result = Reading + Ant Factor + Loss (Cable+Attenuator+Filter+Distance factor(above 1 GHz)) - Gain(Amplifier) + Duty factor

*Other frequency noises omitted in this report were not seen or had enough margin (more than 20 dB).

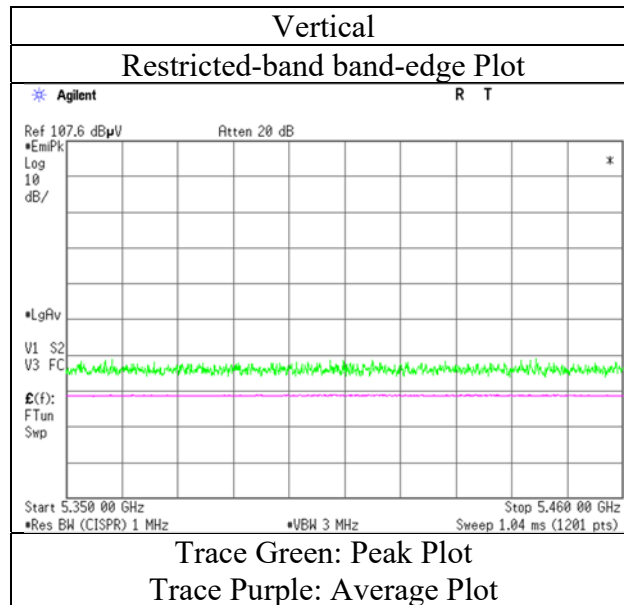
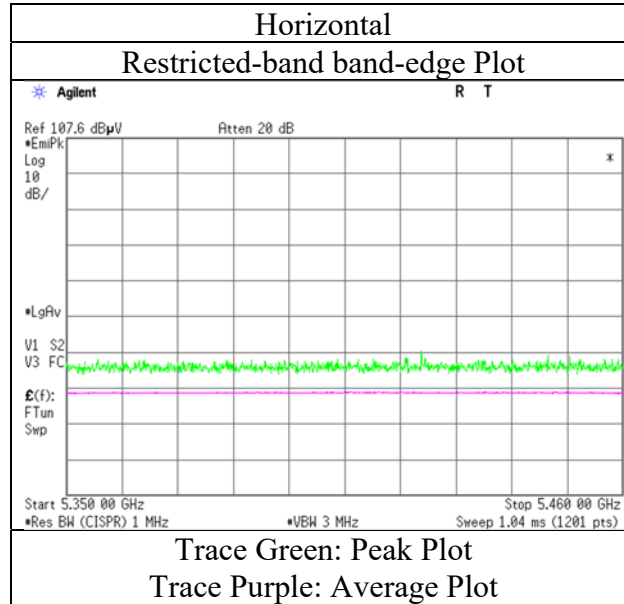
Distance factor: 1 GHz - 10 GHz $20\log(3.9\text{ m} / 3.0\text{ m}) = 2.28\text{ dB}$

*1) Not Out of Band emission(Leakage Power)

Radiated Spurious Emission
(IFA Antenna)

Report No. 13170804H
Test place Ise EMC Lab. No.3 Semi Anechoic Chamber
Date February 19, 2020
Temperature / Humidity 22 deg. C / 42 % RH
Engineer Yuta Moriya
(1 GHz - 10 GHz)
Mode Tx 11ax-40 5310 MHz (106-tone RU)

RU Index 56



* The measurement was conducted for a sufficiently long enough time to detect any possible spurious emissions.
Final result of restricted band edge was shown in tabular data.

Radiated Spurious Emission
(IFA Antenna)

Report No. 13170804H
Test place Ise EMC Lab. No.3 Semi Anechoic Chamber
Date February 19, 2020
Temperature / Humidity 22 deg. C / 42 % RH
Engineer Yuta Moriya
(1 GHz - 10 GHz)
Mode Tx 11ax-40 5310 MHz (242-tone RU)

RU Index 62

Polarity	Frequency [MHz]	Detector	Reading [dBuV]	Ant.Fac. [dB/m]	Loss [dB]	Gain [dB]	Duty Factor [dB]	Result [dBuV/m]	Limit [dBuV/m]	Margin [dB]	Remark
Hori.	5350.000	PK	41.2	31.5	6.0	31.8	-	46.8	73.9	27.1	
Hori.	5350.000	AV	32.9	31.5	6.0	31.8	3.2	41.7	53.9	12.2	*1)
Vert.	5350.000	PK	41.3	31.5	6.0	31.8	-	46.8	73.9	27.1	
Vert.	5350.000	AV	32.8	31.5	6.0	31.8	3.2	41.6	53.9	12.3	*1)

Result = Reading + Ant Factor + Loss (Cable+Attenuator+Filter+Distance factor(above 1 GHz)) - Gain(Amplifier) + Duty factor

*Other frequency noises omitted in this report were not seen or had enough margin (more than 20 dB).

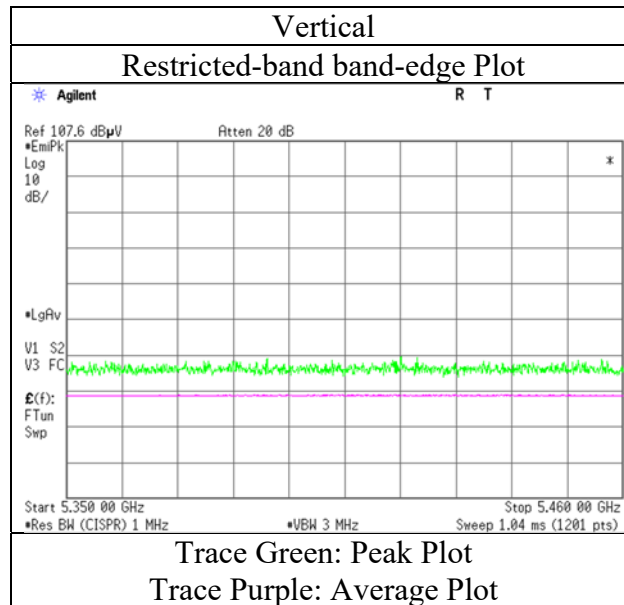
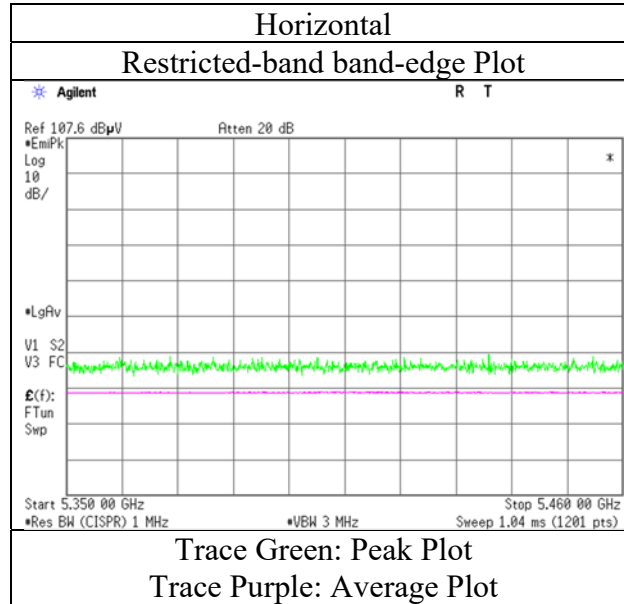
Distance factor: 1 GHz - 10 GHz $20\log(3.9\text{ m} / 3.0\text{ m}) = 2.28\text{ dB}$

*1) Not Out of Band emission(Leakage Power)

Radiated Spurious Emission
(IFA Antenna)

Report No. 13170804H
Test place Ise EMC Lab. No.3 Semi Anechoic Chamber
Date February 19, 2020
Temperature / Humidity 22 deg. C / 42 % RH
Engineer Yuta Moriya
(1 GHz - 10 GHz)
Mode Tx 11ax-40 5310 MHz (242-tone RU)

RU Index 62



* The measurement was conducted for a sufficiently long enough time to detect any possible spurious emissions.
Final result of restricted band edge was shown in tabular data.

Radiated Spurious Emission
(IFA Antenna)

Report No. 13170804H
Test place Ise EMC Lab. No.4 Semi Anechoic Chamber
Date April 9, 2020
Temperature / Humidity 22 deg. C / 32 % RH
Engineer Yuta Moriya
(1 GHz - 10 GHz)
Mode Tx 11ax-40 5310 MHz (484-tone RU)

RU Index 65

Polarity	Frequency [MHz]	Detector	Reading [dBuV]	Ant.Fac. [dB/m]	Loss [dB]	Gain [dB]	Duty Factor [dB]	Result [dBuV/m]	Limit [dBuV/m]	Margin [dB]	Remark
Hori.	5350.000	PK	53.0	31.7	6.3	31.3	-	59.6	73.9	14.3	
Hori.	5350.000	AV	42.0	31.7	6.3	31.3	0.3	49.0	53.9	4.9	*1)
Vert.	5350.000	PK	51.8	31.7	6.3	31.3	-	58.5	73.9	15.4	
Vert.	5350.000	AV	41.1	31.7	6.3	31.3	0.3	48.0	53.9	5.9	*1)

Result = Reading + Ant Factor + Loss (Cable+Attenuator+Filter+Distance factor(above 1 GHz)) - Gain(Amplifier) + Duty factor

*Other frequency noises omitted in this report were not seen or had enough margin (more than 20 dB).

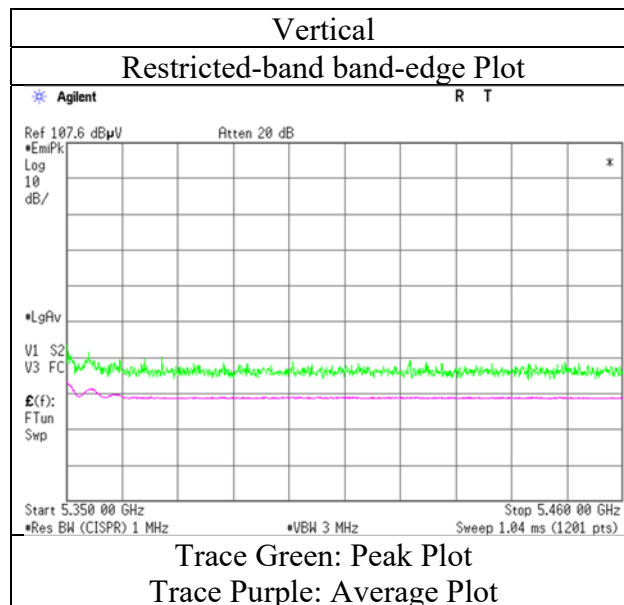
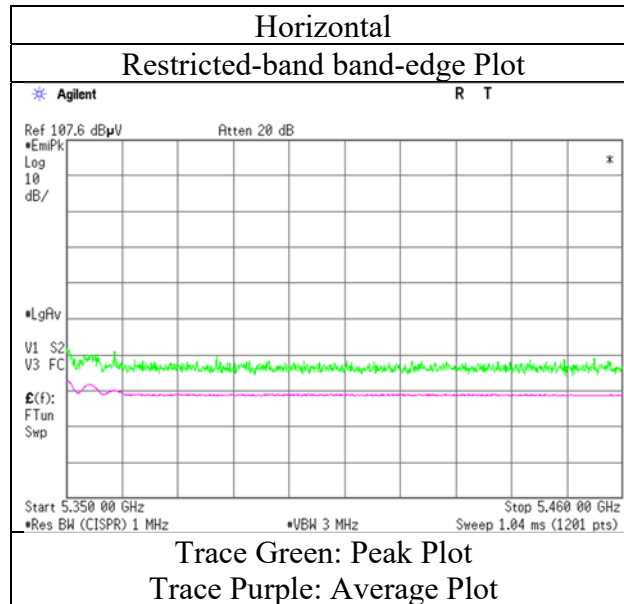
Distance factor: 1 GHz - 10 GHz $20\log(3.9\text{ m} / 3.0\text{ m}) = 2.28\text{ dB}$

*1) Not Out of Band emission(Leakage Power)

Radiated Spurious Emission
(IFA Antenna)

Report No. 13170804H
Test place Ise EMC Lab. No.4 Semi Anechoic Chamber
Date April 9, 2020
Temperature / Humidity 22 deg. C / 32 % RH
Engineer Yuta Moriya
(1 GHz - 10 GHz)
Mode Tx 11ax-40 5310 MHz (484-tone RU)

RU Index 65



* The measurement was conducted for a sufficiently long enough time to detect any possible spurious emissions.
Final result of restricted band edge was shown in tabular data.

UL Japan, Inc.

Ise EMC Lab.

4383-326 Asama-cho, Ise-shi, Mie-ken 516-0021 JAPAN

Telephone : +81 596 24 8999

Facsimile : +81 596 24 8124

Radiated Spurious Emission
(IFA Antenna)

Report No. 13170804H
Test place Ise EMC Lab. No.3 Semi Anechoic Chamber
Date February 19, 2020
Temperature / Humidity 22 deg. C / 42 % RH
Engineer Yuta Moriya
(1 GHz - 10 GHz)
Mode Tx 11ax-40 5510 MHz (26-tone RU)

RU Index 0

Polarity	Frequency [MHz]	Detector	Reading [dBuV]	Ant.Fac. [dB/m]	Loss [dB]	Gain [dB]	Duty Factor [dB]	Result [dBuV/m]	Limit [dBuV/m]	Margin [dB]	Remark
Hori.	5460.000	PK	41.2	31.7	6.0	31.9	-	47.1	68.2	21.2	
Hori.	5470.000	PK	41.4	31.7	6.0	31.9	-	47.2	68.2	21.0	
Hori.	5460.000	AV	31.2	31.7	6.0	31.9	0.2	37.2	53.9	16.7	*1)
Vert.	5460.000	PK	41.7	31.7	6.0	31.9	-	47.5	68.2	20.7	
Vert.	5470.000	PK	41.6	31.7	6.0	31.9	-	47.4	68.2	20.8	
Vert.	5460.000	AV	31.0	31.7	6.0	31.9	0.2	37.0	53.9	16.9	*1)

Result = Reading + Ant Factor + Loss (Cable+Attenuator+Filter+Distance factor(above 1 GHz)) - Gain(Amplifier) + Duty factor

*Other frequency noises omitted in this report were not seen or had enough margin (more than 20 dB).

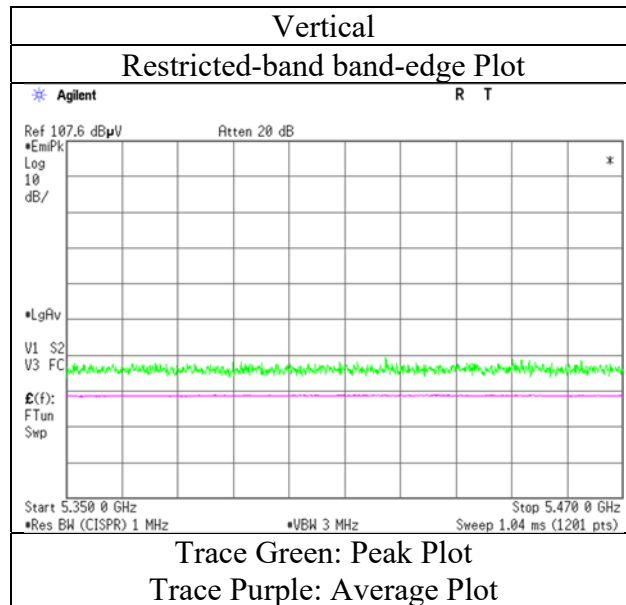
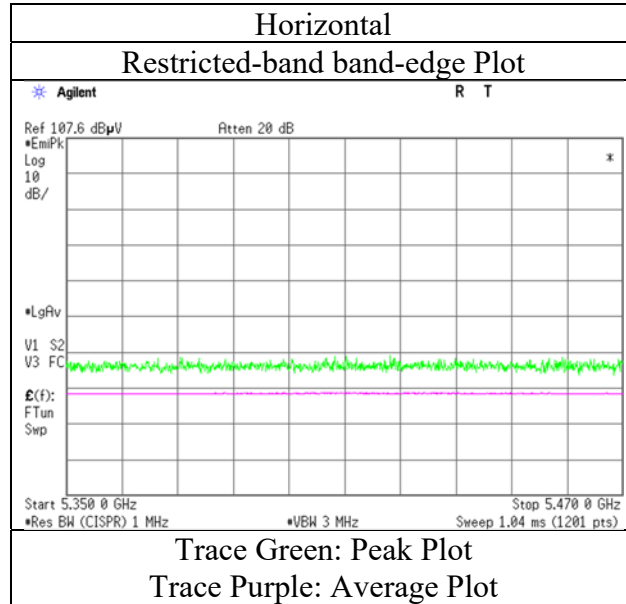
Distance factor: 1 GHz - 10 GHz $20\log(3.9\text{ m} / 3.0\text{ m}) = 2.28\text{ dB}$

*1) Not Out of Band emission(Leakage Power)

Radiated Spurious Emission
(IFA Antenna)

Report No. 13170804H
Test place Ise EMC Lab. No.3 Semi Anechoic Chamber
Date February 19, 2020
Temperature / Humidity 22 deg. C / 42 % RH
Engineer Yuta Moriya
(1 GHz - 10 GHz)
Mode Tx 11ax-40 5510 MHz (26-tone RU)

RU Index 0



* The measurement was conducted for a sufficiently long enough time to detect any possible spurious emissions.
Final result of restricted band edge was shown in tabular data.

Radiated Spurious Emission
(IFA Antenna)

Report No. 13170804H
Test place Ise EMC Lab. No.3 Semi Anechoic Chamber
Date February 19, 2020
Temperature / Humidity 22 deg. C / 42 % RH
Engineer Yuta Moriya
(1 GHz - 10 GHz)
Mode Tx 11ax-40 5510 MHz (52-tone RU)

RU Index37

Polarity	Frequency [MHz]	Detector	Reading [dBuV]	Ant.Fac. [dB/m]	Loss [dB]	Gain [dB]	Duty Factor [dB]	Result [dBuV/m]	Limit [dBuV/m]	Margin [dB]	Remark
Hori.	5460.000	PK	41.1	31.7	6.0	31.9	-	46.9	68.2	21.3	
Hori.	5470.000	PK	41.2	31.7	6.0	31.9	-	47.1	68.2	21.1	
Hori.	5460.000	AV	31.2	31.7	6.0	31.9	0.2	37.3	53.9	16.6	*1)
Vert.	5460.000	PK	41.1	31.7	6.0	31.9	-	46.9	68.2	21.3	
Vert.	5470.000	PK	41.3	31.7	6.0	31.9	-	47.1	68.2	21.1	
Vert.	5460.000	AV	31.1	31.7	6.0	31.9	0.2	37.1	53.9	16.8	*1)

Result = Reading + Ant Factor + Loss (Cable+Attenuator+Filter+Distance factor(above 1 GHz)) - Gain(Amplifier) + Duty factor

*Other frequency noises omitted in this report were not seen or had enough margin (more than 20 dB).

Distance factor: 1 GHz - 10 GHz $20\log(3.9\text{ m} / 3.0\text{ m}) = 2.28\text{ dB}$

*1) Not Out of Band emission(Leakage Power)

UL Japan, Inc.

Ise EMC Lab.

4383-326 Asama-cho, Ise-shi, Mie-ken 516-0021 JAPAN

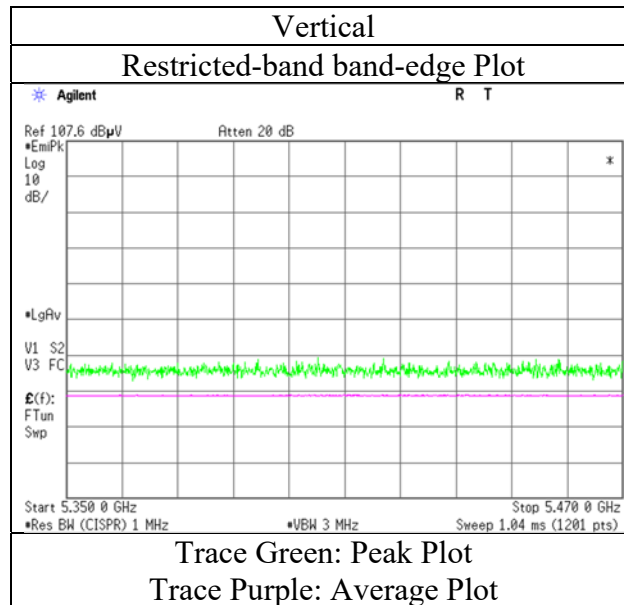
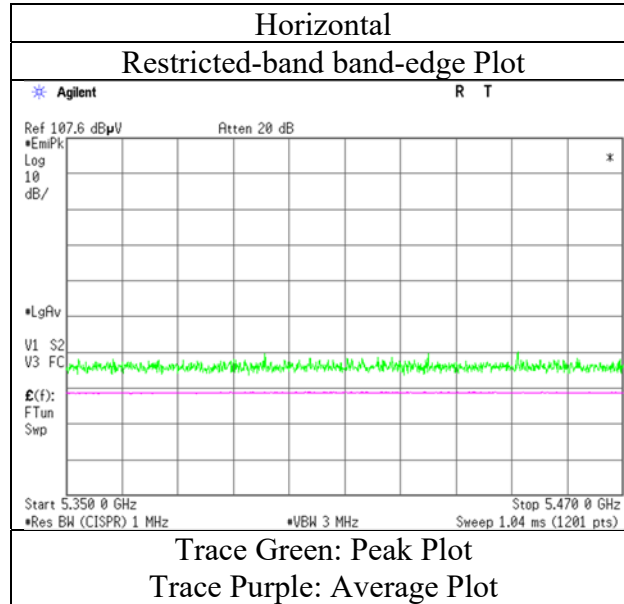
Telephone : +81 596 24 8999

Facsimile : +81 596 24 8124

Radiated Spurious Emission
 (IFA Antenna)

Report No. 13170804H
 Test place Ise EMC Lab. No.3 Semi Anechoic Chamber
 Date February 19, 2020
 Temperature / Humidity 22 deg. C / 42 % RH
 Engineer Yuta Moriya
 (1 GHz - 10 GHz)
 Mode Tx 11ax-20 5510 MHz (52-tone RU)

RU Index37



* The measurement was conducted for a sufficiently long enough time to detect any possible spurious emissions. Final result of restricted band edge was shown in tabular data.

Radiated Spurious Emission
(IFA Antenna)

Report No. 13170804H
Test place Ise EMC Lab. No.3 Semi Anechoic Chamber
Date February 19, 2020
Temperature / Humidity 22 deg. C / 42 % RH
Engineer Yuta Moriya
(1 GHz - 10 GHz)
Mode Tx 11ax-40 5510 MHz (106-tone RU)

RU Index 53

Polarity	Frequency [MHz]	Detector	Reading [dBuV]	Ant.Fac. [dB/m]	Loss [dB]	Gain [dB]	Duty Factor [dB]	Result [dBuV/m]	Limit [dBuV/m]	Margin [dB]	Remark
Hori.	5460.000	PK	41.6	31.7	6.0	31.9	-	47.4	68.2	20.8	
Hori.	5470.000	PK	41.3	31.7	6.0	31.9	-	47.2	68.2	21.0	
Hori.	5460.000	AV	30.6	31.7	6.0	31.9	0.2	36.7	53.9	17.2	*1)
Vert.	5460.000	PK	41.3	31.7	6.0	31.9	-	47.2	68.2	21.1	
Vert.	5470.000	PK	41.4	31.7	6.0	31.9	-	47.3	68.2	20.9	
Vert.	5460.000	AV	30.9	31.7	6.0	31.9	0.2	36.9	53.9	17.0	*1)

Result = Reading + Ant Factor + Loss (Cable+Attenuator+Filter+Distance factor(above 1 GHz)) - Gain(Amplifier) + Duty factor

*Other frequency noises omitted in this report were not seen or had enough margin (more than 20 dB).

Distance factor: 1 GHz - 10 GHz $20\log(3.9\text{ m} / 3.0\text{ m}) = 2.28\text{ dB}$

*1) Not Out of Band emission(Leakage Power)

UL Japan, Inc.

Ise EMC Lab.

4383-326 Asama-cho, Ise-shi, Mie-ken 516-0021 JAPAN

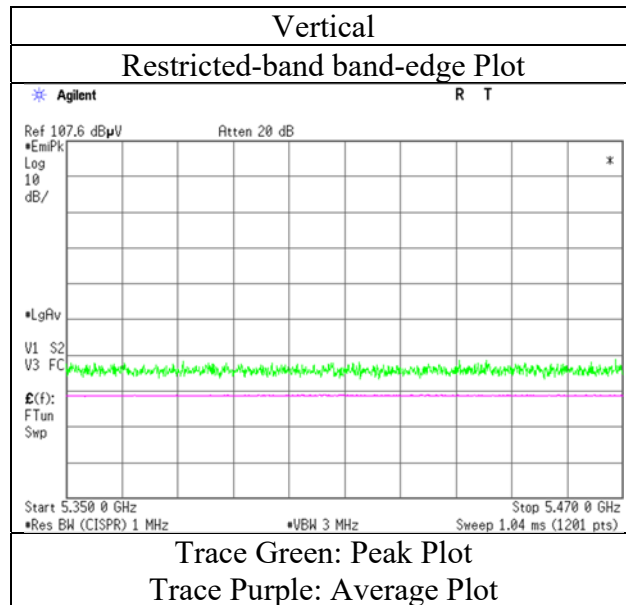
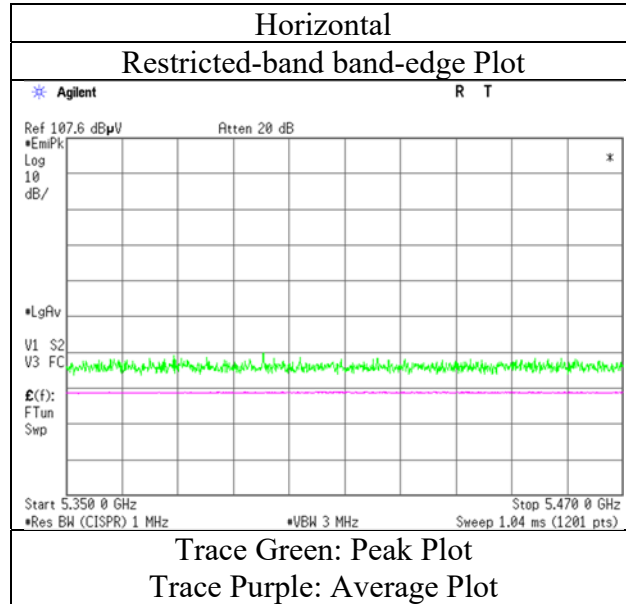
Telephone : +81 596 24 8999

Facsimile : +81 596 24 8124

Radiated Spurious Emission
(IFA Antenna)

Report No. 13170804H
Test place Ise EMC Lab. No.3 Semi Anechoic Chamber
Date February 19, 2020
Temperature / Humidity 22 deg. C / 42 % RH
Engineer Yuta Moriya
(1 GHz - 10 GHz)
Mode Tx 11ax-40 5510 MHz (106-tone RU)

RU Index 53



* The measurement was conducted for a sufficiently long enough time to detect any possible spurious emissions.
Final result of restricted band edge was shown in tabular data.

Radiated Spurious Emission
(IFA Antenna)

Report No. 13170804H
Test place Ise EMC Lab. No.3 Semi Anechoic Chamber
Date February 19, 2020
Temperature / Humidity 22 deg. C / 42 % RH
Engineer Yuta Moriya
(1 GHz - 10 GHz)
Mode Tx 11ax-40 5510 MHz (242-tone RU)

RU Index 61

Polarity	Frequency [MHz]	Detector	Reading [dBuV]	Ant.Fac. [dB/m]	Loss [dB]	Gain [dB]	Duty Factor [dB]	Result [dBuV/m]	Limit [dBuV/m]	Margin [dB]	Remark
Hori.	5460.000	PK	41.3	31.7	6.0	31.9	-	47.1	68.2	21.1	
Hori.	5470.000	PK	41.1	31.7	6.0	31.9	-	46.9	68.2	21.3	
Hori.	5460.000	AV	31.0	31.7	6.0	31.9	0.2	37.1	53.9	16.8	*1)
Vert.	5460.000	PK	41.4	31.7	6.0	31.9	-	47.3	68.2	20.9	
Vert.	5470.000	PK	41.1	31.7	6.0	31.9	-	46.9	68.2	21.3	
Vert.	5460.000	AV	31.0	31.7	6.0	31.9	0.2	37.1	53.9	16.8	*1)

Result = Reading + Ant Factor + Loss (Cable+Attenuator+Filter+Distance factor(above 1 GHz)) - Gain(Amplifier) + Duty factor

*Other frequency noises omitted in this report were not seen or had enough margin (more than 20 dB).

Distance factor: 1 GHz - 10 GHz $20\log(3.9\text{ m} / 3.0\text{ m}) = 2.28\text{ dB}$

*1) Not Out of Band emission(Leakage Power)

UL Japan, Inc.

Ise EMC Lab.

4383-326 Asama-cho, Ise-shi, Mie-ken 516-0021 JAPAN

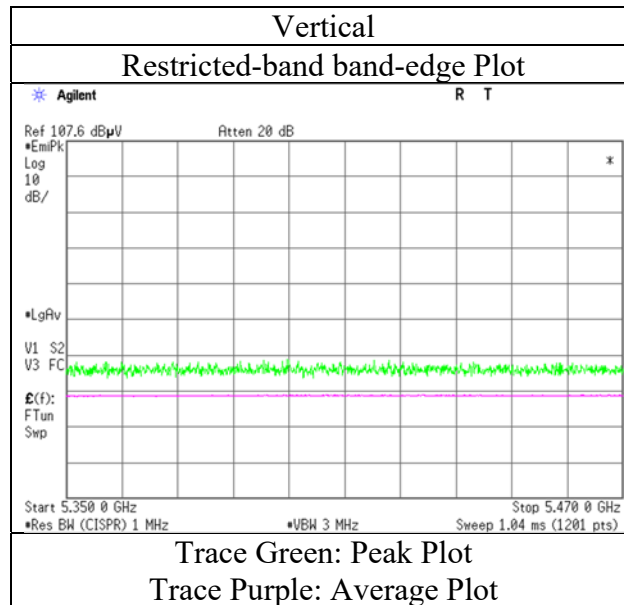
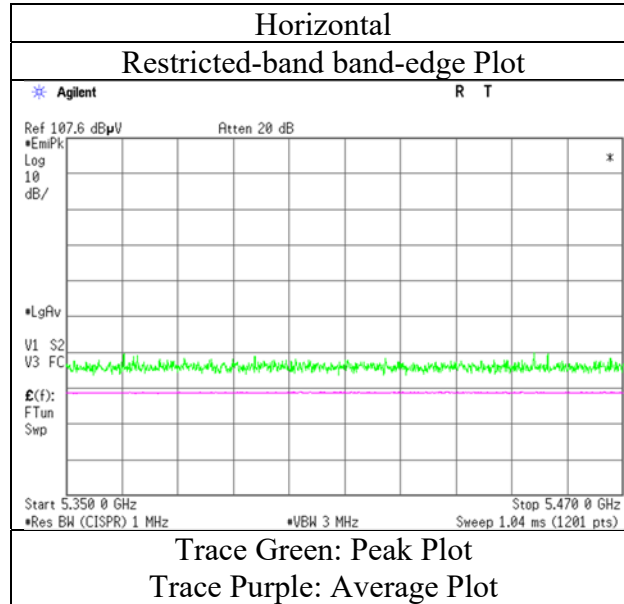
Telephone : +81 596 24 8999

Facsimile : +81 596 24 8124

Radiated Spurious Emission
(IFA Antenna)

Report No. 13170804H
Test place Ise EMC Lab. No.3 Semi Anechoic Chamber
Date February 19, 2020
Temperature / Humidity 22 deg. C / 42 % RH
Engineer Yuta Moriya
(1 GHz - 10 GHz)
Mode Tx 11ax-40 5510 MHz (242-tone RU)

RU Index 61



* The measurement was conducted for a sufficiently long enough time to detect any possible spurious emissions.
Final result of restricted band edge was shown in tabular data.

UL Japan, Inc.

Ise EMC Lab.

4383-326 Asama-cho, Ise-shi, Mie-ken 516-0021 JAPAN

Telephone : +81 596 24 8999

Facsimile : +81 596 24 8124

Radiated Spurious Emission
(IFA Antenna)

Report No. 13170804H
Test place Ise EMC Lab. No.4 Semi Anechoic Chamber
Date April 9, 2020
Temperature / Humidity 22 deg. C / 32 % RH
Engineer Yuta Moriya
(1 GHz - 10 GHz)
Mode Tx 11ax-40 5510 MHz (484-tone RU)

RU Index 65

Polarity	Frequency [MHz]	Detector	Reading [dBuV]	Ant.Fac. [dB/m]	Loss [dB]	Gain [dB]	Duty Factor [dB]	Result [dBuV/m]	Limit [dBuV/m]	Margin [dB]	Remark
Hori.	5460.000	PK	49.2	32.0	6.4	31.3	-	56.3	68.2	11.9	
Hori.	5470.000	PK	52.6	32.0	6.4	31.3	-	59.6	68.2	8.6	
Hori.	5460.000	AV	36.0	32.0	6.4	31.3	0.3	43.2	53.9	10.7	*1)
Vert.	5460.000	PK	47.7	32.0	6.4	31.3	-	54.7	68.2	13.5	
Vert.	5470.000	PK	52.9	32.0	6.4	31.3	-	60.0	68.2	8.2	
Vert.	5460.000	AV	35.7	32.0	6.4	31.3	0.3	43.0	53.9	10.9	*1)

Result = Reading + Ant Factor + Loss (Cable+Attenuator+Filter+Distance factor(above 1 GHz)) - Gain(Amplifier) + Duty factor

*Other frequency noises omitted in this report were not seen or had enough margin (more than 20 dB).

Distance factor: 1 GHz - 10 GHz $20\log(3.9\text{ m} / 3.0\text{ m}) = 2.28\text{ dB}$

*1) Not Out of Band emission(Leakage Power)

UL Japan, Inc.

Ise EMC Lab.

4383-326 Asama-cho, Ise-shi, Mie-ken 516-0021 JAPAN

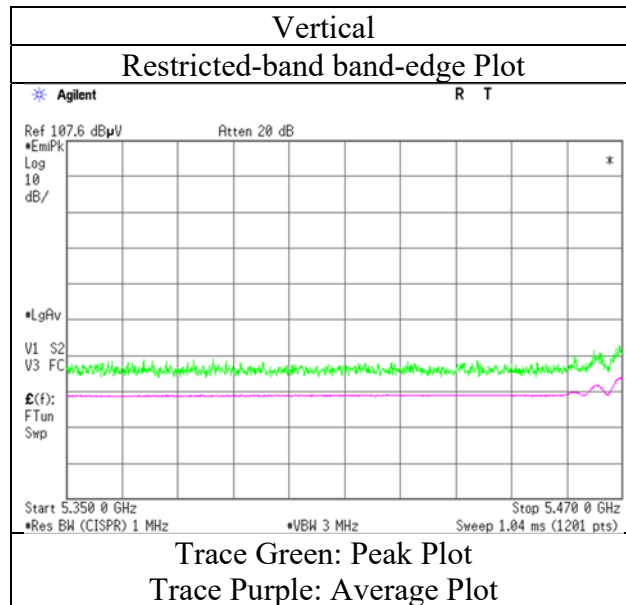
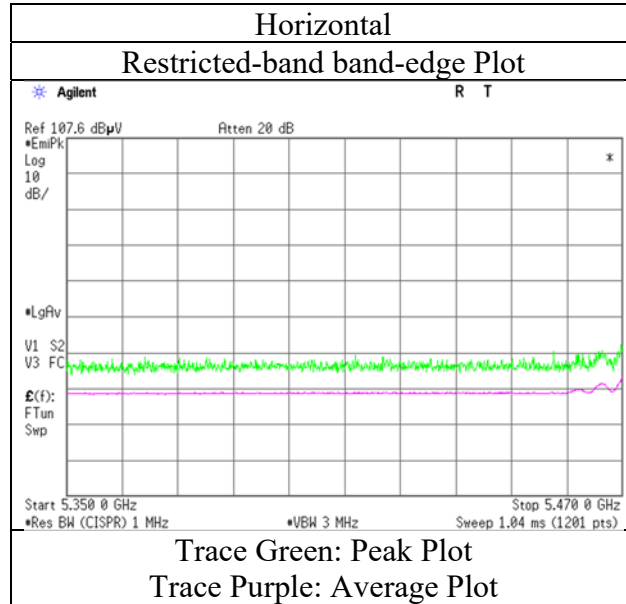
Telephone : +81 596 24 8999

Facsimile : +81 596 24 8124

Radiated Spurious Emission
(IFA Antenna)

Report No. 13170804H
Test place Ise EMC Lab. No.4 Semi Anechoic Chamber
Date April 9, 2020
Temperature / Humidity 22 deg. C / 32 % RH
Engineer Yuta Moriya
(1 GHz - 10 GHz)
Mode Tx 11ax-40 5510 MHz (484-tone RU)

RU Index 65



* The measurement was conducted for a sufficiently long enough time to detect any possible spurious emissions.
Final result of restricted band edge was shown in tabular data.

Radiated Spurious Emission
(IFA Antenna)

Report No. 13170804H
Test place Ise EMC Lab. No.3 Semi Anechoic Chamber
Date February 19, 2020
Temperature / Humidity 22 deg. C / 42 % RH
Engineer Yuta Moriya
(1 GHz - 10 GHz)
Mode Tx 11ax-40 5670 MHz (26-tone RU)

RU Index 17

Polarity	Frequency [MHz]	Detector	Reading [dBuV]	Ant.Fac. [dB/m]	Loss [dB]	Gain [dB]	Duty Factor [dB]	Result [dBuV/m]	Limit [dBuV/m]	Margin [dB]	Remark
Hori.	5725.000	PK	40.4	32.0	6.1	31.9	-	46.6	68.2	21.6	
Vert.	5725.000	PK	40.3	32.0	6.1	31.9	-	46.5	68.2	21.7	

Result = Reading + Ant Factor + Loss (Cable+Attenuator+Filter+Distance factor(above 1 GHz)) - Gain(Amplifier)

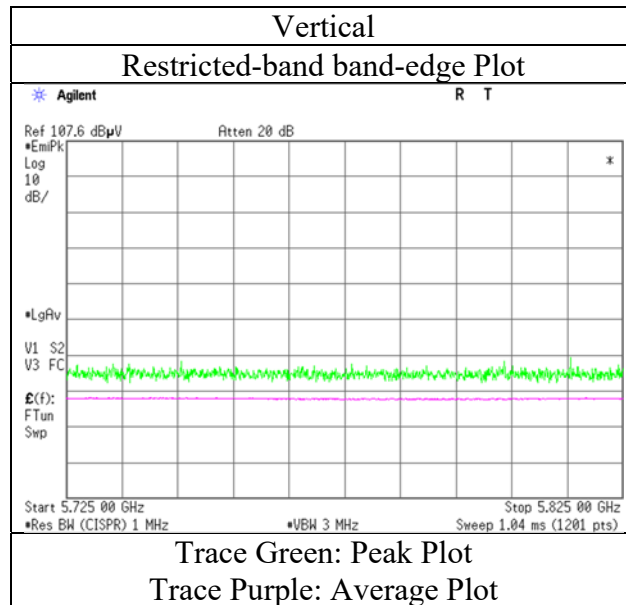
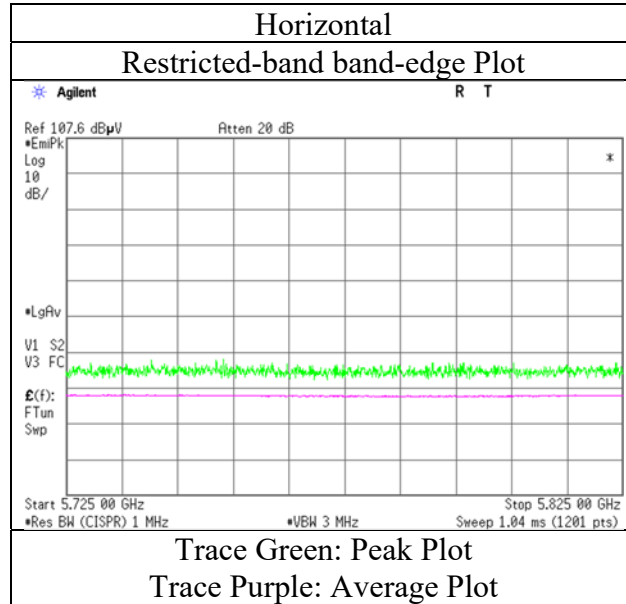
*Other frequency noises omitted in this report were not seen or had enough margin (more than 20 dB).

Distance factor: 1 GHz - 10 GHz $20\log(3.9\text{ m} / 3.0\text{ m}) = 2.28\text{ dB}$

Radiated Spurious Emission
(IFA Antenna)

Report No. 13170804H
Test place Ise EMC Lab. No.3 Semi Anechoic Chamber
Date February 19, 2020
Temperature / Humidity 22 deg. C / 42 % RH
Engineer Yuta Moriya
(1 GHz - 10 GHz)
Mode Tx 11ax-40 5670 MHz (26-tone RU)

RU Index 17



* The measurement was conducted for a sufficiently long enough time to detect any possible spurious emissions.
Final result of restricted band edge was shown in tabular data.

Radiated Spurious Emission
(IFA Antenna)

Report No. 13170804H
Test place Ise EMC Lab. No.3 Semi Anechoic Chamber
Date February 19, 2020
Temperature / Humidity 22 deg. C / 42 % RH
Engineer Yuta Moriya
(1 GHz - 10 GHz)
Mode Tx 11ax-40 5670 MHz (52-tone RU)

RU Index 44

Polarity	Frequency [MHz]	Detector	Reading [dBuV]	Ant.Fac. [dB/m]	Loss [dB]	Gain [dB]	Duty Factor [dB]	Result [dBuV/m]	Limit [dBuV/m]	Margin [dB]	Remark
Hori.	5725.000	PK	40.7	32.0	6.1	31.9	-	46.9	68.2	21.4	
Vert.	5725.000	PK	40.5	32.0	6.1	31.9	-	46.6	68.2	21.6	

Result = Reading + Ant Factor + Loss (Cable+Attenuator+Filter+Distance factor(above 1 GHz)) - Gain(Amplifier)

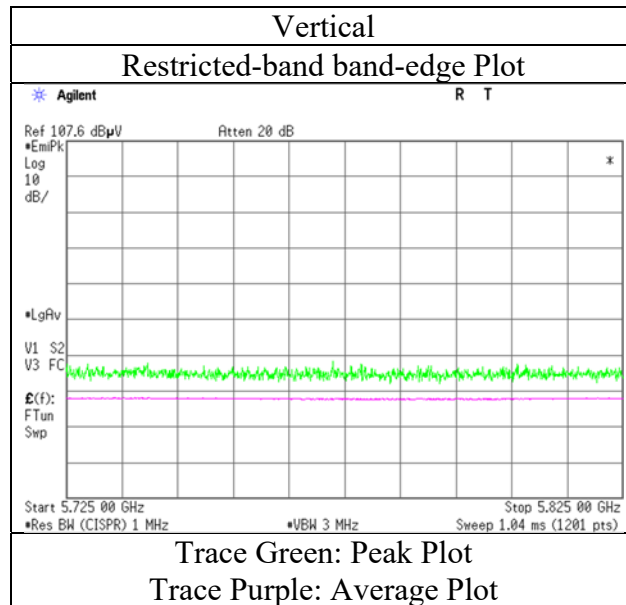
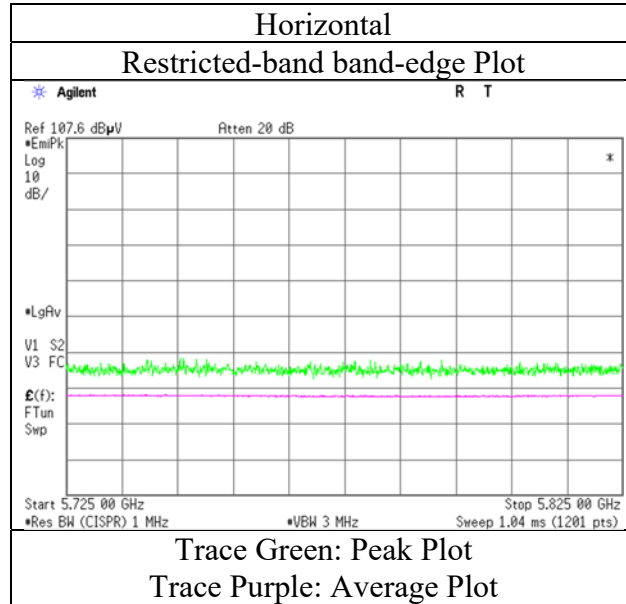
*Other frequency noises omitted in this report were not seen or had enough margin (more than 20 dB).

Distance factor: 1 GHz - 10 GHz $20\log(3.9\text{ m} / 3.0\text{ m}) = 2.28\text{ dB}$

Radiated Spurious Emission
(IFA Antenna)

Report No. 13170804H
Test place Ise EMC Lab. No.3 Semi Anechoic Chamber
Date February 19, 2020
Temperature / Humidity 22 deg. C / 42 % RH
Engineer Yuta Moriya
(1 GHz - 10 GHz)
Mode Tx 11ax-40 5670 MHz (52-tone RU)

RU Index 44



* The measurement was conducted for a sufficiently long enough time to detect any possible spurious emissions. Final result of restricted band edge was shown in tabular data.

Radiated Spurious Emission
(IFA Antenna)

Report No. 13170804H
Test place Ise EMC Lab. No.3 Semi Anechoic Chamber
Date February 19, 2020
Temperature / Humidity 22 deg. C / 42 % RH
Engineer Yuta Moriya
(1 GHz - 10 GHz)
Mode Tx 11ax-40 5670 MHz (106-tone RU)

RU Index 56

Polarity	Frequency [MHz]	Detector	Reading [dBuV]	Ant.Fac. [dB/m]	Loss [dB]	Gain [dB]	Duty Factor [dB]	Result [dBuV/m]	Limit [dBuV/m]	Margin [dB]	Remark
Hori.	5725.000	PK	40.4	32.0	6.1	31.9	-	46.6	68.2	21.6	
Vert.	5725.000	PK	40.2	32.0	6.1	31.9	-	46.4	68.2	21.8	

Result = Reading + Ant Factor + Loss (Cable+Attenuator+Filter+Distance factor(above 1 GHz)) - Gain(Amplifier)

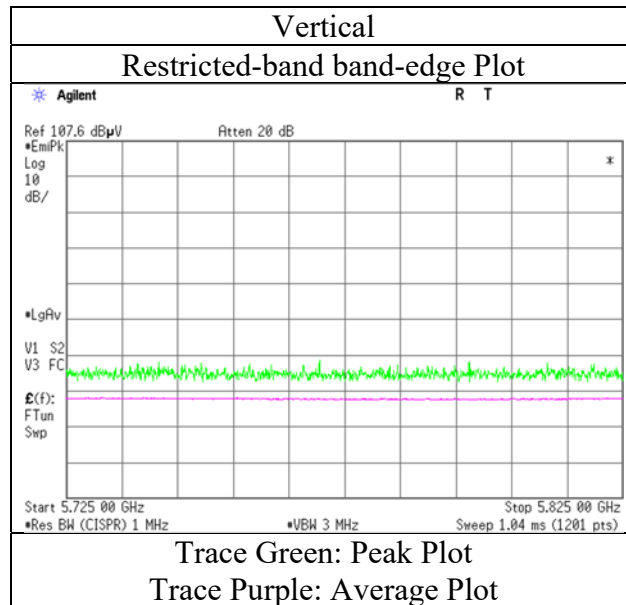
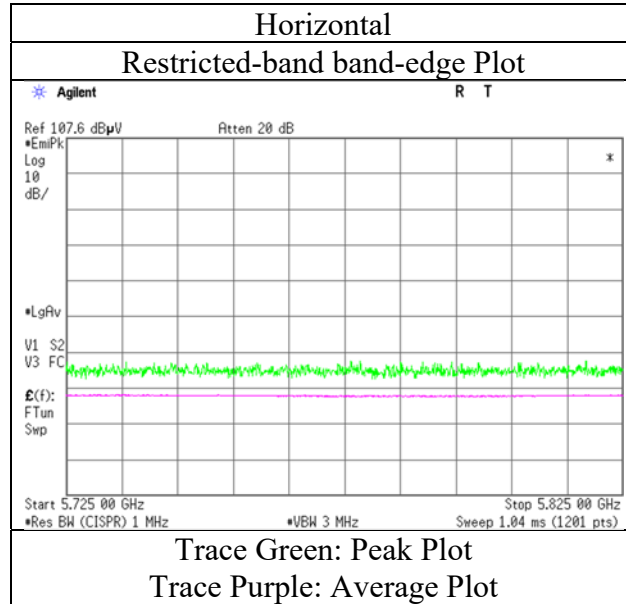
*Other frequency noises omitted in this report were not seen or had enough margin (more than 20 dB).

Distance factor: 1 GHz - 10 GHz $20\log(3.9\text{ m} / 3.0\text{ m}) = 2.28\text{ dB}$

Radiated Spurious Emission
(IFA Antenna)

Report No. 13170804H
Test place Ise EMC Lab. No.3 Semi Anechoic Chamber
Date February 19, 2020
Temperature / Humidity 22 deg. C / 42 % RH
Engineer Yuta Moriya
(1 GHz - 10 GHz)
Mode Tx 11ax-40 5670 MHz (106-tone RU)

RU Index 56



* The measurement was conducted for a sufficiently long enough time to detect any possible spurious emissions.
Final result of restricted band edge was shown in tabular data.

UL Japan, Inc.

Ise EMC Lab.

4383-326 Asama-cho, Ise-shi, Mie-ken 516-0021 JAPAN

Telephone : +81 596 24 8999

Facsimile : +81 596 24 8124

Radiated Spurious Emission
(IFA Antenna)

Report No. 13170804H
Test place Ise EMC Lab. No.3 Semi Anechoic Chamber
Date February 19, 2020
Temperature / Humidity 22 deg. C / 42 % RH
Engineer Yuta Moriya
(1 GHz - 10 GHz)
Mode Tx 11ax-40 5670 MHz (242-tone RU)

RU Index 62

Polarity	Frequency [MHz]	Detector	Reading [dBuV]	Ant.Fac. [dB/m]	Loss [dB]	Gain [dB]	Duty Factor [dB]	Result [dBuV/m]	Limit [dBuV/m]	Margin [dB]	Remark
Hori.	5725.000	PK	40.9	32.0	6.1	31.9	-	47.0	68.2	21.2	
Vert.	5725.000	PK	40.6	32.0	6.1	31.9	-	46.7	68.2	21.5	

Result = Reading + Ant Factor + Loss (Cable+Attenuator+Filter+Distance factor(above 1 GHz)) - Gain(Amplifier)

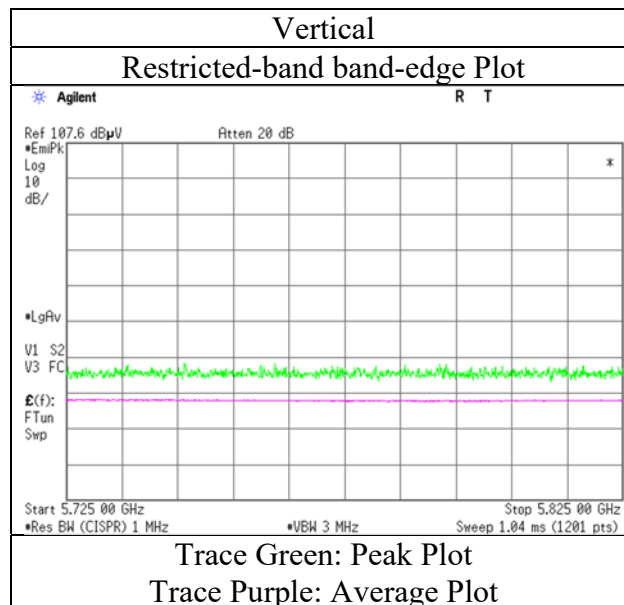
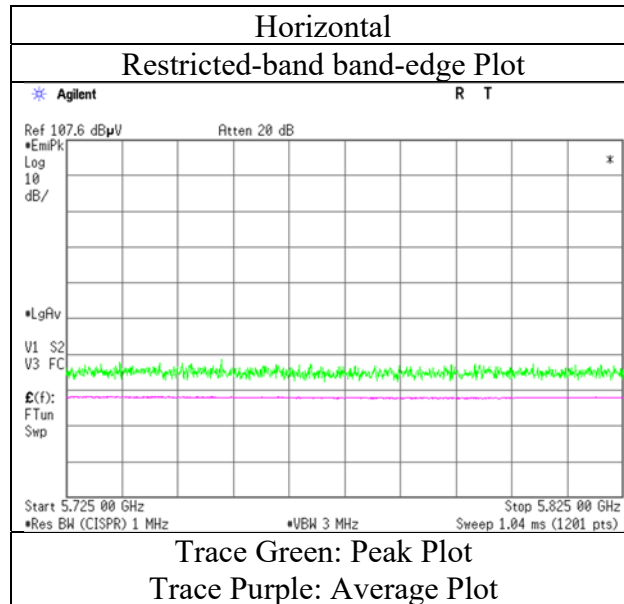
*Other frequency noises omitted in this report were not seen or had enough margin (more than 20 dB).

Distance factor: 1 GHz - 10 GHz $20\log(3.9\text{ m} / 3.0\text{ m}) = 2.28\text{ dB}$

Radiated Spurious Emission
(IFA Antenna)

Report No. 13170804H
Test place Ise EMC Lab. No.3 Semi Anechoic Chamber
Date February 19, 2020
Temperature / Humidity 22 deg. C / 42 % RH
Engineer Yuta Moriya
(1 GHz - 10 GHz)
Mode Tx 11ax-40 5670 MHz (242-tone RU)

RU Index 62



* The measurement was conducted for a sufficiently long enough time to detect any possible spurious emissions. Final result of restricted band edge was shown in tabular data.

UL Japan, Inc.

Ise EMC Lab.

4383-326 Asama-cho, Ise-shi, Mie-ken 516-0021 JAPAN

Telephone : +81 596 24 8999

Facsimile : +81 596 24 8124

Radiated Spurious Emission
(IFA Antenna)

Report No. 13170804H
Test place Ise EMC Lab. No.4 Semi Anechoic Chamber
Date April 9, 2020
Temperature / Humidity 22 deg. C / 32 % RH
Engineer Yuta Moriya
(1 GHz - 10 GHz)
Mode Tx 11ax-40 5670 MHz (484-tone RU)

RU Index 65

Polarity	Frequency [MHz]	Detector	Reading [dBuV]	Ant.Fac. [dB/m]	Loss [dB]	Gain [dB]	Duty Factor [dB]	Result [dBuV/m]	Limit [dBuV/m]	Margin [dB]	Remark
Hori.	5725.000	PK	45.5	32.5	6.5	31.4	-	53.1	68.2	15.1	
Vert.	5725.000	PK	45.3	32.5	6.5	31.4	-	52.9	68.2	15.3	

Result = Reading + Ant Factor + Loss (Cable+Attenuator+Filter+Distance factor(above 1 GHz)) - Gain(Amplifier)

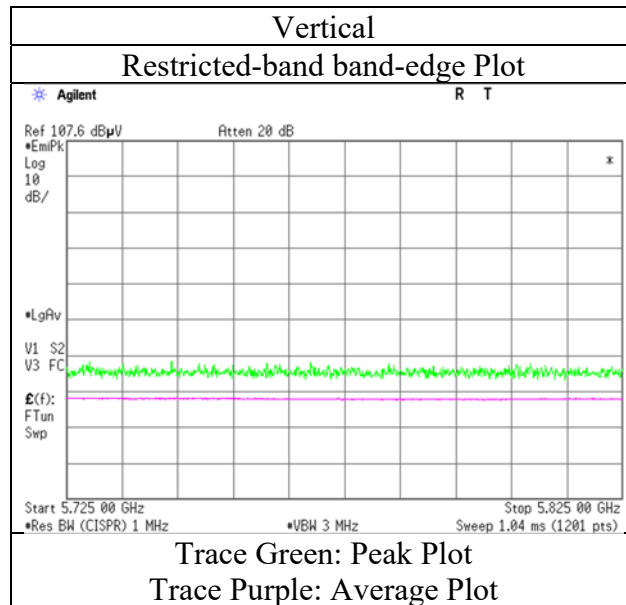
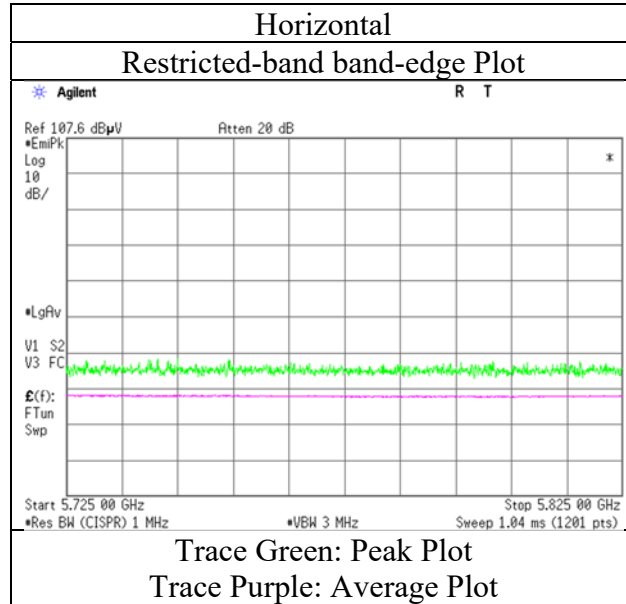
*Other frequency noises omitted in this report were not seen or had enough margin (more than 20 dB).

Distance factor: 1 GHz - 10 GHz $20\log(3.9\text{ m} / 3.0\text{ m}) = 2.28\text{ dB}$

Radiated Spurious Emission
(IFA Antenna)

Report No. 13170804H
Test place Ise EMC Lab. No.4 Semi Anechoic Chamber
Date April 9, 2020
Temperature / Humidity 22 deg. C / 32 % RH
Engineer Yuta Moriya
(1 GHz - 10 GHz)
Mode Tx 11ax-40 5670 MHz (484-tone RU)

RU Index 65



* The measurement was conducted for a sufficiently long enough time to detect any possible spurious emissions.
Final result of restricted band edge was shown in tabular data.

UL Japan, Inc.

Ise EMC Lab.

4383-326 Asama-cho, Ise-shi, Mie-ken 516-0021 JAPAN

Telephone : +81 596 24 8999

Facsimile : +81 596 24 8124

Radiated Spurious Emission
(IFA Antenna)

Report No. 13170804H
Test place Ise EMC Lab. No.3 Semi Anechoic Chamber
Date February 19, 2020
Temperature / Humidity 22 deg. C / 42 % RH
Engineer Yuta Moriya
(1 GHz - 10 GHz)
Mode Tx 11ax-40 5755 MHz (26-tone RU)

RU Index 0

Polarity	Frequency [MHz]	Detector	Reading [dBuV]	Ant.Fac. [dB/m]	Loss [dB]	Gain [dB]	Duty Factor [dB]	Result [dBuV/m]	Limit [dBuV/m]	Margin [dB]	Remark
Hori.	5650.000	PK	40.1	31.8	6.1	31.9	-	46.0	68.2	22.2	
Hori.	5700.000	PK	41.1	31.9	6.1	31.9	-	47.2	105.2	58.0	
Hori.	5720.000	PK	41.4	32.0	6.1	31.9	-	47.6	110.8	63.2	
Hori.	5725.000	PK	42.2	32.0	6.1	31.9	-	48.4	122.2	73.8	
Vert.	5650.000	PK	41.0	31.8	6.1	31.9	-	47.0	68.2	21.2	
Vert.	5700.000	PK	41.1	31.9	6.1	31.9	-	47.2	105.2	58.0	
Vert.	5720.000	PK	41.3	32.0	6.1	31.9	-	47.4	110.8	63.4	
Vert.	5725.000	PK	42.1	32.0	6.1	31.9	-	48.3	122.2	73.9	

Result = Reading + Ant Factor + Loss (Cable+Attenuator+Filter+Distance factor(above 1 GHz)) - Gain(Amplifier)

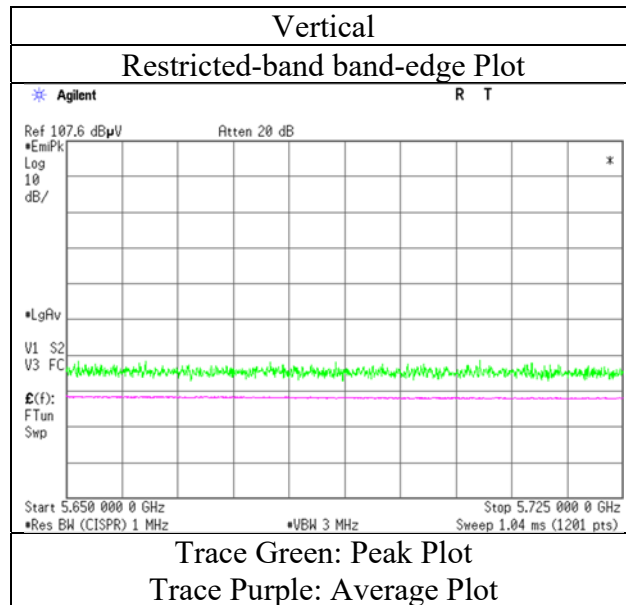
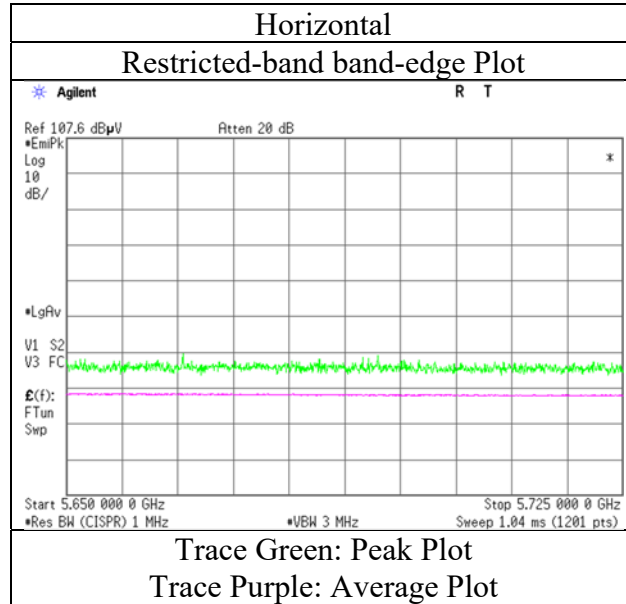
*Other frequency noises omitted in this report were not seen or had enough margin (more than 20 dB).

Distance factor: 1 GHz - 10 GHz $20\log(3.9\text{ m} / 3.0\text{ m}) = 2.28\text{ dB}$

Radiated Spurious Emission
 (IFA Antenna)

Report No. 13170804H
 Test place Ise EMC Lab. No.3 Semi Anechoic Chamber
 Date February 19, 2020
 Temperature / Humidity 22 deg. C / 42 % RH
 Engineer Yuta Moriya
 (1 GHz - 10 GHz)
 Mode Tx 11ax-40 5755 MHz (26-tone RU)

RU Index 0



* The measurement was conducted for a sufficiently long enough time to detect any possible spurious emissions. Final result of restricted band edge was shown in tabular data.

UL Japan, Inc.

Ise EMC Lab.

4383-326 Asama-cho, Ise-shi, Mie-ken 516-0021 JAPAN

Telephone : +81 596 24 8999

Facsimile : +81 596 24 8124

Radiated Spurious Emission
(IFA Antenna)

Report No. 13170804H
Test place Ise EMC Lab. No.3 Semi Anechoic Chamber
Date February 19, 2020
Temperature / Humidity 22 deg. C / 42 % RH
Engineer Yuta Moriya
(1 GHz - 10 GHz)
Mode Tx 11ax-40 5755 MHz (52-tone RU)

RU Index 37

Polarity	Frequency [MHz]	Detector	Reading [dBuV]	Ant.Fac. [dB/m]	Loss [dB]	Gain [dB]	Duty Factor [dB]	Result [dBuV/m]	Limit [dBuV/m]	Margin [dB]	Remark
Hori.	5650.000	PK	40.3	31.8	6.1	31.9	-	46.2	68.2	22.0	
Hori.	5700.000	PK	40.5	31.9	6.1	31.9	-	46.6	105.2	58.6	
Hori.	5720.000	PK	40.9	32.0	6.1	31.9	-	47.0	110.8	63.8	
Hori.	5725.000	PK	43.2	32.0	6.1	31.9	-	49.4	122.2	72.8	
Vert.	5650.000	PK	40.3	31.8	6.1	31.9	-	46.3	68.2	21.9	
Vert.	5700.000	PK	40.6	31.9	6.1	31.9	-	46.6	105.2	58.6	
Vert.	5720.000	PK	40.9	32.0	6.1	31.9	-	47.1	110.8	63.7	
Vert.	5725.000	PK	43.4	32.0	6.1	31.9	-	49.6	122.2	72.7	

Result = Reading + Ant Factor + Loss (Cable+Attenuator+Filter+Distance factor(above 1 GHz)) - Gain(Amplifier)

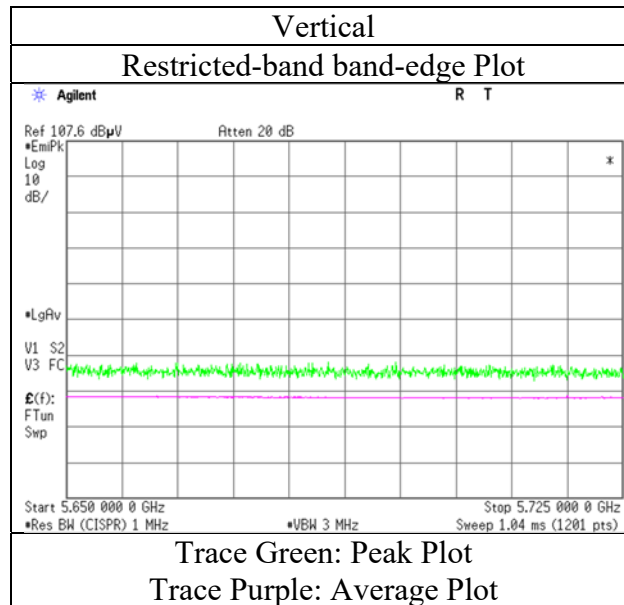
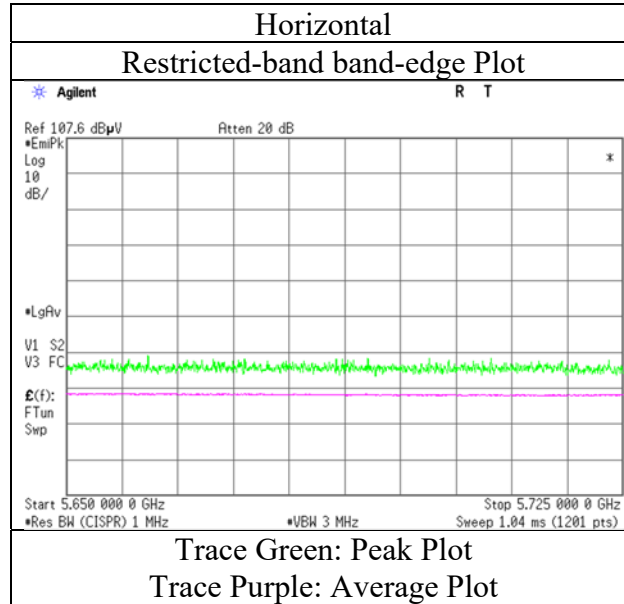
*Other frequency noises omitted in this report were not seen or had enough margin (more than 20 dB).

Distance factor: 1 GHz - 10 GHz $20\log(3.9\text{ m} / 3.0\text{ m}) = 2.28\text{ dB}$

Radiated Spurious Emission
(IFA Antenna)

Report No. 13170804H
Test place Ise EMC Lab. No.3 Semi Anechoic Chamber
Date February 19, 2020
Temperature / Humidity 22 deg. C / 42 % RH
Engineer Yuta Moriya
(1 GHz - 10 GHz)
Mode Tx 11ax-40 5755 MHz (52-tone RU)

RU Index 37



* The measurement was conducted for a sufficiently long enough time to detect any possible spurious emissions.
Final result of restricted band edge was shown in tabular data.

Radiated Spurious Emission
(IFA Antenna)

Report No. 13170804H
Test place Ise EMC Lab. No.3 Semi Anechoic Chamber
Date February 19, 2020
Temperature / Humidity 22 deg. C / 42 % RH
Engineer Yuta Moriya
(1 GHz - 10 GHz)
Mode Tx 11ax-40 5755 MHz (106-tone RU)

RU Index 53

Polarity	Frequency [MHz]	Detector	Reading [dBuV]	Ant.Fac. [dB/m]	Loss [dB]	Gain [dB]	Duty Factor [dB]	Result [dBuV/m]	Limit [dBuV/m]	Margin [dB]	Remark
Hori.	5650.000	PK	40.5	31.8	6.1	31.9	-	46.5	68.2	21.7	
Hori.	5700.000	PK	41.3	31.9	6.1	31.9	-	47.4	105.2	57.8	
Hori.	5720.000	PK	41.6	32.0	6.1	31.9	-	47.7	110.8	63.1	
Hori.	5725.000	PK	42.6	32.0	6.1	31.9	-	48.8	122.2	73.4	
Vert.	5650.000	PK	41.3	31.8	6.1	31.9	-	47.3	68.2	21.0	
Vert.	5700.000	PK	41.3	31.9	6.1	31.9	-	47.4	105.2	57.8	
Vert.	5720.000	PK	41.7	32.0	6.1	31.9	-	47.8	110.8	63.0	
Vert.	5725.000	PK	42.5	32.0	6.1	31.9	-	48.6	122.2	73.6	

Result = Reading + Ant Factor + Loss (Cable+Attenuator+Filter+Distance factor(above 1 GHz)) - Gain(Amplifier)

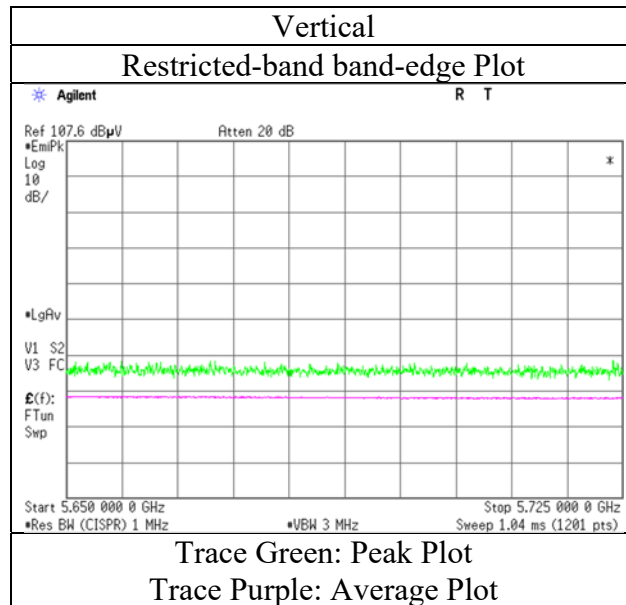
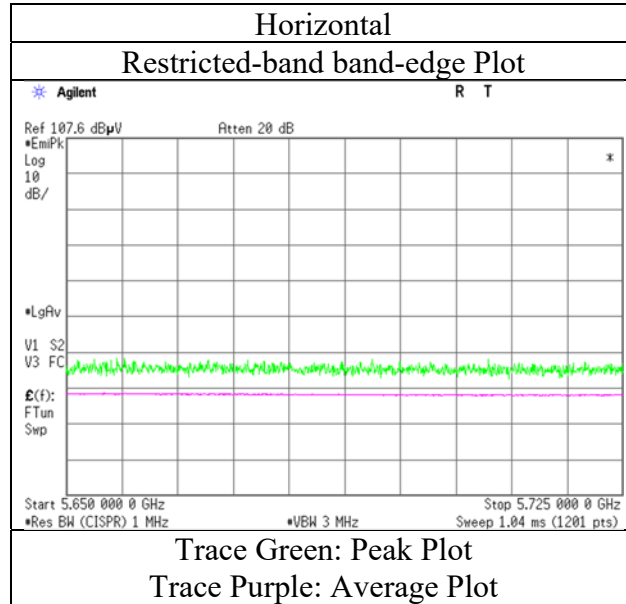
*Other frequency noises omitted in this report were not seen or had enough margin (more than 20 dB).

Distance factor: 1 GHz - 10 GHz $20\log(3.9\text{ m} / 3.0\text{ m}) = 2.28\text{ dB}$

Radiated Spurious Emission
(IFA Antenna)

Report No. 13170804H
Test place Ise EMC Lab. No.3 Semi Anechoic Chamber
Date February 19, 2020
Temperature / Humidity 22 deg. C / 42 % RH
Engineer Yuta Moriya
(1 GHz - 10 GHz)
Mode Tx 11ax-40 5755 MHz (106-tone RU)

RU Index 53



* The measurement was conducted for a sufficiently long enough time to detect any possible spurious emissions.
Final result of restricted band edge was shown in tabular data.

UL Japan, Inc.

Ise EMC Lab.

4383-326 Asama-cho, Ise-shi, Mie-ken 516-0021 JAPAN

Telephone : +81 596 24 8999

Facsimile : +81 596 24 8124

Radiated Spurious Emission
(IFA Antenna)

Report No. 13170804H
Test place Ise EMC Lab. No.3 Semi Anechoic Chamber
Date February 19, 2020
Temperature / Humidity 22 deg. C / 42 % RH
Engineer Yuta Moriya
(1 GHz - 10 GHz)
Mode Tx 11ax-40 5755 MHz (242-tone RU)

RU Index 61

Polarity	Frequency [MHz]	Detector	Reading [dBuV]	Ant.Fac. [dB/m]	Loss [dB]	Gain [dB]	Duty Factor [dB]	Result [dBuV/m]	Limit [dBuV/m]	Margin [dB]	Remark
Hori.	5650.000	PK	41.6	31.8	6.1	31.9	-	47.5	68.2	20.7	
Hori.	5700.000	PK	42.6	31.9	6.1	31.9	-	48.6	105.2	56.6	
Hori.	5720.000	PK	51.4	32.0	6.1	31.9	-	57.5	110.8	53.3	
Hori.	5725.000	PK	53.2	32.0	6.1	31.9	-	59.4	122.2	62.8	
Vert.	5650.000	PK	41.2	31.8	6.1	31.9	-	47.2	68.2	21.0	
Vert.	5700.000	PK	41.9	31.9	6.1	31.9	-	48.0	105.2	57.3	
Vert.	5720.000	PK	48.3	32.0	6.1	31.9	-	54.5	110.8	56.3	
Vert.	5725.000	PK	50.2	32.0	6.1	31.9	-	56.4	122.2	65.8	

Result = Reading + Ant Factor + Loss (Cable+Attenuator+Filter+Distance factor(above 1 GHz)) - Gain(Amplifier)

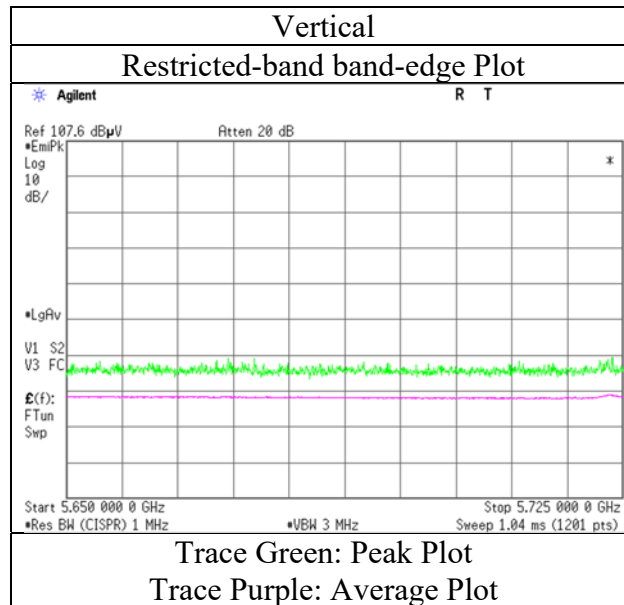
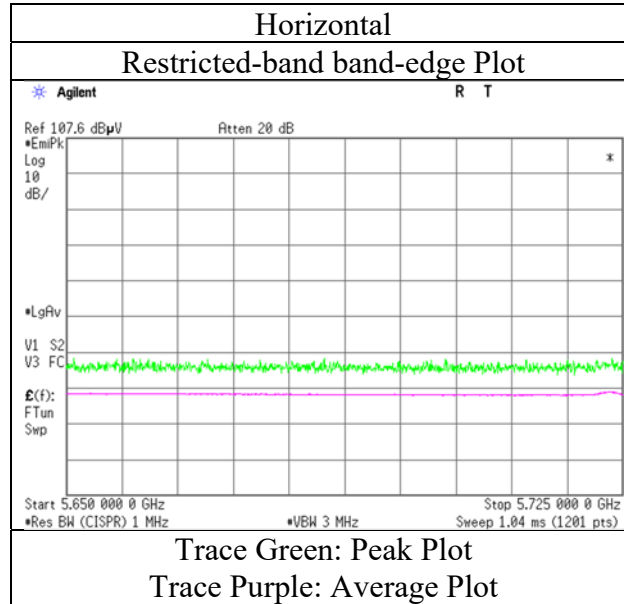
*Other frequency noises omitted in this report were not seen or had enough margin (more than 20 dB).

Distance factor: 1 GHz - 10 GHz $20\log(3.9\text{ m} / 3.0\text{ m}) = 2.28\text{ dB}$

Radiated Spurious Emission
(IFA Antenna)

Report No. 13170804H
Test place Ise EMC Lab. No.3 Semi Anechoic Chamber
Date February 19, 2020
Temperature / Humidity 22 deg. C / 42 % RH
Engineer Yuta Moriya
(1 GHz - 10 GHz)
Mode Tx 11ax-40 5755 MHz (242-tone RU)

RU Index 61



* The measurement was conducted for a sufficiently long enough time to detect any possible spurious emissions.
Final result of restricted band edge was shown in tabular data.

Radiated Spurious Emission
(IFA Antenna)

Report No. 13170804H
Test place Ise EMC Lab. No.4 Semi Anechoic Chamber
Date April 9, 2020
Temperature / Humidity 22 deg. C / 32 % RH
Engineer Yuta Moriya
(1 GHz - 10 GHz)
Mode Tx 11ax-40 5755 MHz (484-tone RU)

RU Index 65

Polarity	Frequency [MHz]	Detector	Reading [dBuV]	Ant.Fac. [dB/m]	Loss [dB]	Gain [dB]	Duty Factor [dB]	Result [dBuV/m]	Limit [dBuV/m]	Margin [dB]	Remark
Hori.	5650.000	PK	40.8	32.3	6.5	31.4	-	48.2	68.2	20.0	
Hori.	5700.000	PK	48.6	32.5	6.5	31.4	-	56.2	105.2	49.0	
Hori.	5720.000	PK	56.9	32.5	6.5	31.4	-	64.5	110.8	46.3	
Hori.	5725.000	PK	60.4	32.5	6.5	31.4	-	68.1	122.2	54.1	
Vert.	5650.000	PK	41.0	32.3	6.5	31.4	-	48.4	68.2	19.8	
Vert.	5700.000	PK	49.2	32.5	6.5	31.4	-	56.7	105.2	48.5	
Vert.	5720.000	PK	57.3	32.5	6.5	31.4	-	64.9	110.8	45.9	
Vert.	5725.000	PK	60.0	32.5	6.5	31.4	-	67.6	122.2	54.6	

Result = Reading + Ant Factor + Loss (Cable+Attenuator+Filter+Distance factor(above 1 GHz)) - Gain(Amplifier)

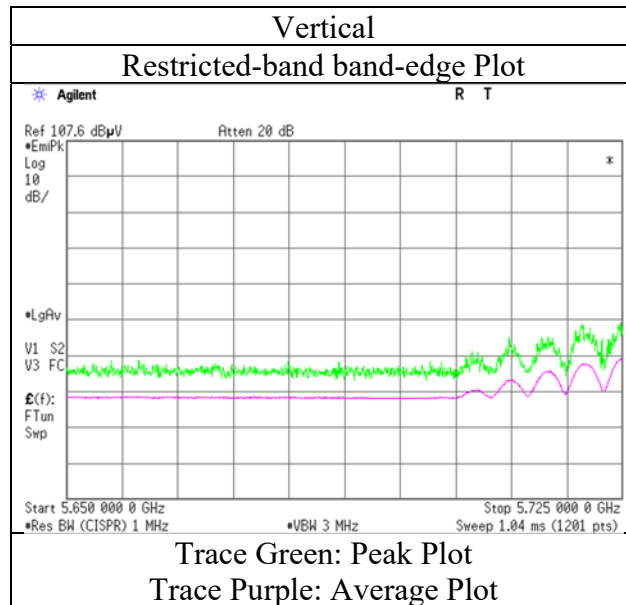
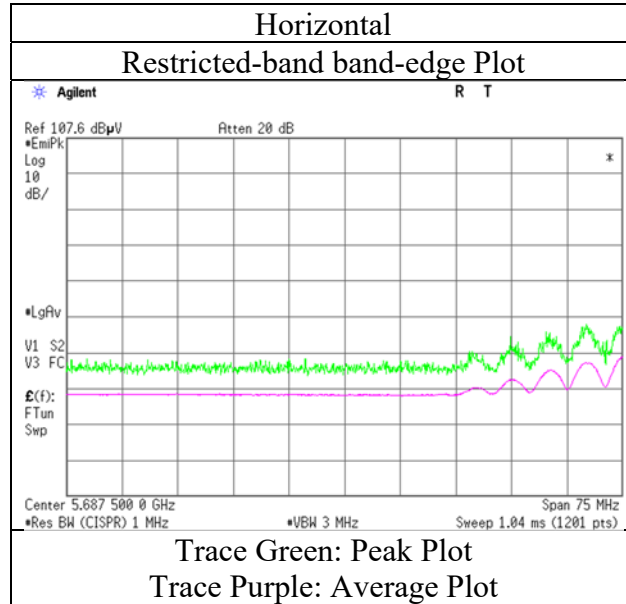
*Other frequency noises omitted in this report were not seen or had enough margin (more than 20 dB).

Distance factor: 1 GHz - 10 GHz $20\log(3.9\text{ m} / 3.0\text{ m}) = 2.28\text{ dB}$

Radiated Spurious Emission
(IFA Antenna)

Report No. 13170804H
Test place Ise EMC Lab. No.4 Semi Anechoic Chamber
Date April 9, 2020
Temperature / Humidity 22 deg. C / 32 % RH
Engineer Yuta Moriya
(1 GHz - 10 GHz)
Mode Tx 11ax-40 5755 MHz (484-tone RU)

RU Index 65



* The measurement was conducted for a sufficiently long enough time to detect any possible spurious emissions. Final result of restricted band edge was shown in tabular data.

UL Japan, Inc.

Ise EMC Lab.

4383-326 Asama-cho, Ise-shi, Mie-ken 516-0021 JAPAN

Telephone : +81 596 24 8999

Facsimile : +81 596 24 8124

Radiated Spurious Emission
(IFA Antenna)

Report No. 13170804H
Test place Ise EMC Lab. No.3 Semi Anechoic Chamber
Date February 19, 2020
Temperature / Humidity 22 deg. C / 42 % RH
Engineer Yuta Moriya
(1 GHz - 10 GHz)
Mode Tx 11ax-40 5795 MHz (26-tone RU)

RU Index 17

Polarity	Frequency [MHz]	Detector	Reading [dBuV]	Ant.Fac. [dB/m]	Loss [dB]	Gain [dB]	Duty Factor [dB]	Result [dBuV/m]	Limit [dBuV/m]	Margin [dB]	Remark
Hori.	5850.000	PK	40.7	32.2	6.1	31.9	-	47.1	122.2	75.1	
Hori.	5855.000	PK	40.5	32.2	6.1	31.9	-	47.0	110.8	63.8	
Hori.	5875.000	PK	40.3	32.3	6.2	31.9	-	46.8	105.2	58.4	
Hori.	5925.000	PK	40.9	32.3	6.2	31.9	-	47.4	68.2	20.8	
Vert.	5850.000	PK	40.8	32.2	6.1	31.9	-	47.2	122.2	75.0	
Vert.	5855.000	PK	40.6	32.2	6.1	31.9	-	47.1	110.8	63.7	
Vert.	5875.000	PK	40.3	32.3	6.2	31.9	-	46.8	105.2	58.4	
Vert.	5925.000	PK	40.1	32.3	6.2	31.9	-	46.6	68.2	21.6	

Result = Reading + Ant Factor + Loss (Cable+Attenuator+Filter+Distance factor(above 1 GHz)) - Gain(Amplifier)

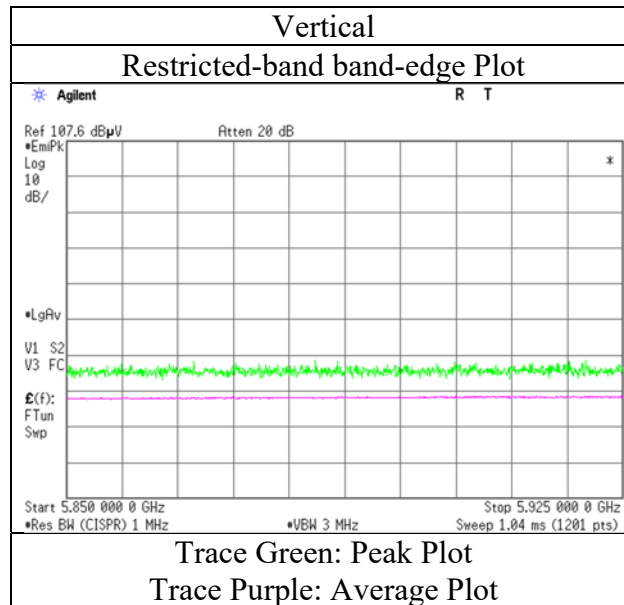
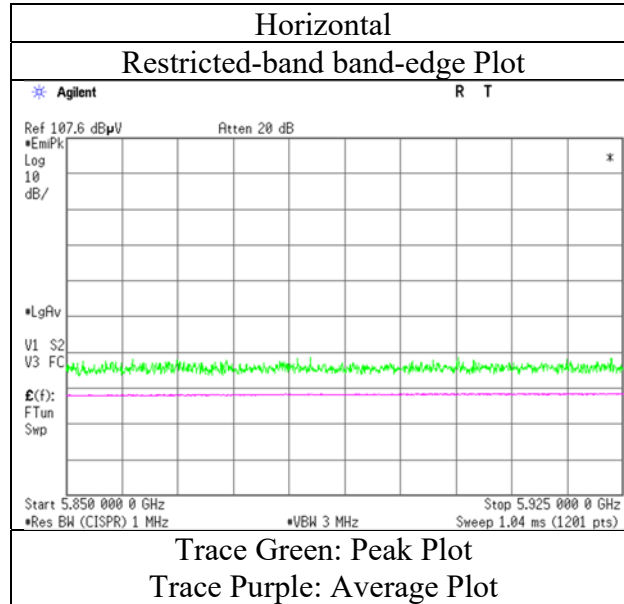
*Other frequency noises omitted in this report were not seen or had enough margin (more than 20 dB).

Distance factor: 1 GHz - 10 GHz $20\log(3.9\text{ m} / 3.0\text{ m}) = 2.28\text{ dB}$

Radiated Spurious Emission
 (IFA Antenna)

Report No. 13170804H
 Test place Ise EMC Lab. No.3 Semi Anechoic Chamber
 Date February 19, 2020
 Temperature / Humidity 22 deg. C / 42 % RH
 Engineer Yuta Moriya
 (1 GHz - 10 GHz)
 Mode Tx 11ax-40 5795 MHz (26-tone RU)

RU Index 17



* The measurement was conducted for a sufficiently long enough time to detect any possible spurious emissions. Final result of restricted band edge was shown in tabular data.

UL Japan, Inc.

Ise EMC Lab.

4383-326 Asama-cho, Ise-shi, Mie-ken 516-0021 JAPAN

Telephone : +81 596 24 8999

Facsimile : +81 596 24 8124

Radiated Spurious Emission
(IFA Antenna)

Report No. 13170804H
Test place Ise EMC Lab. No.3 Semi Anechoic Chamber
Date February 19, 2020
Temperature / Humidity 22 deg. C / 42 % RH
Engineer Yuta Moriya
(1 GHz - 10 GHz)
Mode Tx 11ax-40 5795 MHz (52-tone RU)

RU Index 44

Polarity	Frequency [MHz]	Detector	Reading [dBuV]	Ant.Fac. [dB/m]	Loss [dB]	Gain [dB]	Duty Factor [dB]	Result [dBuV/m]	Limit [dBuV/m]	Margin [dB]	Remark
Hori.	5850.000	PK	40.5	32.2	6.1	31.9	-	46.9	122.2	75.3	
Hori.	5855.000	PK	40.3	32.2	6.1	31.9	-	46.8	110.8	64.0	
Hori.	5875.000	PK	40.2	32.3	6.2	31.9	-	46.7	105.2	58.5	
Hori.	5925.000	PK	40.1	32.3	6.2	31.9	-	46.6	68.2	21.6	
Vert.	5850.000	PK	40.6	32.2	6.1	31.9	-	47.1	122.2	75.2	
Vert.	5855.000	PK	40.4	32.2	6.1	31.9	-	46.9	110.8	63.9	
Vert.	5875.000	PK	40.2	32.3	6.2	31.9	-	46.7	105.2	58.5	
Vert.	5925.000	PK	40.1	32.3	6.2	31.9	-	46.6	68.2	21.6	

Result = Reading + Ant Factor + Loss (Cable+Attenuator+Filter+Distance factor(above 1 GHz)) - Gain(Amplifier)

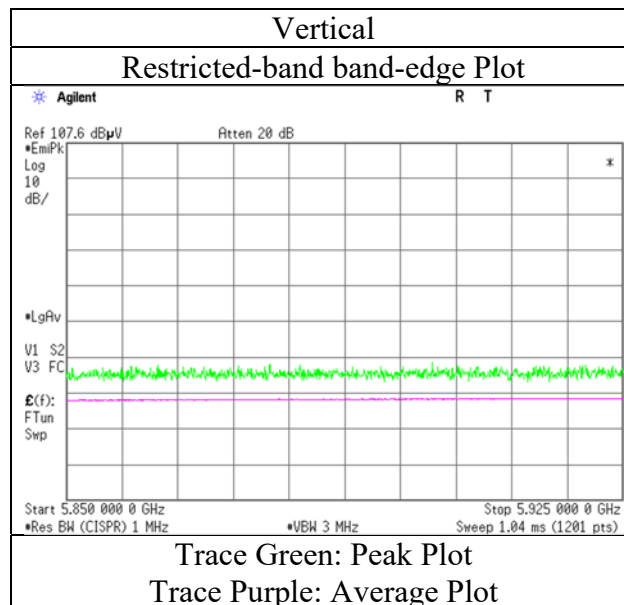
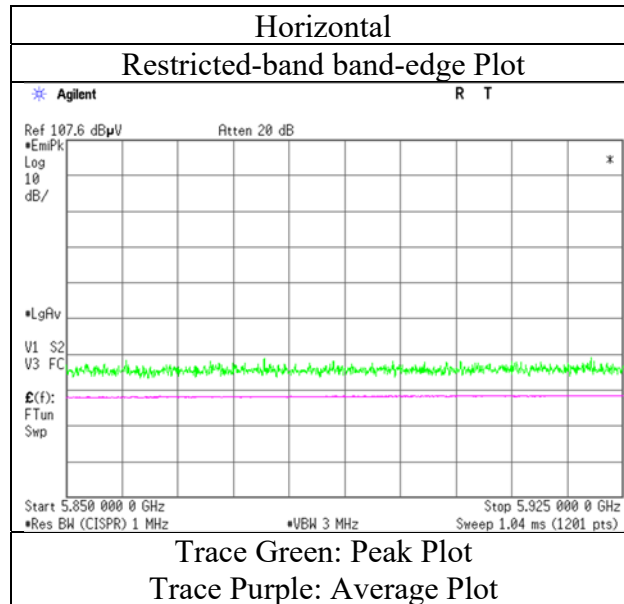
*Other frequency noises omitted in this report were not seen or had enough margin (more than 20 dB).

Distance factor: 1 GHz - 10 GHz $20\log(3.9\text{ m} / 3.0\text{ m}) = 2.28\text{ dB}$

Radiated Spurious Emission
(IFA Antenna)

Report No. 13170804H
Test place Ise EMC Lab. No.3 Semi Anechoic Chamber
Date February 19, 2020
Temperature / Humidity 22 deg. C / 42 % RH
Engineer Yuta Moriya
(1 GHz - 10 GHz)
Mode Tx 11ax-40 5795 MHz (52-tone RU)

RU Index 44



* The measurement was conducted for a sufficiently long enough time to detect any possible spurious emissions. Final result of restricted band edge was shown in tabular data.

UL Japan, Inc.

Ise EMC Lab.

4383-326 Asama-cho, Ise-shi, Mie-ken 516-0021 JAPAN

Telephone : +81 596 24 8999

Facsimile : +81 596 24 8124

Radiated Spurious Emission
(IFA Antenna)

Report No. 13170804H
Test place Ise EMC Lab. No.3 Semi Anechoic Chamber
Date February 19, 2020
Temperature / Humidity 22 deg. C / 42 % RH
Engineer Yuta Moriya
(1 GHz - 10 GHz)
Mode Tx 11ax-40 5795 MHz (106-tone RU)

RU Index 56

Polarity	Frequency [MHz]	Detector	Reading [dBuV]	Ant.Fac. [dB/m]	Loss [dB]	Gain [dB]	Duty Factor [dB]	Result [dBuV/m]	Limit [dBuV/m]	Margin [dB]	Remark
Hori.	5850.000	PK	40.7	32.2	6.1	31.9	-	47.1	122.2	75.1	
Hori.	5855.000	PK	40.5	32.2	6.1	31.9	-	46.9	110.8	63.9	
Hori.	5875.000	PK	40.2	32.3	6.2	31.9	-	46.7	105.2	58.5	
Hori.	5925.000	PK	40.1	32.3	6.2	31.9	-	46.6	68.2	21.6	
Vert.	5850.000	PK	40.7	32.2	6.1	31.9	-	47.2	122.2	75.0	
Vert.	5855.000	PK	40.5	32.2	6.1	31.9	-	46.9	110.8	63.9	
Vert.	5875.000	PK	40.2	32.3	6.2	31.9	-	46.7	105.2	58.5	
Vert.	5925.000	PK	40.1	32.3	6.2	31.9	-	46.6	68.2	21.6	

Result = Reading + Ant Factor + Loss (Cable+Attenuator+Filter+Distance factor(above 1 GHz)) - Gain(Amplifier)

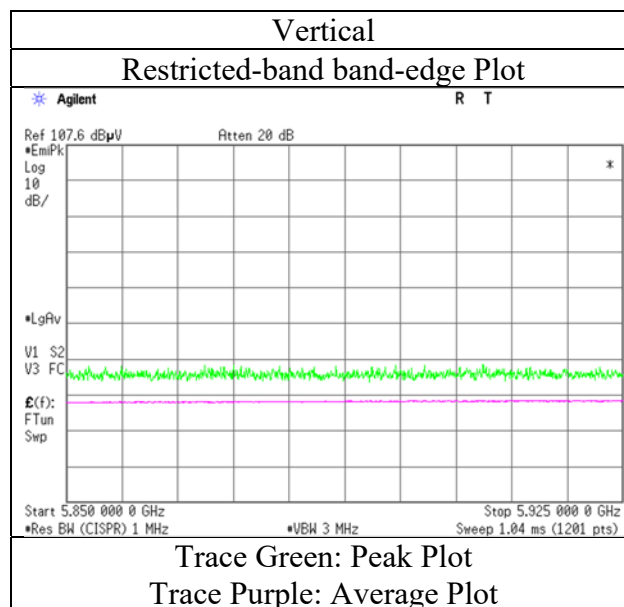
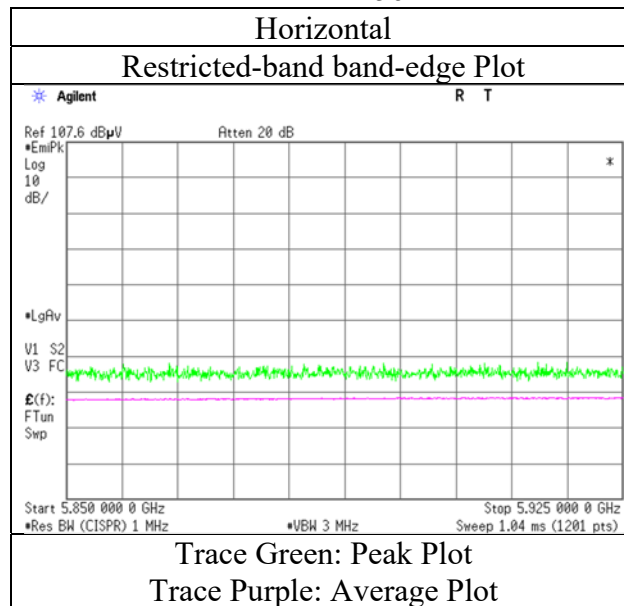
*Other frequency noises omitted in this report were not seen or had enough margin (more than 20 dB).

Distance factor: 1 GHz - 10 GHz $20\log(3.9\text{ m} / 3.0\text{ m}) = 2.28\text{ dB}$

Radiated Spurious Emission
(IFA Antenna)

Report No. 13170804H
Test place Ise EMC Lab. No.3 Semi Anechoic Chamber
Date February 19, 2020
Temperature / Humidity 22 deg. C / 42 % RH
Engineer Yuta Moriya
(1 GHz - 10 GHz)
Mode Tx 11ax-40 5795 MHz (106-tone RU)

RU Index 56



* The measurement was conducted for a sufficiently long enough time to detect any possible spurious emissions. Final result of restricted band edge was shown in tabular data.

UL Japan, Inc.

Ise EMC Lab.

4383-326 Asama-cho, Ise-shi, Mie-ken 516-0021 JAPAN

Telephone : +81 596 24 8999

Facsimile : +81 596 24 8124

Radiated Spurious Emission
(IFA Antenna)

Report No. 13170804H
Test place Ise EMC Lab. No.3 Semi Anechoic Chamber
Date February 19, 2020
Temperature / Humidity 22 deg. C / 42 % RH
Engineer Yuta Moriya
(1 GHz - 10 GHz)
Mode Tx 11ax-40 5795 MHz (242-tone RU)

RU Index 62

Polarity	Frequency [MHz]	Detector	Reading [dBuV]	Ant.Fac. [dB/m]	Loss [dB]	Gain [dB]	Duty Factor [dB]	Result [dBuV/m]	Limit [dBuV/m]	Margin [dB]	Remark
Hori.	5850.000	PK	40.7	32.2	6.1	31.9	-	47.2	122.2	75.0	
Hori.	5855.000	PK	40.5	32.2	6.1	31.9	-	47.0	110.8	63.8	
Hori.	5875.000	PK	40.2	32.3	6.2	31.9	-	46.7	105.2	58.5	
Hori.	5925.000	PK	40.1	32.3	6.2	31.9	-	46.6	68.2	21.6	
Vert.	5850.000	PK	40.8	32.2	6.1	31.9	-	47.3	122.2	74.9	
Vert.	5855.000	PK	40.6	32.2	6.1	31.9	-	47.0	110.8	63.8	
Vert.	5875.000	PK	40.3	32.3	6.2	31.9	-	46.7	105.2	58.5	
Vert.	5925.000	PK	40.2	32.3	6.2	31.9	-	46.7	68.2	21.5	

Result = Reading + Ant Factor + Loss (Cable+Attenuator+Filter+Distance factor(above 1 GHz)) - Gain(Amplifier)

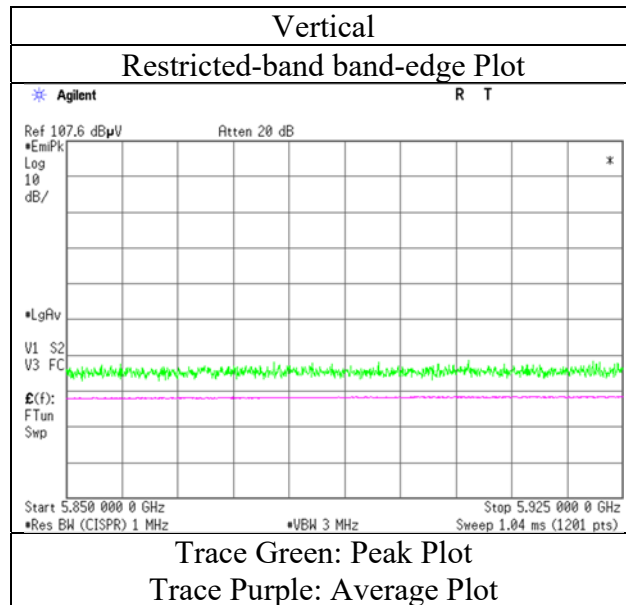
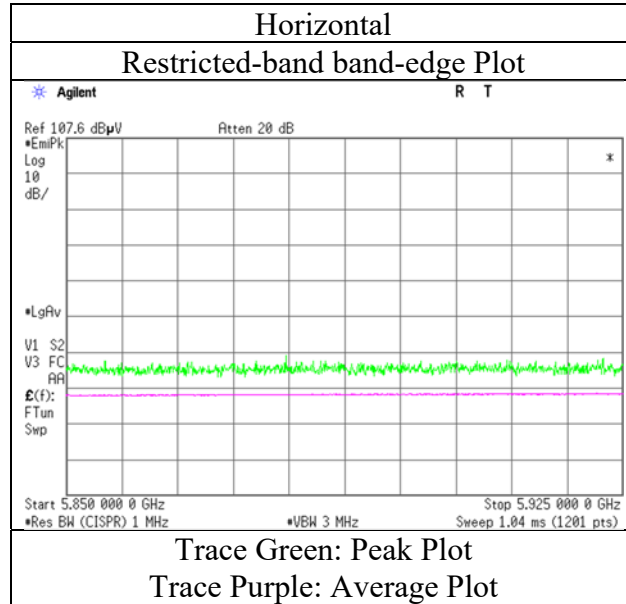
*Other frequency noises omitted in this report were not seen or had enough margin (more than 20 dB).

Distance factor: 1 GHz - 10 GHz $20\log(3.9\text{ m} / 3.0\text{ m}) = 2.28\text{ dB}$

Radiated Spurious Emission
(IFA Antenna)

Report No. 13170804H
Test place Ise EMC Lab. No.3 Semi Anechoic Chamber
Date February 19, 2020
Temperature / Humidity 22 deg. C / 42 % RH
Engineer Yuta Moriya
(1 GHz - 10 GHz)
Mode Tx 11ax-40 5795 MHz (242-tone RU)

RU Index 62



* The measurement was conducted for a sufficiently long enough time to detect any possible spurious emissions. Final result of restricted band edge was shown in tabular data.

Radiated Spurious Emission
(IFA Antenna)

Report No. 13170804H
Test place Ise EMC Lab. No.4 Semi Anechoic Chamber
Date April 9, 2020
Temperature / Humidity 22 deg. C / 32 % RH
Engineer Yuta Moriya
(1 GHz - 10 GHz)
Mode Tx 11ax-40 5795 MHz (484-tone RU)

RU Index 65

Polarity	Frequency [MHz]	Detector	Reading [dBuV]	Ant.Fac. [dB/m]	Loss [dB]	Gain [dB]	Duty Factor [dB]	Result [dBuV/m]	Limit [dBuV/m]	Margin [dB]	Remark
Hori.	5850.000	PK	42.6	32.8	6.6	31.4	-	50.5	122.2	71.7	
Hori.	5855.000	PK	42.0	32.8	6.6	31.4	-	49.9	110.8	60.9	
Hori.	5875.000	PK	41.0	32.8	6.6	31.4	-	48.9	105.2	56.3	
Hori.	5925.000	PK	40.4	32.8	6.6	31.4	-	48.4	68.2	19.9	
Vert.	5850.000	PK	43.4	32.8	6.6	31.4	-	51.3	122.2	70.9	
Vert.	5855.000	PK	42.9	32.8	6.6	31.4	-	50.8	110.8	60.0	
Vert.	5875.000	PK	40.9	32.8	6.6	31.4	-	48.8	105.2	56.4	
Vert.	5925.000	PK	40.1	32.8	6.6	31.4	-	48.1	68.2	20.1	

Result = Reading + Ant Factor + Loss (Cable+Attenuator+Filter+Distance factor(above 1 GHz)) - Gain(Amplifier)

*Other frequency noises omitted in this report were not seen or had enough margin (more than 20 dB).

Distance factor: 1 GHz - 10 GHz $20\log(3.9\text{ m} / 3.0\text{ m}) = 2.28\text{ dB}$

UL Japan, Inc.

Ise EMC Lab.

4383-326 Asama-cho, Ise-shi, Mie-ken 516-0021 JAPAN

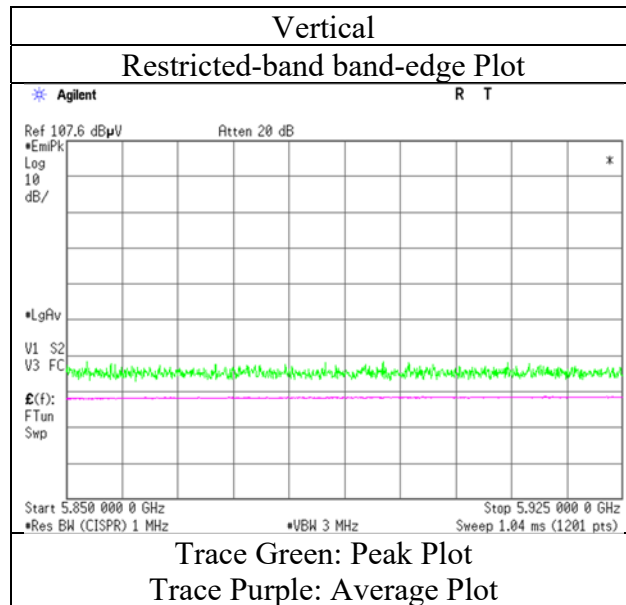
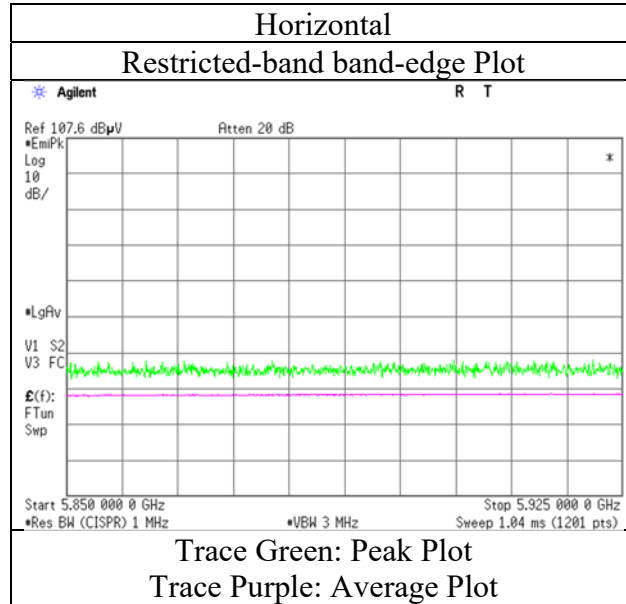
Telephone : +81 596 24 8999

Facsimile : +81 596 24 8124

Radiated Spurious Emission
(IFA Antenna)

Report No. 13170804H
Test place Ise EMC Lab. No.4 Semi Anechoic Chamber
Date April 9, 2020
Temperature / Humidity 22 deg. C / 32 % RH
Engineer Yuta Moriya
(1 GHz - 10 GHz)
Mode Tx 11ax-40 5795 MHz (484-tone RU)

RU Index 65



* The measurement was conducted for a sufficiently long enough time to detect any possible spurious emissions.
Final result of restricted band edge was shown in tabular data.

UL Japan, Inc.

Ise EMC Lab.

4383-326 Asama-cho, Ise-shi, Mie-ken 516-0021 JAPAN

Telephone : +81 596 24 8999

Facsimile : +81 596 24 8124

Radiated Spurious Emission
(IFA Antenna)

Report No. 13170804H
Test place Ise EMC Lab. No.3 Semi Anechoic Chamber
Date February 19, 2020
Temperature / Humidity 22 deg. C / 42 % RH
Engineer Yuta Moriya
(1 GHz - 10 GHz)
Mode Tx 11ax-80 5210 MHz (26-tone RU)

RU Index 0

Polarity	Frequency [MHz]	Detector	Reading [dBuV]	Ant.Fac. [dB/m]	Loss [dB]	Gain [dB]	Duty Factor [dB]	Result [dBuV/m]	Limit [dBuV/m]	Margin [dB]	Remark
Hori.	5150.000	PK	40.5	31.7	5.9	31.8	-	46.3	73.9	27.6	
Hori.	5150.000	AV	32.4	31.7	5.9	31.8	0.2	38.4	53.9	15.5	*1)
Vert.	5150.000	PK	40.6	31.7	5.9	31.8	-	46.4	73.9	27.5	
Vert.	5150.000	AV	32.7	31.7	5.9	31.8	0.2	38.7	53.9	15.2	*1)

Result = Reading + Ant Factor + Loss (Cable+Attenuator+Filter+Distance factor(above 1 GHz)) - Gain(Amplifier) + Duty factor

*Other frequency noises omitted in this report were not seen or had enough margin (more than 20 dB).

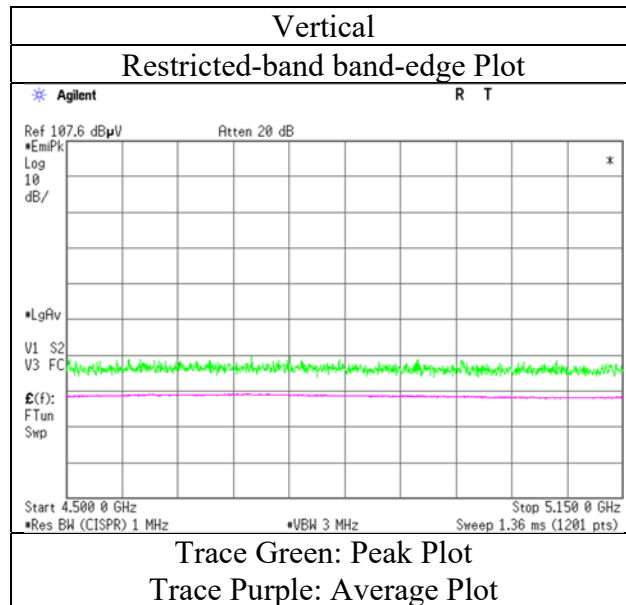
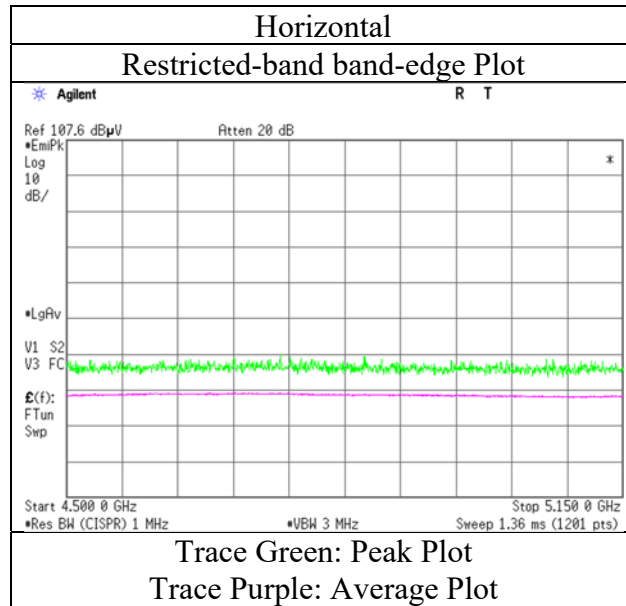
Distance factor: 1 GHz - 10 GHz $20\log(3.9\text{ m} / 3.0\text{ m}) = 2.28\text{ dB}$

*1) Not Out of Band emission(Leakage Power)

Radiated Spurious Emission
 (IFA Antenna)

Report No. 13170804H
 Test place Ise EMC Lab. No.3 Semi Anechoic Chamber
 Date February 19, 2020
 Temperature / Humidity 22 deg. C / 42 % RH
 Engineer Yuta Moriya
 (1 GHz - 10 GHz)
 Mode Tx 11ax-80 5210 MHz (26-tone RU)

RU Index 0



* The measurement was conducted for a sufficiently long enough time to detect any possible spurious emissions. Final result of restricted band edge was shown in tabular data.

Radiated Spurious Emission
(IFA Antenna)

Report No. 13170804H
Test place Ise EMC Lab. No.3 Semi Anechoic Chamber
Date February 19, 2020
Temperature / Humidity 22 deg. C / 42 % RH
Engineer Yuta Moriya
(1 GHz - 10 GHz)
Mode Tx 11ax-80 5210 MHz (52-tone RU)

RU Index 37

Polarity	Frequency [MHz]	Detector	Reading [dBuV]	Ant.Fac. [dB/m]	Loss [dB]	Gain [dB]	Duty Factor [dB]	Result [dBuV/m]	Limit [dBuV/m]	Margin [dB]	Remark
Hori.	5150.000	PK	40.7	31.7	5.9	31.8	-	46.5	73.9	27.4	
Hori.	5150.000	AV	32.3	31.7	5.9	31.8	0.2	38.3	53.9	15.6	*1)
Vert.	5150.000	PK	40.6	31.7	5.9	31.8	-	46.4	73.9	27.5	
Vert.	5150.000	AV	32.6	31.7	5.9	31.8	0.2	38.6	53.9	15.3	*1)

Result = Reading + Ant Factor + Loss (Cable+Attenuator+Filter+Distance factor(above 1 GHz)) - Gain(Amplifier) + Duty factor

*Other frequency noises omitted in this report were not seen or had enough margin (more than 20 dB).

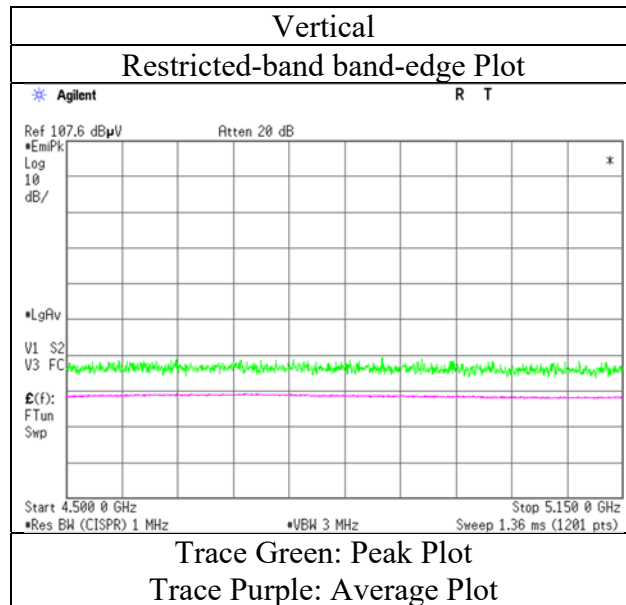
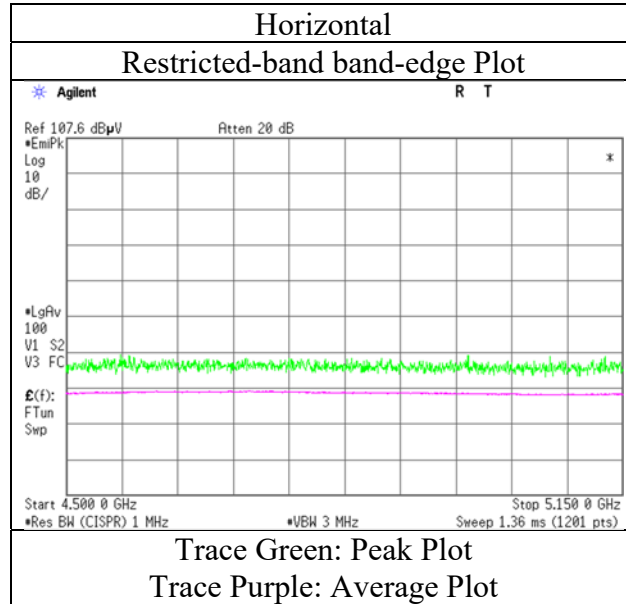
Distance factor: 1 GHz - 10 GHz $20\log(3.9\text{ m} / 3.0\text{ m}) = 2.28\text{ dB}$

*1) Not Out of Band emission (Leakage Power)

Radiated Spurious Emission
(IFA Antenna)

Report No. 13170804H
Test place Ise EMC Lab. No.3 Semi Anechoic Chamber
Date February 19, 2020
Temperature / Humidity 22 deg. C / 42 % RH
Engineer Yuta Moriya
(1 GHz - 10 GHz)
Mode Tx 11ax-80 5210 MHz (52-tone RU)

RU Index 37



* The measurement was conducted for a sufficiently long enough time to detect any possible spurious emissions. Final result of restricted band edge was shown in tabular data.

UL Japan, Inc.

Ise EMC Lab.

4383-326 Asama-cho, Ise-shi, Mie-ken 516-0021 JAPAN

Telephone : +81 596 24 8999

Facsimile : +81 596 24 8124

Radiated Spurious Emission
(IFA Antenna)

Report No. 13170804H
Test place Ise EMC Lab. No.3 Semi Anechoic Chamber
Date February 19, 2020
Temperature / Humidity 22 deg. C / 42 % RH
Engineer Yuta Moriya
(1 GHz - 10 GHz)
Mode Tx 11ax-80 5210 MHz (106-tone RU)

RU Index 53

Polarity	Frequency [MHz]	Detector	Reading [dBuV]	Ant.Fac. [dB/m]	Loss [dB]	Gain [dB]	Duty Factor [dB]	Result [dBuV/m]	Limit [dBuV/m]	Margin [dB]	Remark
Hori.	5150.000	PK	40.8	31.7	5.9	31.8	-	46.6	73.9	27.4	
Hori.	5150.000	AV	32.6	31.7	5.9	31.8	0.2	38.6	53.9	15.3	*1)
Vert.	5150.000	PK	41.0	31.7	5.9	31.8	-	46.8	73.9	27.2	
Vert.	5150.000	AV	32.9	31.7	5.9	31.8	0.2	38.9	53.9	15.0	*1)

Result = Reading + Ant Factor + Loss (Cable+Attenuator+Filter+Distance factor(above 1 GHz)) - Gain(Amplifier) + Duty factor

*Other frequency noises omitted in this report were not seen or had enough margin (more than 20 dB).

Distance factor: 1 GHz - 10 GHz $20\log(3.9\text{ m} / 3.0\text{ m}) = 2.28\text{ dB}$

*1) Not Out of Band emission(Leakage Power)

UL Japan, Inc.

Ise EMC Lab.

4383-326 Asama-cho, Ise-shi, Mie-ken 516-0021 JAPAN

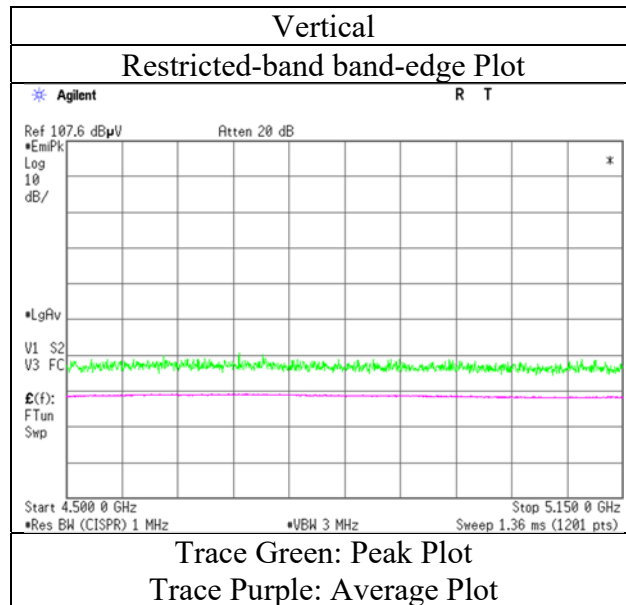
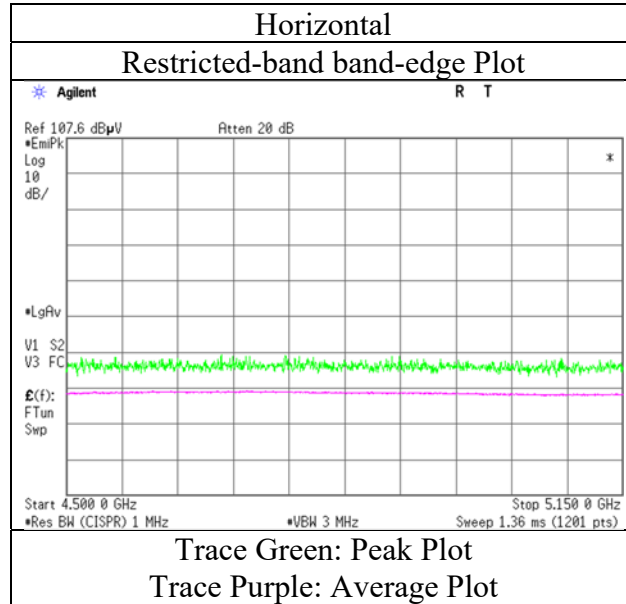
Telephone : +81 596 24 8999

Facsimile : +81 596 24 8124

Radiated Spurious Emission
(IFA Antenna)

Report No. 13170804H
Test place Ise EMC Lab. No.3 Semi Anechoic Chamber
Date February 19, 2020
Temperature / Humidity 22 deg. C / 42 % RH
Engineer Yuta Moriya
(1 GHz - 10 GHz)
Mode Tx 11ax-80 5210 MHz (106-tone RU)

RU Index 53



* The measurement was conducted for a sufficiently long enough time to detect any possible spurious emissions.
Final result of restricted band edge was shown in tabular data.

Radiated Spurious Emission
(IFA Antenna)

Report No. 13170804H
Test place Ise EMC Lab. No.3 Semi Anechoic Chamber
Date February 19, 2020
Temperature / Humidity 22 deg. C / 42 % RH
Engineer Yuta Moriya
(1 GHz - 10 GHz)
Mode Tx 11ax-80 5210 MHz (242-tone RU)

RU Index 61

Polarity	Frequency [MHz]	Detector	Reading [dBuV]	Ant.Fac. [dB/m]	Loss [dB]	Gain [dB]	Duty Factor [dB]	Result [dBuV/m]	Limit [dBuV/m]	Margin [dB]	Remark
Hori.	5150.000	PK	40.7	31.7	5.9	31.8	-	46.5	73.9	27.4	
Hori.	5150.000	AV	32.6	31.7	5.9	31.8	0.2	38.6	53.9	15.3	*1)
Vert.	5150.000	PK	40.9	31.7	5.9	31.8	-	46.7	73.9	27.2	
Vert.	5150.000	AV	32.9	31.7	5.9	31.8	0.2	38.9	53.9	15.0	*1)

Result = Reading + Ant Factor + Loss (Cable+Attenuator+Filter+Distance factor(above 1 GHz)) - Gain(Amplifier) + Duty factor

*Other frequency noises omitted in this report were not seen or had enough margin (more than 20 dB).

Distance factor: 1 GHz - 10 GHz $20\log(3.9\text{ m} / 3.0\text{ m}) = 2.28\text{ dB}$

*1) Not Out of Band emission(Leakage Power)

UL Japan, Inc.

Ise EMC Lab.

4383-326 Asama-cho, Ise-shi, Mie-ken 516-0021 JAPAN

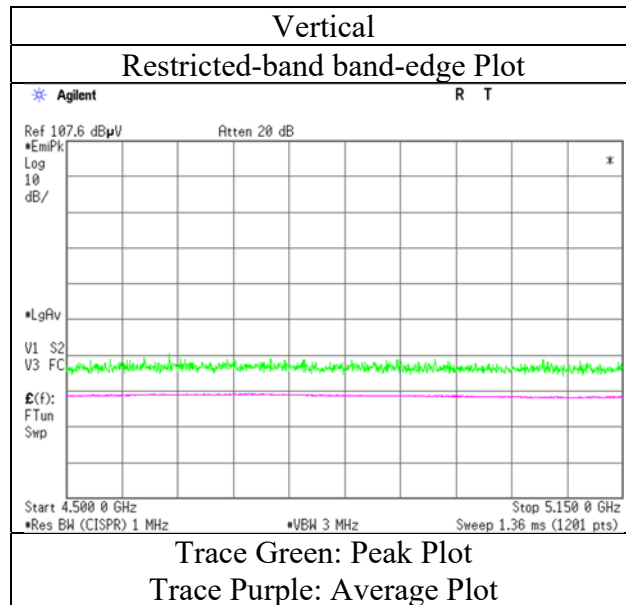
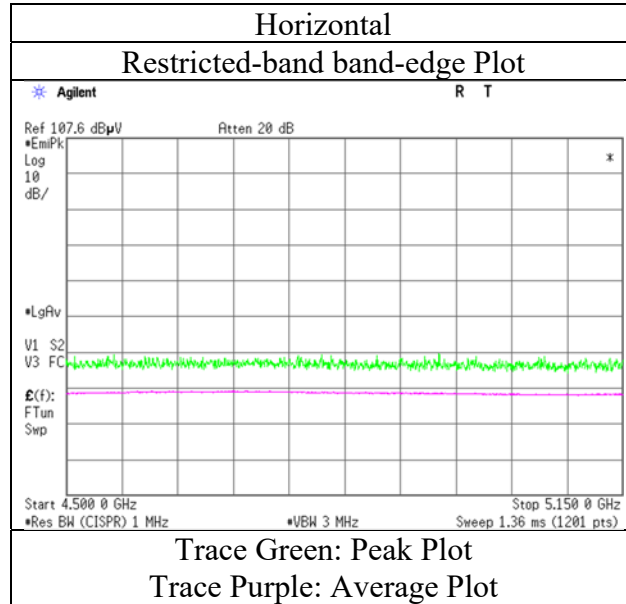
Telephone : +81 596 24 8999

Facsimile : +81 596 24 8124

Radiated Spurious Emission
(IFA Antenna)

Report No. 13170804H
Test place Ise EMC Lab. No.3 Semi Anechoic Chamber
Date February 19, 2020
Temperature / Humidity 22 deg. C / 42 % RH
Engineer Yuta Moriya
(1 GHz - 10 GHz)
Mode Tx 11ax-80 5210 MHz (242-tone RU)

RU Index 61



* The measurement was conducted for a sufficiently long enough time to detect any possible spurious emissions.
Final result of restricted band edge was shown in tabular data.

Radiated Spurious Emission
(IFA Antenna)

Report No. 13170804H
Test place Ise EMC Lab. No.3 Semi Anechoic Chamber
Date February 19, 2020
Temperature / Humidity 22 deg. C / 42 % RH
Engineer Yuta Moriya
(1 GHz - 10 GHz)
Mode Tx 11ax-80 5210 MHz (484-tone RU)

RU Index 65

Polarity	Frequency [MHz]	Detector	Reading [dBuV]	Ant.Fac. [dB/m]	Loss [dB]	Gain [dB]	Duty Factor [dB]	Result [dBuV/m]	Limit [dBuV/m]	Margin [dB]	Remark
Hori.	5150.000	PK	45.3	31.7	5.9	31.8	-	51.1	73.9	22.8	
Hori.	5150.000	AV	34.7	31.7	5.9	31.8	0.3	40.8	53.9	13.1	*1)
Vert.	5150.000	PK	43.0	31.7	5.9	31.8	-	48.8	73.9	25.1	
Vert.	5150.000	AV	34.6	31.7	5.9	31.8	0.3	40.7	53.9	13.3	*1)

Result = Reading + Ant Factor + Loss (Cable+Attenuator+Filter+Distance factor(above 1 GHz)) - Gain(Amplifier) + Duty factor

*Other frequency noises omitted in this report were not seen or had enough margin (more than 20 dB).

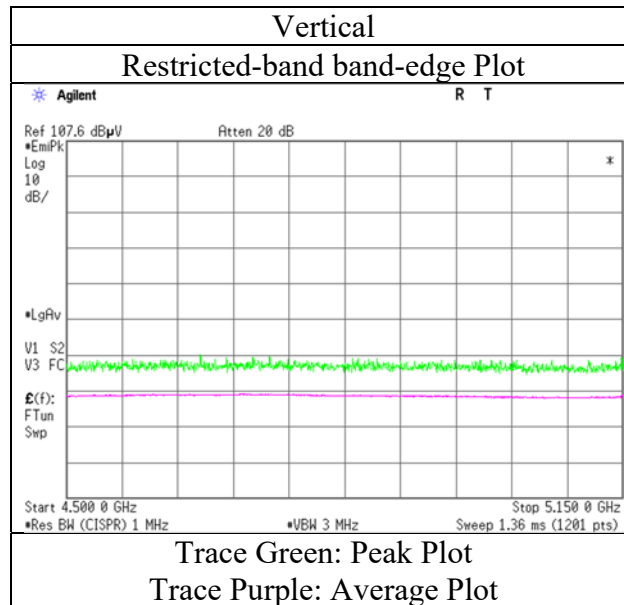
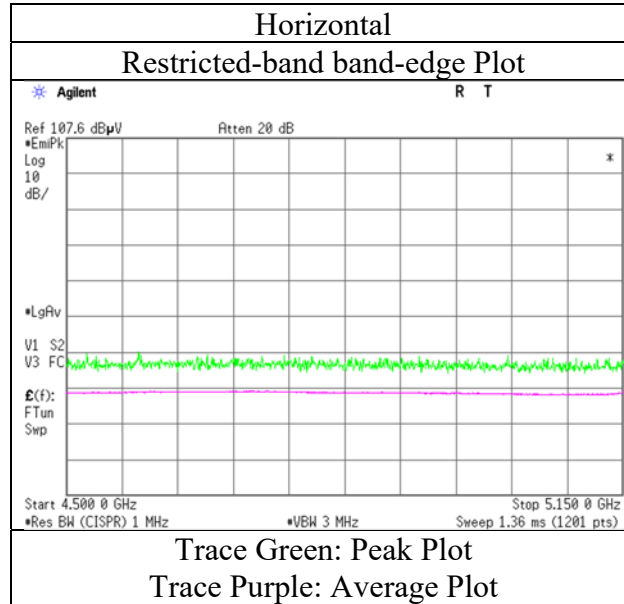
Distance factor: 1 GHz - 10 GHz $20\log(3.9\text{ m} / 3.0\text{ m}) = 2.28\text{ dB}$

*1) Not Out of Band emission(Leakage Power)

Radiated Spurious Emission
(IFA Antenna)

Report No. 13170804H
Test place Ise EMC Lab. No.3 Semi Anechoic Chamber
Date February 19, 2020
Temperature / Humidity 22 deg. C / 42 % RH
Engineer Yuta Moriya
(1 GHz - 10 GHz)
Mode Tx 11ax-80 5210 MHz (484-tone RU)

RU Index 65



* The measurement was conducted for a sufficiently long enough time to detect any possible spurious emissions. Final result of restricted band edge was shown in tabular data.

UL Japan, Inc.

Ise EMC Lab.

4383-326 Asama-cho, Ise-shi, Mie-ken 516-0021 JAPAN

Telephone : +81 596 24 8999

Facsimile : +81 596 24 8124

Radiated Spurious Emission
(IFA Antenna)

Report No. 13170804H
Test place Ise EMC Lab. No.4 Semi Anechoic Chamber
Date April 9, 2020
Temperature / Humidity 22 deg. C / 32 % RH
Engineer Yuta Moriya
(1 GHz - 10 GHz)
Mode Tx 11ax-80 5210 MHz (996-tone RU)

RU Index 67

Polarity	Frequency [MHz]	Detector	Reading [dBuV]	Ant.Fac. [dB/m]	Loss [dB]	Gain [dB]	Duty Factor [dB]	Result [dBuV/m]	Limit [dBuV/m]	Margin [dB]	Remark
Hori.	5150.000	PK	51.7	32.1	6.2	31.3	-	58.7	73.9	15.3	
Hori.	5150.000	AV	41.9	32.1	6.2	31.3	0.3	49.1	53.9	4.8	*1)
Vert.	5150.000	PK	55.4	32.1	6.2	31.3	-	62.4	73.9	11.5	
Vert.	5150.000	AV	41.8	32.1	6.2	31.3	0.3	49.1	53.9	4.8	*1)

Result = Reading + Ant Factor + Loss (Cable+Attenuator+Filter+Distance factor(above 1 GHz)) - Gain(Amplifier) + Duty factor

*Other frequency noises omitted in this report were not seen or had enough margin (more than 20 dB).

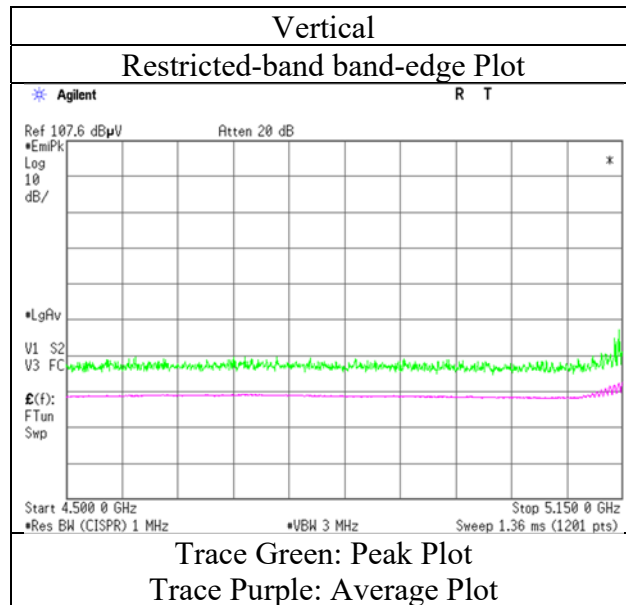
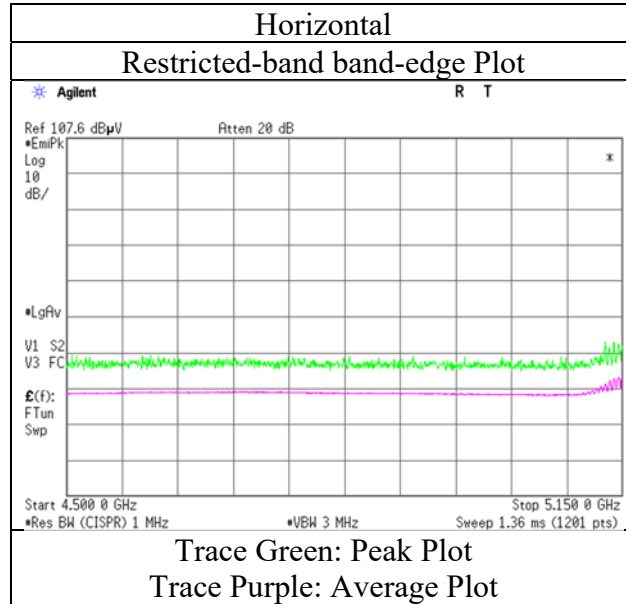
Distance factor: 1 GHz - 10 GHz $20\log(3.9\text{ m} / 3.0\text{ m}) = 2.28\text{ dB}$

*1) Not Out of Band emission(Leakage Power)

Radiated Spurious Emission
(IFA Antenna)

Report No. 13170804H
Test place Ise EMC Lab. No.4 Semi Anechoic Chamber
Date April 9, 2020
Temperature / Humidity 22 deg. C / 32 % RH
Engineer Yuta Moriya
(1 GHz - 10 GHz)
Mode Tx 11ax-80 5210 MHz (996-tone RU)

RU Index 67



* The measurement was conducted for a sufficiently long enough time to detect any possible spurious emissions. Final result of restricted band edge was shown in tabular data.

UL Japan, Inc.

Ise EMC Lab.

4383-326 Asama-cho, Ise-shi, Mie-ken 516-0021 JAPAN

Telephone : +81 596 24 8999

Facsimile : +81 596 24 8124

Radiated Spurious Emission
(IFA Antenna)

Report No. 13170804H
Test place Ise EMC Lab. No.3 Semi Anechoic Chamber
Date February 19, 2020
Temperature / Humidity 22 deg. C / 42 % RH
Engineer Yuta Moriya
(1 GHz - 10 GHz)
Mode Tx 11ax-80 5290 MHz (26-tone RU)

RU Index 36

Polarity	Frequency [MHz]	Detector	Reading [dBuV]	Ant.Fac. [dB/m]	Loss [dB]	Gain [dB]	Duty Factor [dB]	Result [dBuV/m]	Limit [dBuV/m]	Margin [dB]	Remark
Hori.	5350.000	PK	40.4	31.5	6.0	31.8	-	46.0	73.9	27.9	
Hori.	5350.000	AV	32.7	31.5	6.0	31.8	2.2	40.4	53.9	13.5	*1)
Vert.	5350.000	PK	40.5	31.5	6.0	31.8	-	46.1	73.9	27.8	
Vert.	5350.000	AV	32.8	31.5	6.0	31.8	2.2	40.6	53.9	13.3	*1)

Result = Reading + Ant Factor + Loss (Cable+Attenuator+Filter+Distance factor(above 1 GHz)) - Gain(Amplifier) + Duty factor

*Other frequency noises omitted in this report were not seen or had enough margin (more than 20 dB).

Distance factor: 1 GHz - 10 GHz $20\log(3.9\text{ m} / 3.0\text{ m}) = 2.28\text{ dB}$

*1) Not Out of Band emission(Leakage Power)

UL Japan, Inc.

Ise EMC Lab.

4383-326 Asama-cho, Ise-shi, Mie-ken 516-0021 JAPAN

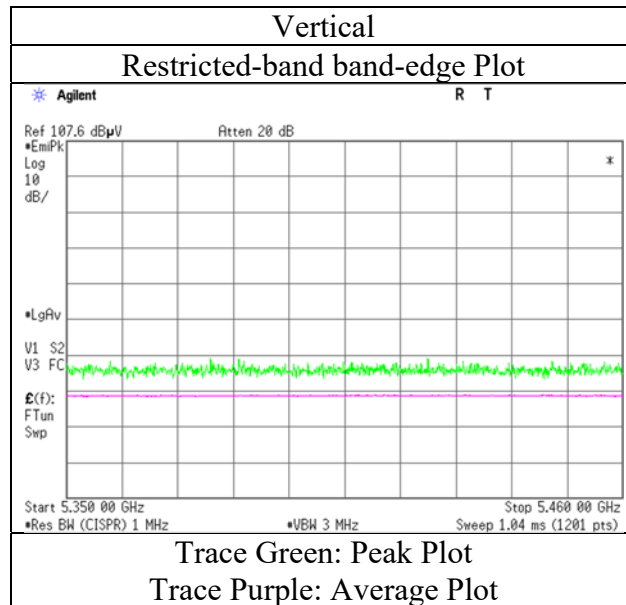
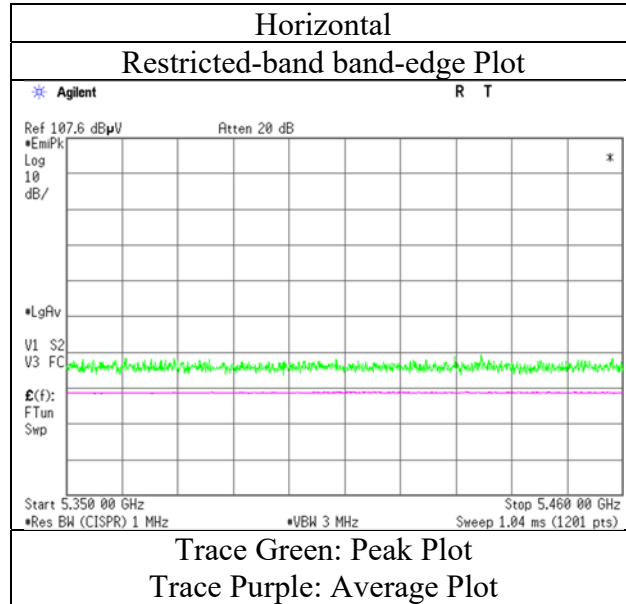
Telephone : +81 596 24 8999

Facsimile : +81 596 24 8124

Radiated Spurious Emission
(IFA Antenna)

Report No. 13170804H
Test place Ise EMC Lab. No.3 Semi Anechoic Chamber
Date February 19, 2020
Temperature / Humidity 22 deg. C / 42 % RH
Engineer Yuta Moriya
(1 GHz - 10 GHz)
Mode Tx 11ax-80 5290 MHz (26-tone RU)

RU Index 36



* The measurement was conducted for a sufficiently long enough time to detect any possible spurious emissions.
Final result of restricted band edge was shown in tabular data.

Radiated Spurious Emission
(IFA Antenna)

Report No. 13170804H
Test place Ise EMC Lab. No.3 Semi Anechoic Chamber
Date February 19, 2020
Temperature / Humidity 22 deg. C / 42 % RH
Engineer Yuta Moriya
(1 GHz - 10 GHz)
Mode Tx 11ax-80 5290 MHz (52-tone RU)

RU Index 52

Polarity	Frequency [MHz]	Detector	Reading [dBuV]	Ant.Fac. [dB/m]	Loss [dB]	Gain [dB]	Duty Factor [dB]	Result [dBuV/m]	Limit [dBuV/m]	Margin [dB]	Remark
Hori.	5350.000	PK	40.4	31.5	6.0	31.8	-	46.0	73.9	27.9	
Hori.	5350.000	AV	32.6	31.5	6.0	31.8	2.2	40.4	53.9	13.6	*1)
Vert.	5350.000	PK	40.5	31.5	6.0	31.8	-	46.1	73.9	27.8	
Vert.	5350.000	AV	32.8	31.5	6.0	31.8	2.2	40.6	53.9	13.3	*1)

Result = Reading + Ant Factor + Loss (Cable+Attenuator+Filter+Distance factor(above 1 GHz)) - Gain(Amplifier) + Duty factor

*Other frequency noises omitted in this report were not seen or had enough margin (more than 20 dB).

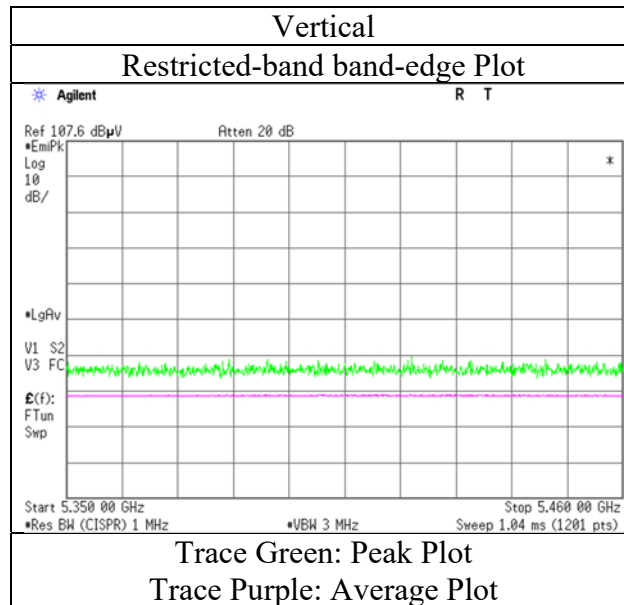
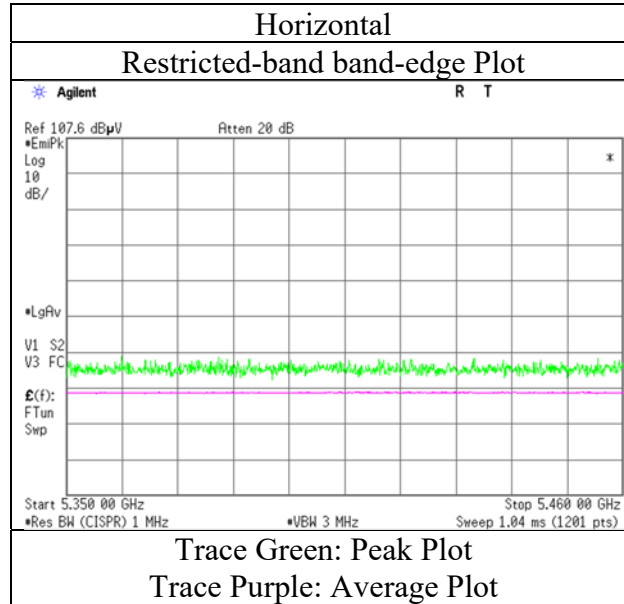
Distance factor: 1 GHz - 10 GHz $20\log(3.9\text{ m} / 3.0\text{ m}) = 2.28\text{ dB}$

*1) Not Out of Band emission(Leakage Power)

Radiated Spurious Emission
(IFA Antenna)

Report No. 13170804H
Test place Ise EMC Lab. No.3 Semi Anechoic Chamber
Date February 19, 2020
Temperature / Humidity 22 deg. C / 42 % RH
Engineer Yuta Moriya
(1 GHz - 10 GHz)
Mode Tx 11ax-80 5290 MHz (52-tone RU)

RU Index 52



* The measurement was conducted for a sufficiently long enough time to detect any possible spurious emissions.
Final result of restricted band edge was shown in tabular data.

Radiated Spurious Emission
(IFA Antenna)

Report No. 13170804H
Test place Ise EMC Lab. No.3 Semi Anechoic Chamber
Date February 19, 2020
Temperature / Humidity 22 deg. C / 42 % RH
Engineer Yuta Moriya
(1 GHz - 10 GHz)
Mode Tx 11ax-80 5290 MHz (106-tone RU)

RU Index 60

Polarity	Frequency [MHz]	Detector	Reading [dBuV]	Ant.Fac. [dB/m]	Loss [dB]	Gain [dB]	Duty Factor [dB]	Result [dBuV/m]	Limit [dBuV/m]	Margin [dB]	Remark
Hori.	5350.000	PK	40.6	31.5	6.0	31.8	-	46.2	73.9	27.7	
Hori.	5350.000	AV	32.6	31.5	6.0	31.8	2.5	40.7	53.9	13.3	*1)
Vert.	5350.000	PK	40.7	31.5	6.0	31.8	-	46.3	73.9	27.6	
Vert.	5350.000	AV	32.7	31.5	6.0	31.8	2.5	40.8	53.9	13.1	*1)

Result = Reading + Ant Factor + Loss (Cable+Attenuator+Filter+Distance factor(above 1 GHz)) - Gain(Amplifier) + Duty factor

*Other frequency noises omitted in this report were not seen or had enough margin (more than 20 dB).

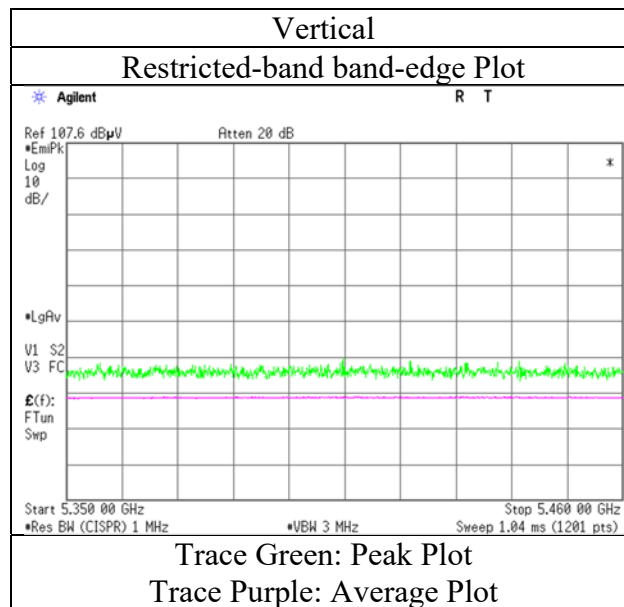
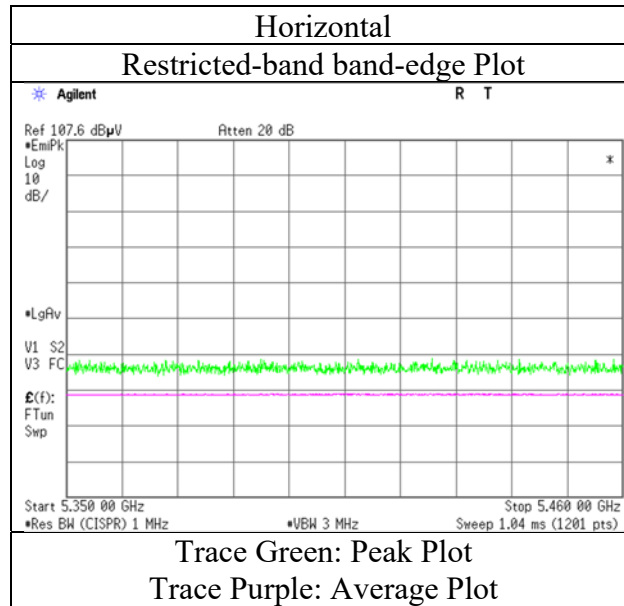
Distance factor: 1 GHz - 10 GHz 20log(3.9 m / 3.0 m) = 2.28 dB

*1) Not Out of Band emission(Leakage Power)

Radiated Spurious Emission
(IFA Antenna)

Report No. 13170804H
Test place Ise EMC Lab. No.3 Semi Anechoic Chamber
Date February 19, 2020
Temperature / Humidity 22 deg. C / 42 % RH
Engineer Yuta Moriya
(1 GHz - 10 GHz)
Mode Tx 11ax-80 5290 MHz (106-tone RU)

RU Index 60



* The measurement was conducted for a sufficiently long enough time to detect any possible spurious emissions.
Final result of restricted band edge was shown in tabular data.

UL Japan, Inc.

Ise EMC Lab.

4383-326 Asama-cho, Ise-shi, Mie-ken 516-0021 JAPAN

Telephone : +81 596 24 8999

Facsimile : +81 596 24 8124

Radiated Spurious Emission
(IFA Antenna)

Report No. 13170804H
Test place Ise EMC Lab. No.3 Semi Anechoic Chamber
Date February 19, 2020
Temperature / Humidity 22 deg. C / 42 % RH
Engineer Yuta Moriya
(1 GHz - 10 GHz)
Mode Tx 11ax-80 5290 MHz (242-tone RU)

RU Index 64

Polarity	Frequency [MHz]	Detector	Reading [dBuV]	Ant.Fac. [dB/m]	Loss [dB]	Gain [dB]	Duty Factor [dB]	Result [dBuV/m]	Limit [dBuV/m]	Margin [dB]	Remark
Hori.	5350.000	PK	40.7	31.5	6.0	31.8	-	46.3	73.9	27.7	
Hori.	5350.000	AV	32.7	31.5	6.0	31.8	3.0	41.4	53.9	12.5	*1)
Vert.	5350.000	PK	40.8	31.5	6.0	31.8	-	46.4	73.9	27.6	
Vert.	5350.000	AV	32.8	31.5	6.0	31.8	3.0	41.5	53.9	12.4	*1)

Result = Reading + Ant Factor + Loss (Cable+Attenuator+Filter+Distance factor(above 1 GHz)) - Gain(Amplifier) + Duty factor

*Other frequency noises omitted in this report were not seen or had enough margin (more than 20 dB).

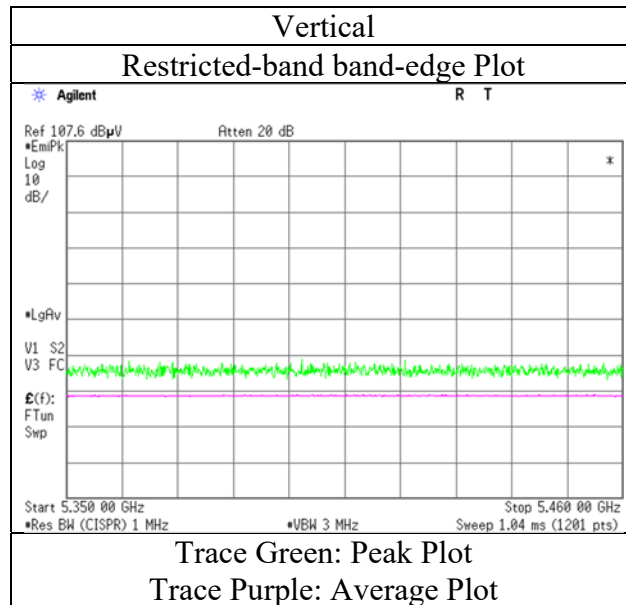
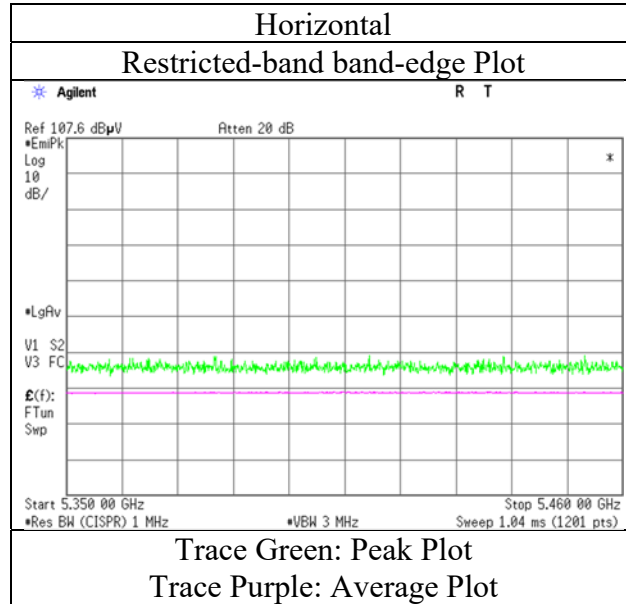
Distance factor: 1 GHz - 10 GHz 20log(3.9 m / 3.0 m) = 2.28 dB

*1) Not Out of Band emission(Leakage Power)

Radiated Spurious Emission
(IFA Antenna)

Report No. 13170804H
Test place Ise EMC Lab. No.3 Semi Anechoic Chamber
Date February 19, 2020
Temperature / Humidity 22 deg. C / 42 % RH
Engineer Yuta Moriya
(1 GHz - 10 GHz)
Mode Tx 11ax-80 5290 MHz (242-tone RU)

RU Index 64



* The measurement was conducted for a sufficiently long enough time to detect any possible spurious emissions. Final result of restricted band edge was shown in tabular data.

UL Japan, Inc.

Ise EMC Lab.

4383-326 Asama-cho, Ise-shi, Mie-ken 516-0021 JAPAN

Telephone : +81 596 24 8999

Facsimile : +81 596 24 8124

Radiated Spurious Emission
(IFA Antenna)

Report No. 13170804H
Test place Ise EMC Lab. No.3 Semi Anechoic Chamber
Date February 19, 2020
Temperature / Humidity 22 deg. C / 42 % RH
Engineer Yuta Moriya
(1 GHz - 10 GHz)
Mode Tx 11ax-80 5290 MHz (484-tone RU)

RU Index 66

Polarity	Frequency [MHz]	Detector	Reading [dBuV]	Ant.Fac. [dB/m]	Loss [dB]	Gain [dB]	Duty Factor [dB]	Result [dBuV/m]	Limit [dBuV/m]	Margin [dB]	Remark
Hori.	5350.000	PK	48.2	31.5	6.0	31.8	-	53.8	73.9	20.1	
Hori.	5350.000	AV	37.6	31.5	6.0	31.8	0.3	43.4	53.9	10.5	*1)
Vert.	5350.000	PK	47.9	31.5	6.0	31.8	-	53.5	73.9	20.4	
Vert.	5350.000	AV	36.6	31.5	6.0	31.8	0.3	42.4	53.9	11.5	*1)

Result = Reading + Ant Factor + Loss (Cable+Attenuator+Filter+Distance factor(above 1 GHz)) - Gain(Amplifier) + Duty factor

*Other frequency noises omitted in this report were not seen or had enough margin (more than 20 dB).

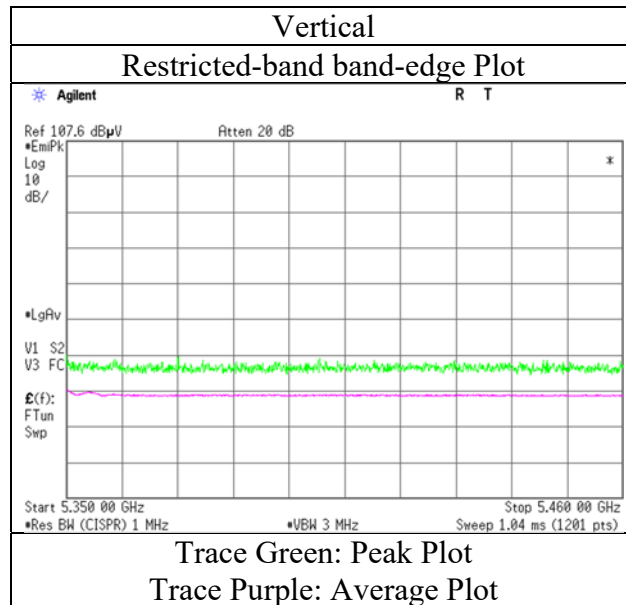
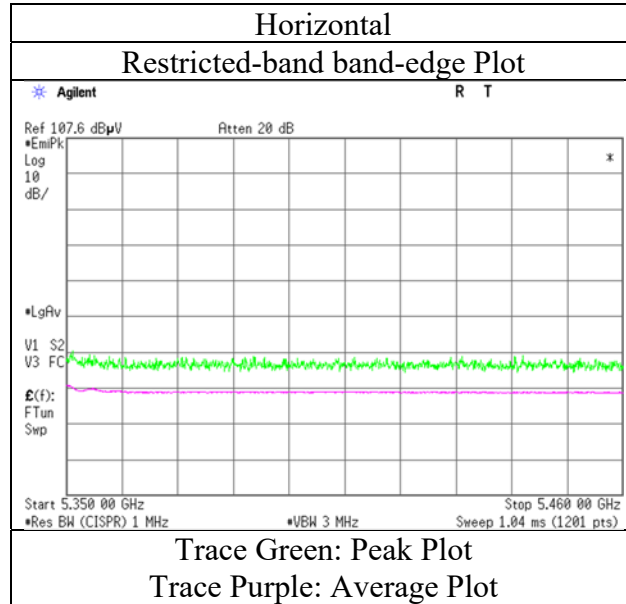
Distance factor: 1 GHz - 10 GHz $20\log(3.9\text{ m} / 3.0\text{ m}) = 2.28\text{ dB}$

*1) Not Out of Band emission(Leakage Power)

Radiated Spurious Emission
(IFA Antenna)

Report No. 13170804H
Test place Ise EMC Lab. No.3 Semi Anechoic Chamber
Date February 19, 2020
Temperature / Humidity 22 deg. C / 42 % RH
Engineer Yuta Moriya
(1 GHz - 10 GHz)
Mode Tx 11ax-80 5290 MHz (484-tone RU)

RU Index 64



* The measurement was conducted for a sufficiently long enough time to detect any possible spurious emissions. Final result of restricted band edge was shown in tabular data.

Radiated Spurious Emission
(IFA Antenna)

Report No. 13170804H
Test place Ise EMC Lab. No.4 Semi Anechoic Chamber
Date April 9, 2020
Temperature / Humidity 22 deg. C / 32 % RH
Engineer Yuta Moriya
(1 GHz - 10 GHz)
Mode Tx 11ax-80 5290 MHz (996-tone RU)

RU Index 67

Polarity	Frequency [MHz]	Detector	Reading [dBuV]	Ant.Fac. [dB/m]	Loss [dB]	Gain [dB]	Duty Factor [dB]	Result [dBuV/m]	Limit [dBuV/m]	Margin [dB]	Remark
Hori.	5350.000	PK	54.5	31.7	6.3	31.3	-	61.2	73.9	12.7	
Hori.	5350.000	AV	45.0	31.7	6.3	31.3	0.3	51.9	53.9	2.0	*1)
Vert.	5350.000	PK	53.8	31.7	6.3	31.3	-	60.5	73.9	13.4	
Vert.	5350.000	AV	42.6	31.7	6.3	31.3	0.3	49.6	53.9	4.3	*1)

Result = Reading + Ant Factor + Loss (Cable+Attenuator+Filter+Distance factor(above 1 GHz)) - Gain(Amplifier) + Duty factor

*Other frequency noises omitted in this report were not seen or had enough margin (more than 20 dB).

Distance factor: 1 GHz - 10 GHz $20\log(3.9\text{ m} / 3.0\text{ m}) = 2.28\text{ dB}$

*1) Not Out of Band emission(Leakage Power)