

APPENDIX 3: Photographs of test setup

Radiated Spurious Emission




Photo 1




Photo 2

UL Japan, Inc.

Ise EMC Lab.

4383-326 Asama-cho, Ise-shi, Mie-ken 516-0021 JAPAN

Telephone : +81 596 24 8999


Facsimile : +81 596 24 8124

Worst Case Position
(Module)
(Horizontal: X-axis/ Vertical: X-axis)


X-axis



Y-axis




Z-axis



Worst Case Position
(BT Antenna WC)
(Horizontal: Z-axis/ Vertical: Y-axis)

X-axis



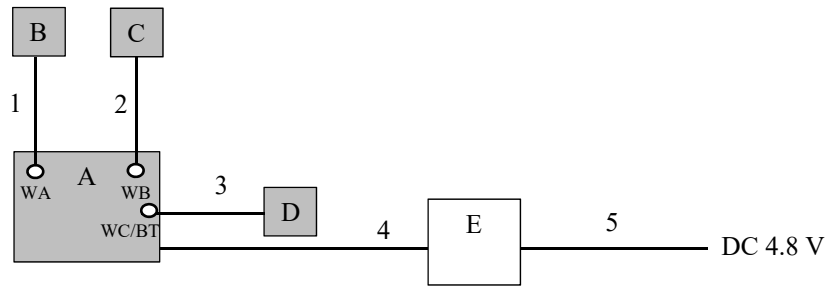
Y-axis



Z-axis



Test Configuration and peripherals



* Cabling and setup were taken into consideration and test data was taken under worse case conditions.

Description of EUT and Support equipment

No	Item	Model number	Serial number	Manufacturer	Remarks
A	Wireless communication module	J20H096	No.1	Sony Interactive Entertainment	EUT
B	PIFA Antenna	L34RF022	No.1	LUXSHARE-ICT	EUT
C	PIFA Antenna	L34RF023	No.1	LUXSHARE-ICT	EUT
D	PIFA Antenna	L34RF024	No.1	LUXSHARE-ICT	EUT
E	Jig	-	No.2	Sony Interactive Entertainment	-

List of cables used

No	Name	Length (m)	Shield		Remarks
			Cable	Connector	
1	Antenna Cable	0.18	Shielded	Shielded	-
2	Antenna Cable	0.28	Shielded	Shielded	-
3	Antenna Cable	0.14	Shielded	Shielded	-
4	DC + Signal Cable	0.40	Unshielded	Unshielded	-
5	DC Cable	2.50	Unshielded	Unshielded	-

End of Report