



**APPENDIX 3: Photographs of test setup**

**Radiated Spurious Emission**



**Photo 1**



**Photo 2**

---

**UL Japan, Inc.**

**Ise EMC Lab.**


4383-326 Asama-cho, Ise-shi, Mie-ken 516-0021 JAPAN

Telephone : +81 596 24 8999

Facsimile : +81 596 24 8124

**Worst Case Position**  
**(Module)**  
(Horizontal: X-axis/ Vertical:X-axis)


**X-axis**



**Y-axis**




**Z-axis**




**Worst Case Position**  
**(Antenna WA/WC)**

(Horizontal: L34RF022(Port WA) Z-axis/ L34RF024(Port WC) Z-axis)  
(Vertical: L34RF022(Port WA) X-axis/ L34RF024(Port WC) Z-axis)


**L34RF022(Port WA)**  
**X-axis**




**Y-axis**



**Z-axis**



**L34RF024(Port WC)**  
**X-axis**



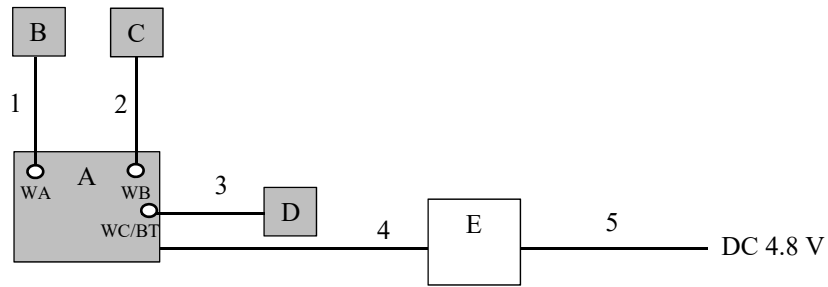
**Y-axis**



**Z-axis**



### Test Configuration and peripherals



\* Cabling and setup were taken into consideration and test data was taken under worse case conditions.

#### **Description of EUT and Support equipment**

No	Item	Model number	Serial number	Manufacturer	Remarks
A	Wireless communication module	AW-CB319	No.1	Sony Interactive Entertainment	EUT
B	PIFA Antenna	L34RF022	No.1	LUXSHARE-ICT	EUT
C	PIFA Antenna	L34RF023	No.1	LUXSHARE-ICT	EUT
D	PIFA Antenna	L34RF024	No.1	LUXSHARE-ICT	EUT
E	Jig	-	No.2	Sony Interactive Entertainment	-

#### **List of cables used**

No	Name	Length (m)	Shield		Remarks
			Cable	Connector	
1	Antenna Cable	0.18	Shielded	Shielded	-
2	Antenna Cable	0.28	Shielded	Shielded	-
3	Antenna Cable	0.14	Shielded	Shielded	-
4	DC + Signal Cable	0.40	Unshielded	Unshielded	-
5	DC Cable	2.50	Unshielded	Unshielded	-

**End of Report**