


**APPENDIX 3: Photographs of test setup**

**Radiated Spurious Emission**



**Photo 1**



**Photo 2**

---

**UL Japan, Inc.**

**Ise EMC Lab.**

4383-326 Asama-cho, Ise-shi, Mie-ken 516-0021 JAPAN


Telephone : +81 596 24 8999

Facsimile : +81 596 24 8124


**Worst Case Position**  
(Antenna WA)

Above 1GHz (Horizontal: Y-axis/ Vertical: Z-axis)  
Below 1GHz (Horizontal: X-axis/ Vertical: X-axis)


**X-axis**



**Y-axis**




**Z-axis**




**Worst Case Position**  
(Antenna WC)

Above 1GHz (Horizontal: Y-axis/ Vertical: Y-axis)  
Below 1GHz (Horizontal: X-axis/ Vertical: X-axis)


**X-axis**



**Y-axis**




**Z-axis**




**Worst Case Position**  
(Module)

(Horizontal: X-axis/ Vertical: X-axis)


**X-axis**



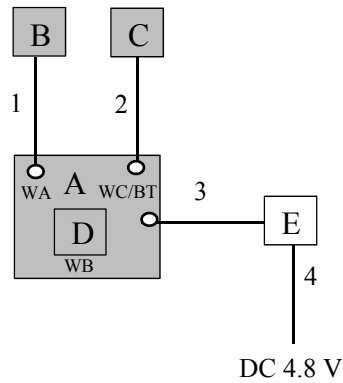
**Y-axis**



**Z-axis**



### Test Configuration and peripherals



\* Cabling and setup were taken into consideration and test data was taken under worse case conditions.

#### Description of EUT and Support equipment

No	Item	Model number	Serial number	Manufacturer	Remarks
A	Wireless communication module	J20H091	90CDB6D723C5	Sony Interactive Entertainment	EUT
B	Antenna	2295423	*1)	TE Connectivity	EUT
C	Antenna	2310935	*1)	TE Connectivity	EUT
D	Antenna	-	*1)	Sony Interactive Entertainment	EUT
E	Jig	-	No.2	-	-

\*1) This item is controlled with A: Wireless communication module.

#### List of cables used

No	Name	Length (m)	Shield		Remarks
			Cable	Connector	
1	Antenna Cable	0.2	Shielded	Shielded	-
2	Antenna Cable	0.35	Shielded	Shielded	-
3	DC + Signal Cable	0.4	Unshielded	Unshielded	-
4	DC Cable	2.2	Unshielded	Unshielded	-

**End of Report**