

APPENDIX 3: Photographs of test setup

Radiated Spurious Emission




Photo 1




Photo 2

UL Japan, Inc.

Ise EMC Lab.

4383-326 Asama-cho, Ise-shi, Mie-ken 516-0021 JAPAN


Telephone : +81 596 24 8999

Facsimile : +81 596 24 8124


Worst Case Position
(WLAN Antenna WA)

Above 1GHz (Horizontal: Z-axis/ Vertical: Y-axis)
Below 1GHz (Horizontal: X-axis/ Vertical: X-axis)


X-axis



Y-axis




Z-axis




Worst Case Position
(WLAN Antenna WB)

Above 1GHz (Horizontal: X-axis/ Vertical: Z-axis)
Below 1GHz (Horizontal: X-axis/ Vertical: X-axis)


X-axis



Y-axis




Z-axis




Worst Case Position
(BTLE Antenna WC)

Above 1GHz (Horizontal: X-axis/ Vertical: Z-axis)
Below 1GHz (Horizontal: X-axis/ Vertical: X-axis)


X-axis



Y-axis




Z-axis




Worst Case Position
(Module)

Above 1GHz (Horizontal: X-axis/ Vertical: Z-axis)
Below 1GHz (Horizontal: X-axis/ Vertical: X-axis)


X-axis



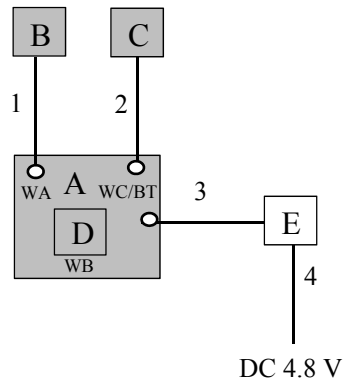
Y-axis



Z-axis



Test Configuration and peripherals



* Cabling and setup were taken into consideration and test data was taken under worse case conditions.

Description of EUT and Support equipment

No	Item	Model number	Serial number	Manufacturer	Remarks
A	Wireless communication module	J20H091	90CDB6D723C5	Sony Interactive Entertainment	EUT
B	Antenna	2295423	*1)	TE Connectivity	EUT
C	Antenna	2310935	*1)	TE Connectivity	EUT
D	Antenna	-	*1)	Sony Interactive Entertainment	EUT
E	Jig	-	No.2	-	-

*1) This item is controlled with A: Wireless communication module.

List of cables used

No	Name	Length (m)	Shield		Remarks
			Cable	Connector	
1	Antenna Cable	0.2	Shielded	Shielded	-
2	Antenna Cable	0.35	Shielded	Shielded	-
3	DC + Signal Cable	0.4	Unshielded	Unshielded	-
4	DC Cable	2.2	Unshielded	Unshielded	-

End of Report