

APPENDIX 3: Photographs of test setup

Radiated Spurious Emission




Photo 1




Photo 2


Worst Case Position

(Antenna)

(Horizontal: 2299057-3 (Port WA) X-axis / 2299057-1 (Port WC) X -axis)

(Vertical: 2299057-3 (Port WA) Y-axis / 2299057-1 (Port WC) Y -axis)


**2299057-3 (Port WA)
X-axis**




**2299057-1 (Port WC)
X-axis**




**2299057-3 (Port WA)
Y-axis**




**2299057-1 (Port WC)
Y-axis**



**2299057-3 (Port WA)
Z-axis**




**2299057-1 (Port WC)
Z-axis**




Worst Case Position (Horizontal: X-axis/ Vertical: X-axis)
(Module)


X-axis



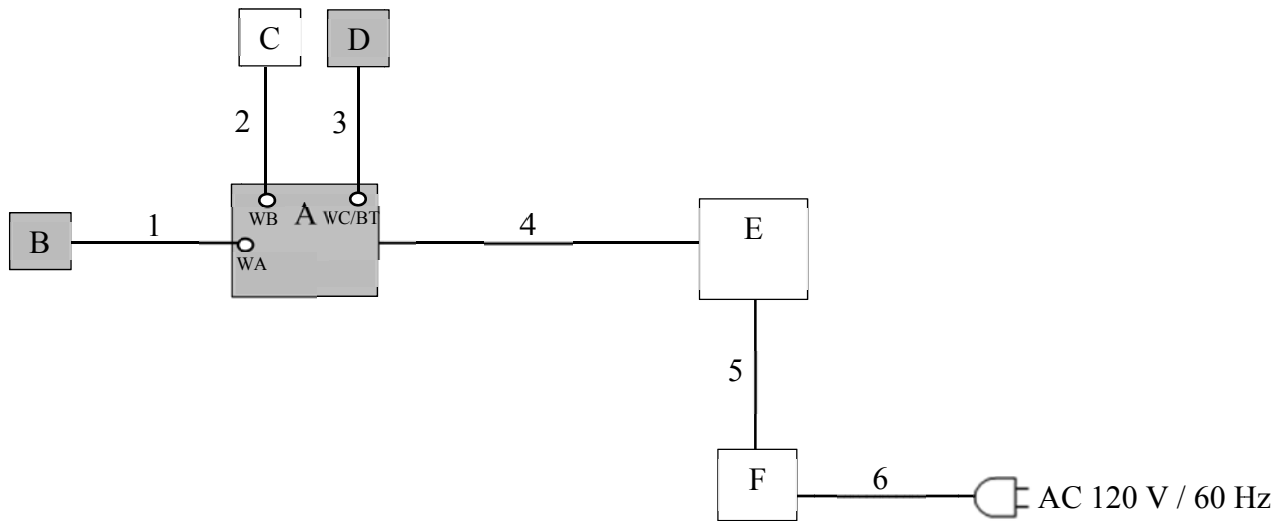
Y-axis



Z-axis



Test Configuration and peripherals



* Cabling and setup were taken into consideration and test data was taken under worse case conditions.

Description of EUT and Support equipment

No	Item	Model number	Serial number	Manufacturer	Remarks
A	Wireless communication module	J20H091	No.2	Sony Interactive Entertainment	EUT
B	Antenna	2299057-3	-	Tyco Electronics	EUT
C	Antenna	2299057-2	-	Tyco Electronics	-
D	Antenna	2299057-1	-	Tyco Electronics	EUT
E	Jig	-	No.1	-	-
F	DC Power supply	PMC35-2A	02871	KIKUSUI	-

List of cables used

No	Name	Length (m)	Shield		Remarks
			Cable	Connector	
1	Antenna Cable	0.43	Shielded	Shielded	-
2	Antenna Cable	0.13	Shielded	Shielded	-
3	Antenna Cable	0.41	Shielded	Shielded	-
4	DC + Signal Cable	0.40	Unshielded	Unshielded	-
5	DC Cable	3.00	Unshielded	Unshielded	-
6	AC Cable	1.50	Unshielded	Unshielded	-

End of Report

UL Japan, Inc.

Ise EMC Lab.

4383-326 Asama-cho, Ise-shi, Mie-ken 516-0021 JAPAN

Telephone : +81 596 24 8999

Facsimile : +81 596 24 8124