



**APPENDIX 3: Photographs of test setup**

**Conducted Emission**



**Photo 1**



**Photo 2**

---

**UL Japan, Inc.**


**Ise EMC Lab.**

4383-326 Asama-cho, Ise-shi, Mie-ken 516-0021 JAPAN


Telephone : +81 596 24 8999

Facsimile : +81 596 24 8124

**Radiated Spurious Emission**  
**(WLAN)**



**Photo 1**



**Photo 2**

---

**UL Japan, Inc.**


**Ise EMC Lab.**

4383-326 Asama-cho, Ise-shi, Mie-ken 516-0021 JAPAN


Telephone : +81 596 24 8999

Facsimile : +81 596 24 8124

**Radiated Spurious Emission**  
(BT LE)



**Photo 1**



**Photo 2**

---

**UL Japan, Inc.**

**Ise EMC Lab.**

4383-326 Asama-cho, Ise-shi, Mie-ken 516-0021 JAPAN


Telephone : +81 596 24 8999

Facsimile : +81 596 24 8124


**Worst Case Position**  
(WLAN)

**(Horizontal: 2295423 (Port WA) Z-axis / 2295422 (Port WB) Z -axis)**  
**(Vertical: 2295423 (Port WA) Y-axis / 2295422 (Port WB) Y -axis)**


**2295423 (Port WA)**  
**X-axis**




**2295422 (Port WB)**  
**X-axis**



**2295423 (Port WA)**  
**Y-axis**




**2295422 (Port WB)**  
**Y-axis**



**2295423 (Port WA)**  
**Z-axis**




**2295422 (Port WB)**  
**Z-axis**




**Worst Case Position (Horizontal: X-axis/ Vertical: Y-axis)**  
(BT LE)


**X-axis**



**Y-axis**




**Z-axis**



**Worst Case Position (Horizontal: X-axis/ Vertical: X-axis)**  
(Module)


**X-axis**



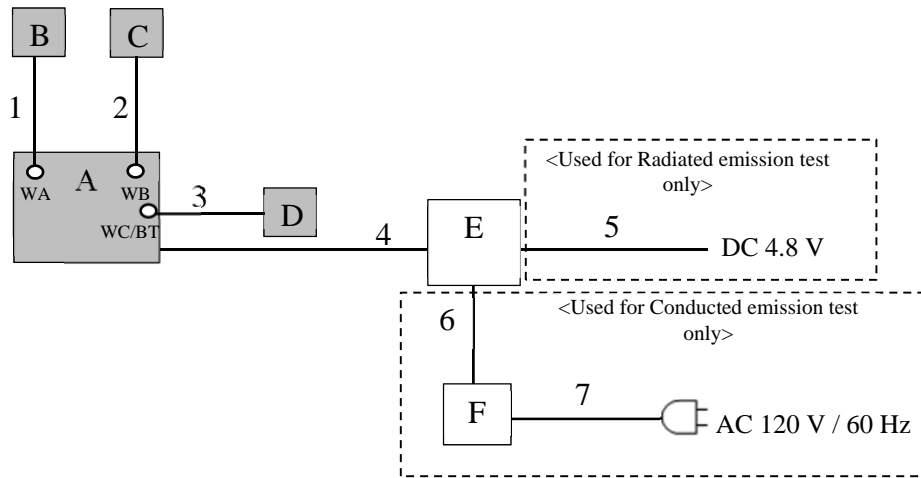
**Y-axis**



**Z-axis**



### Test Configuration and peripherals



\* Cabling and setup were taken into consideration and test data was taken under worse case conditions.

#### Description of EUT and Support equipment

No	Item	Model number	Serial number	Manufacturer	Remarks
A	Wireless communication module	J20H091	No.2 *1) No.3 *2)	Sony Interactive Entertainment	EUT
B	Antenna	2295423	No.1	TE Connectivity	EUT
C	Antenna	2295422	No.1	TE Connectivity	EUT
D	Antenna	2295421	No.1	TE Connectivity	EUT
E	Jig	-	No.2	-	-
F	DC Power supply	PMC35-2A	02871	KIKUSUI	*3)

#### List of cables used

No	Name	Length (m)	Shield		Remarks
			Cable	Connector	
1	Antenna Cable	0.15	Shielded	Shielded	-
2	Antenna Cable	0.30	Shielded	Shielded	-
3	Antenna Cable	0.45	Shielded	Shielded	-
4	DC + Signal Cable	0.35	Unshielded	Unshielded	-
5	DC Cable	0.50	Unshielded	Unshielded	-
6	DC Cable	3.00	Unshielded	Unshielded	*3)
7	AC Cable	1.50	Unshielded	Unshielded	*3)

\*1) Used for antenna terminal conducted tests.

\*2) Used for conducted emission and radiated emission tests.

\*3) Used for conducted emission test only.

**End of Report**

**UL Japan, Inc.**

**Ise EMC Lab.**

4383-326 Asama-cho, Ise-shi, Mie-ken 516-0021 JAPAN

Telephone : +81 596 24 8999

Facsimile : +81 596 24 8124