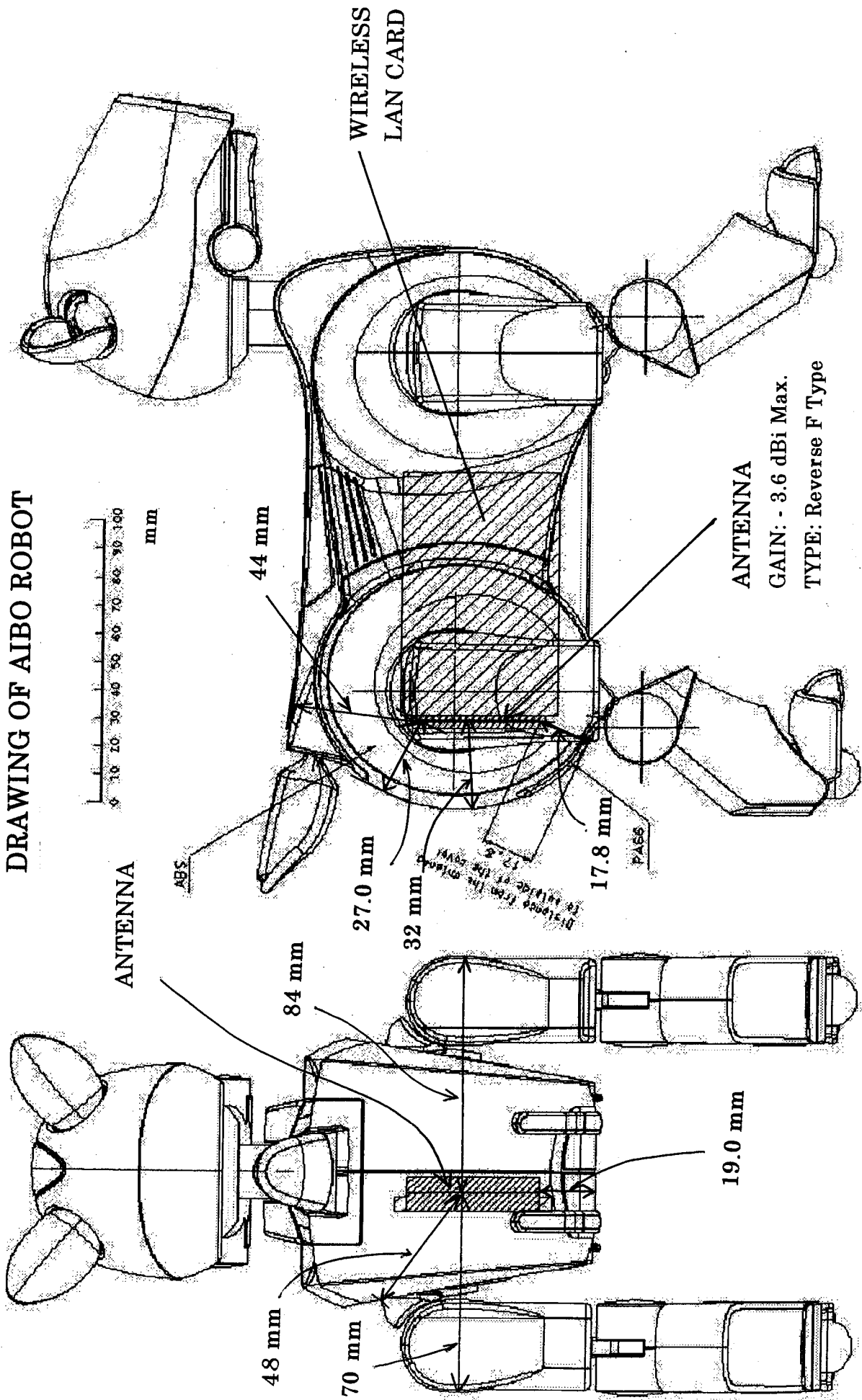


DRAWING OF AIBO ROBOT



ANTENNA
GAIN: - 3.6 dBi Max.
TYPE: Reverse F Type


SIDE VIEW

REAR VIEW





These photos show how Wireless LAN card is installed in the toy.
Blue part in the body of toy is an antenna of the wireless LAC card "ERA-201D1".




This picture shows positional relativity of the Wireless LAN card and its antenna. To install the wireless card completely, the card has to be slide vertically into the body.



These photos show the minimum distance 1.78 cm from the surface of the toy to the antenna of the wireless LAN card. Please refer the first page of this file in detail.





Please note that the wireless LAN card and its Antenna is covered by enclosure of the toy when the wireless LAN card is fully installed as the above picture shows.