

Appendix D. Photographs

D.1. DUT and Antenna Placement



Figure D-1 Front-View



Figure D-2 Back-View

D.2. Antenna Placement, RF Exposure Conditions, and SAR Test Exclusion

The following information is eligible for Short-Term Confidentiality together with internal and external photos.

Antenna Placement

Antenna	Minimum Distance from Edges or Sides of DUT (mm)						
	Front	Back	Back-Tilt	Left	Right	Top	Bottom
Bluetooth	4.7	13.4	≈ 8.9	17.45	10.05	63.05	3.05

* Please refer to Figure D-7 for more details.

RF Exposure Conditions

Wireless Technologies	RF Exposure Conditions	User-to-DUT Distance (mm)	Test Position	DUT-to-Ant. Distance (mm)	SAR Required	Note(s)
Bluetooth	Body-Worn	0	Front	4.7	Yes	
			Back	13.4	Yes	
			Back-Tilt	≈ 8.9	Yes	
			Left	17.45	Yes	
			Right	10.05	Yes	
			Top	63.05	Yes	
			Bottom	3.05	Yes	
Note(s): * Please refer to Figure D-7 for more details.						

Body-Worn SAR (1-g SAR) Test Exclusion as per KDB 447498 D01

Freq. Band	Freq. (MHz)	Test Position	User-to-Host Distance (mm)	Host-to-Ant Distance (mm)	User-to-Ant Distance (mm)	Min. Test Sep. Distance (mm)	Max. Possible Power			Exclusion Threshold	SAR Required (> 3.0)
							(dBm)	(mW)	rounded (mW)		
Bluetooth	2450	Front	0	4.7	4.7	5	14.0	25.1	25	7.8	Yes
	2450	Back	0	13.4	13.4	13	14.0	25.1	25	3.0	Yes
	2450	Back-Tilt	0	8.9	8.9	9	14.0	25.1	25	4.3	Yes
	2450	Left	0	17.45	17.45	17	14.0	25.1	25	2.3	No
	2450	Right	0	10.05	10.05	10	14.0	25.1	25	3.9	Yes
	2450	Top	0	63.05	63.05	63	14.0	25.1	25	0.6	No
	2450	Bottom	0	3.05	3.05	5	14.0	25.1	25	7.8	Yes

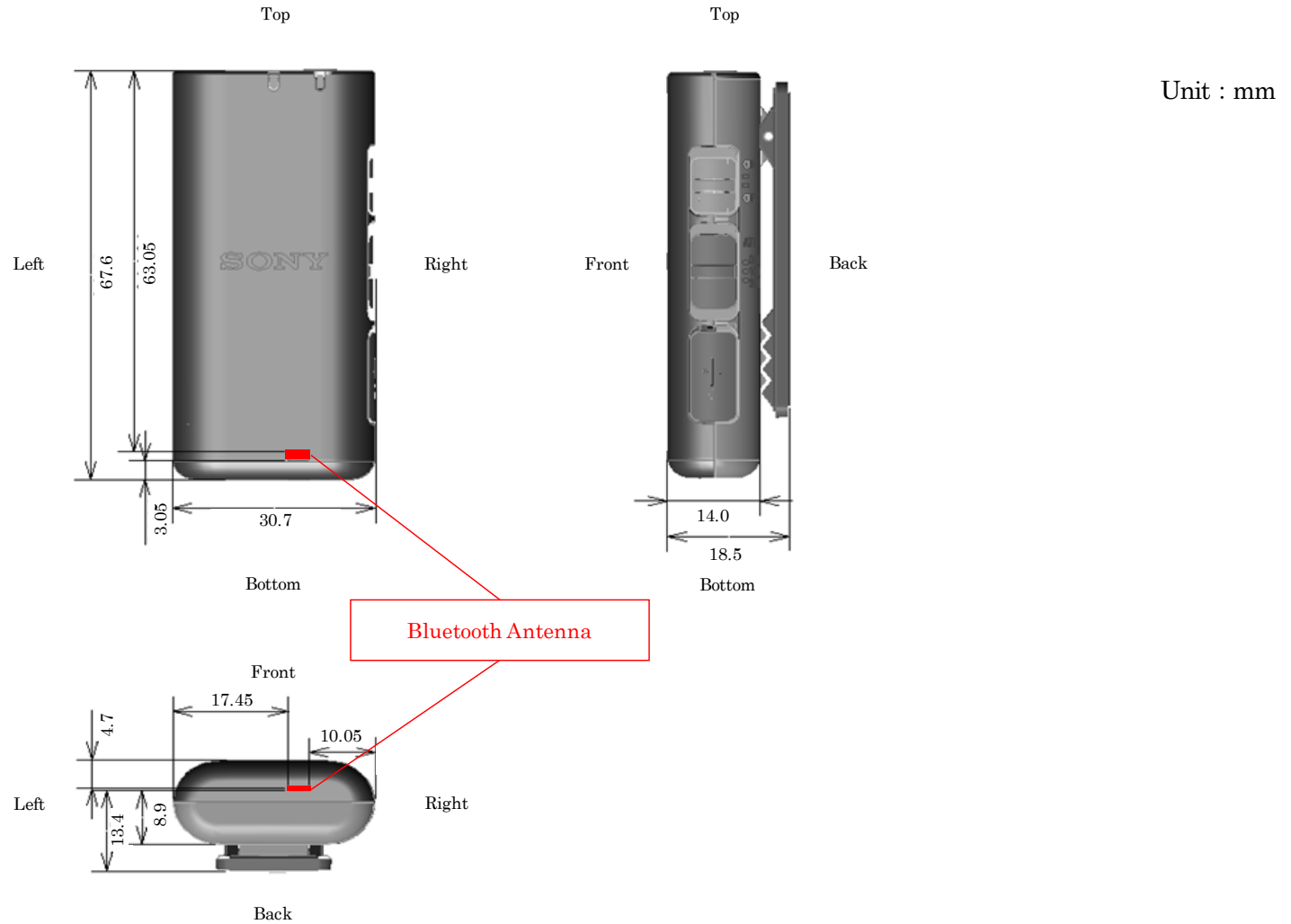


Figure D-3 Antenna Dimensions and Separation Distances

D.3. Body-Worn Exposure Conditions




Figure D-4 Front




Figure D-5 Back




Figure D-6 Back-Tilt





Figure D-7 Right





Figure D-8

Bottom