

APPENDIX 3: Photographs of test setup

Conducted Emission




Photo 1



Photo 2

UL Japan, Inc.

Ise EMC Lab.

4383-326 Asama-cho, Ise-shi, Mie-ken 516-0021 JAPAN

Telephone : +81 596 24 8999

Facsimile : +81 596 24 8124

Radiated Spurious Emission




Photo 1




Photo 2

UL Japan, Inc.

Ise EMC Lab.

4383-326 Asama-cho, Ise-shi, Mie-ken 516-0021 JAPAN

Telephone : +81 596 24 8999

Facsimile : +81 596 24 8124

Worst Case Position

Below 1GHz (Horizontal: X-axis / Vertical: X-axis)

Above 1GHz (Horizontal: Z-axis / Vertical: Z-axis)

X-axis



Y-axis



Z-axis



Antenna Terminal Conducted Tests



Photo

UL Japan, Inc.

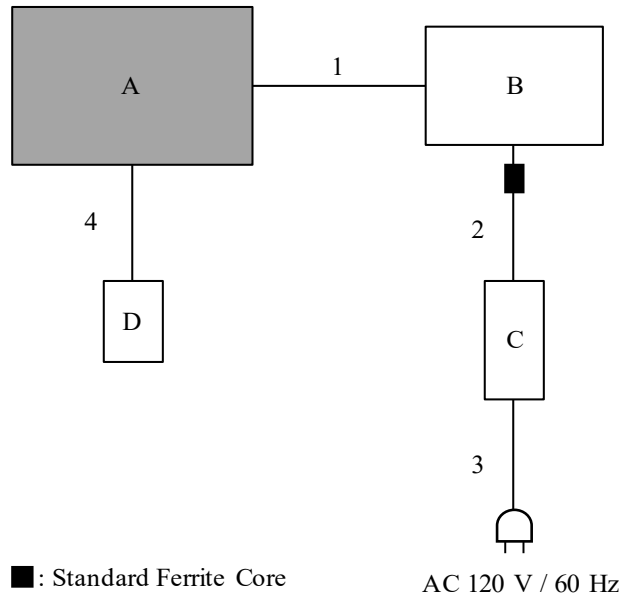
Ise EMC Lab.

4383-326 Asama-cho, Ise-shi, Mie-ken 516-0021 JAPAN

Telephone : +81 596 24 8999

Facsimile : +81 596 24 8124

Test Configuration and peripherals



* Cabling and setup(s) were taken into consideration and test data was taken under worse case conditions.

Description of EUT and Support equipment

No.	Item	Model number	Serial number	Manufacturer	Remark
A	Wireless Controller	CFI-ZCT1W	0056 for CE, RE* 0055 for AT*	Sony Interactive Entertainments Inc.	EUT
B	Laptop PC	X230	R9-W6R36	Lenovo	-
C	AC Adapter	45N0121	11S45N0121Z1ZHXU2CB96T	Lenovo	-
D	IN-EAR HEAD SET	-	-	Sony Interactive Entertainment. Inc.	For CE, RE* only

List of cables used

No.	Name	Length (m)	Shield		Remark
			Cable	Connector	
1	USB Cable	2.0	Shielded	Shielded	-
2	DC Cable	1.8	Unshielded	Unshielded	-
3	AC Cable	1.0	Unshielded	Unshielded	-
4	Headset Cable	1.2	Unshielded	Unshielded	For CE, RE* only

*CE: Conducted Emission test, RE: Radiated Spurious Emission test, AT: Antenna Terminal Conducted Tests

End of Report

UL Japan, Inc.

Ise EMC Lab.

4383-326 Asama-cho, Ise-shi, Mie-ken 516-0021 JAPAN

Telephone : +81 596 24 8999

Facsimile : +81 596 24 8124