

APPENDIX 3: Photographs of test setup

Conducted Emission




Photo 1



Photo 2

UL Japan, Inc.

Ise EMC Lab.

4383-326 Asama-cho, Ise-shi, Mie-ken 516-0021 JAPAN

Telephone : +81 596 24 8999

Facsimile : +81 596 24 8124

Radiated Spurious Emission




Photo 1



Photo 2

UL Japan, Inc.

Ise EMC Lab.

4383-326 Asama-cho, Ise-shi, Mie-ken 516-0021 JAPAN

Telephone : +81 596 24 8999

Facsimile : +81 596 24 8124

Worst Case Position
Below 1GHz (Horizontal: X-axis/ Vertical: X-axis)
Above 1GHz (Horizontal: Y-axis/ Vertical: Z-axis)

X-axis



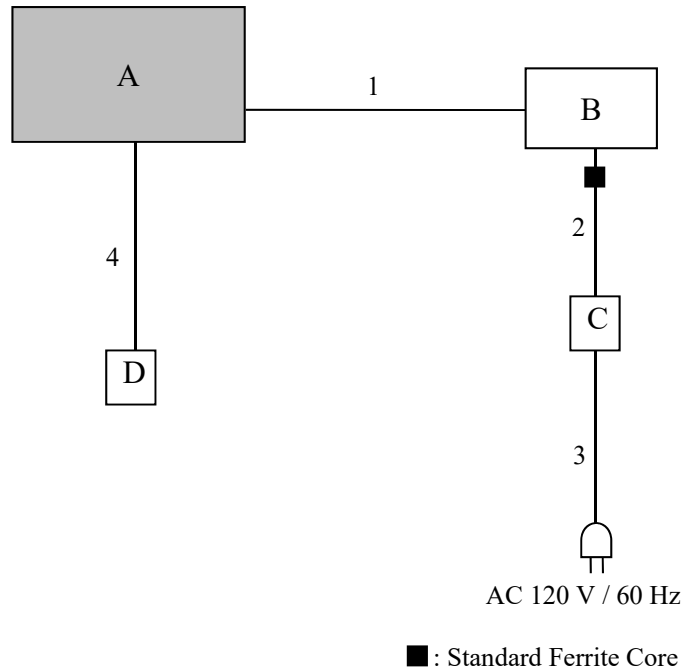
Y-axis



Z-axis



Test Configuration and peripherals



* Cabling and setup(s) were taken into consideration and test data was taken under worse case conditions.

Description of EUT and Support equipment

| No. | Item | Model number | Serial number | Manufacturer | Remark |
|-----|---------------------|--------------|-------------------------------|--------------------------------------|--------|
| A | Wireless Controller | CFI-ZCT1W | 47 for CE*, RE* 46 for AT* | Sony Interactive Entertainments Inc. | EUT |
| B | Laptop PC | X230 | R9-X86LK | Lenovo | - |
| C | AC Adapter | 92P1156 | 11S92P1156Z1ZDXN88CUJM | Lenovo | - |
| D | IN-EAR HEAD SET | - | - | Sony Interactive Entertainments Inc. | - |

List of cables used

| No. | Name | Length (m) | Shield | | Remark |
|-----|---------------|------------|------------|------------|--------|
| | | | Cable | Connector | |
| 1 | USB Cable | 1.5 | Shielded | Shielded | - |
| 2 | DC Cable | 1.8 | Unshielded | Unshielded | - |
| 3 | AC Cable | 0.8 | Unshielded | Unshielded | - |
| 4 | Headset Cable | 1.2 | Unshielded | Unshielded | - |

*CE: Conducted Emission test, RE: Radiated Spurious Emission test, AT: Antenna Terminal Conducted Tests

End of Report

UL Japan, Inc.

Ise EMC Lab.

4383-326 Asama-cho, Ise-shi, Mie-ken 516-0021 JAPAN

Telephone : +81 596 24 8999

Facsimile : +81 596 24 8124