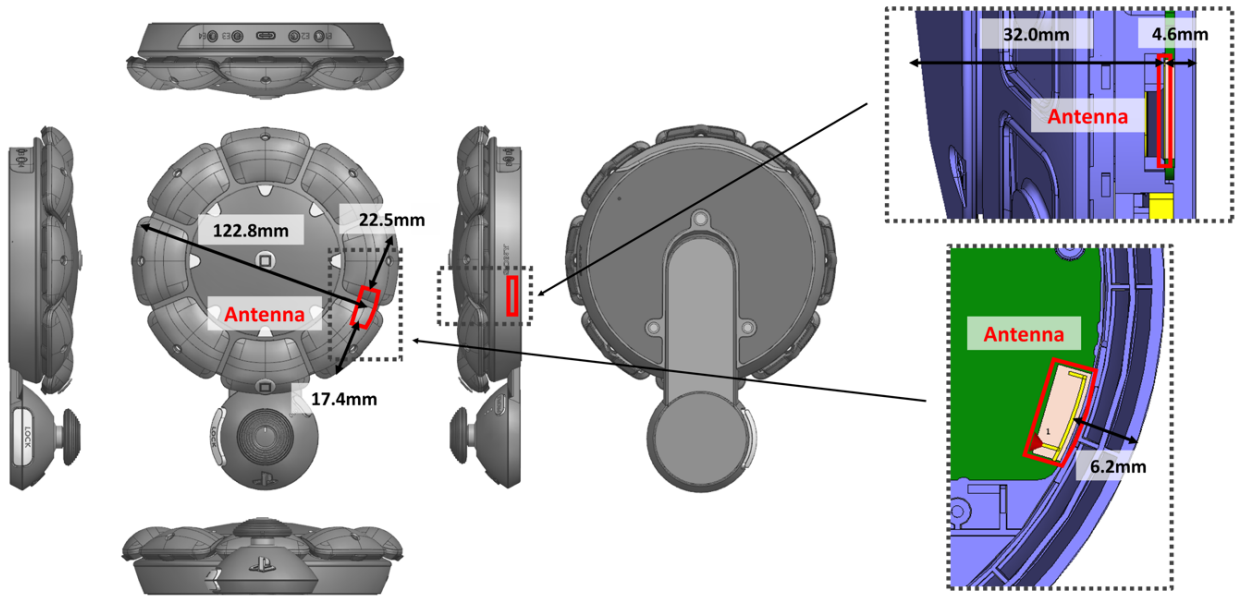


APPENDIX 4: Photographs of test setup

Antenna position











Photographs of EUT

Photo 1: EUT of rear view	Photo 2: EUT of front view
	
Photo 3: EUT extended	Photo 4: EUT retracted (tested)
	
Photo 5: EUT with button	Photo 6: EUT without button (tested)
	

The red circle is an about location of the antenna.

Photographs of setup

Photo 7: Front	Photo 8: Front
	
Photo 9: Rear	Photo 10: Rear
	
Photo 11: Side1	Photo 12: Side1
	
Photo 13: Side2	Photo 14: Side2
	

End of Report