



6. Photographs of test setup


The following photographs show the arrangement of the worst case.

6.1. AC Power-line Conducted Emissions Photo(s)




6.2. Unwanted Emissions Photo(s)


Front



Rear



Below 30 MHz



30 - 1000 MHz



Above 1 GHz

