



6. Photographs of test setup


The following photographs show the arrangement of the worst-case.

6.1. AC Power-line Conducted Emissions Photo(s)



6.2. Radiated Spurious Emissions Photo(s)


Front




Rear



9 kHz to 30 MHz



30 MHz to 1000 MHz



1 GHz to 26.5 GHz

