



APPENDIX 3: Photographs of test setup

Radiated Spurious Emission

Front



Rear (below 1 GHz)



Rear (above 1 GHz)




Pre-check of Worst Case Position

Module
X-axis



Antenna
X-axis



Y-axis




Y-axis



Z-axis



Z-axis



End of Report