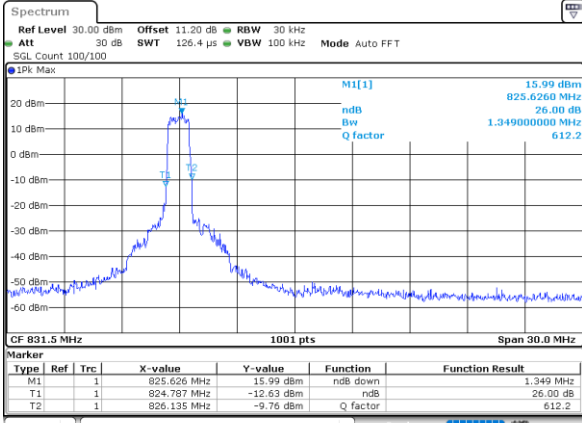




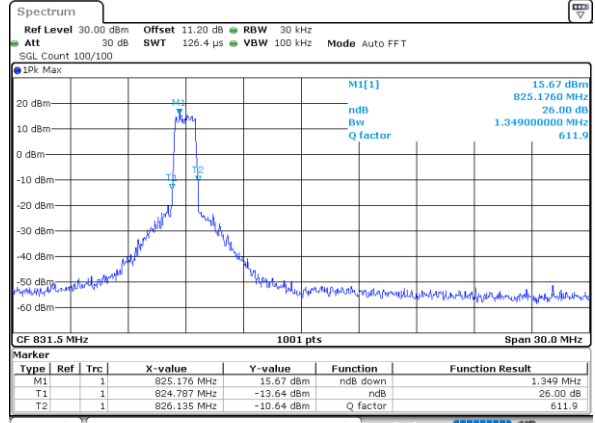
LTE Band 26

Lowest Channel / 15MHz / QPSK



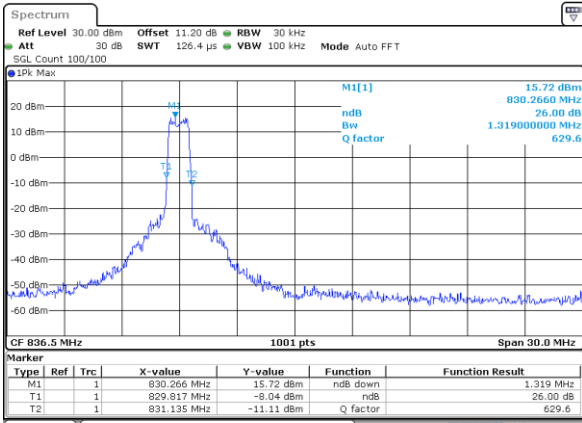
Date: 8.OCT.2020 16:31:03

Lowest Channel / 15MHz / 16QAM



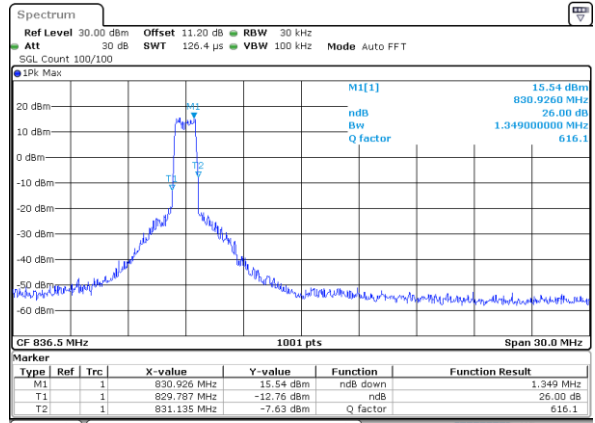
Date: 8.OCT.2020 16:30:45

Middle Channel / 15MHz / QPSK



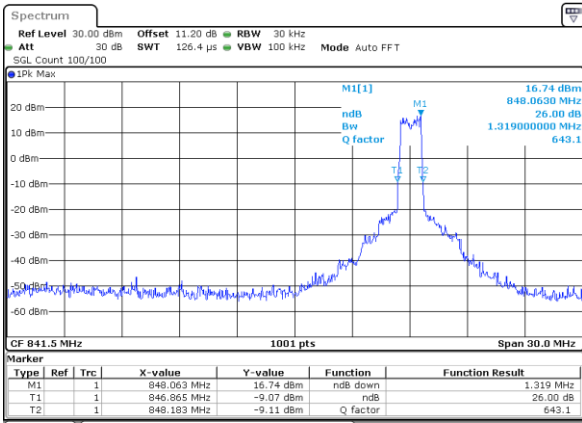
Date: 8.OCT.2020 16:27:38

Middle Channel / 15MHz / 16QAM



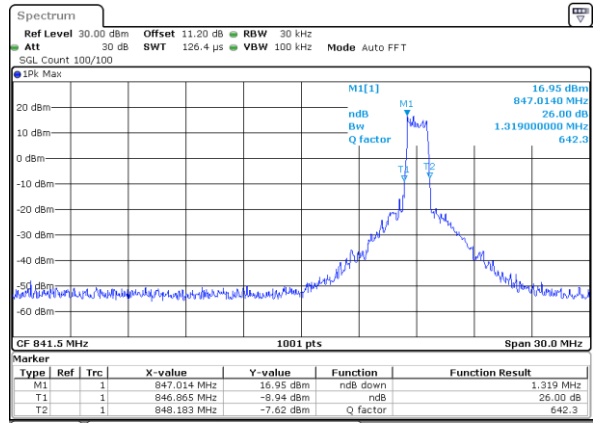
Date: 8.OCT.2020 16:28:04

Highest Channel / 15MHz / QPSK



Date: 8.OCT.2020 16:32:50

Highest Channel / 15M



Date: 8.OCT.2020 16:32:35



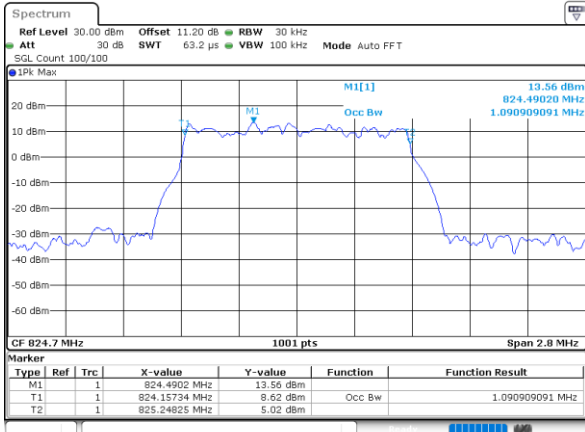
Occupied Bandwidth

Mode	LTE Band 26 : 99%OBW(MHz)											
	1.4MHz		3MHz		5MHz		10MHz		15MHz		20MHz	
BW	QPSK	16QAM	QPSK	16QAM	QPSK	16QAM	QPSK	16QAM	QPSK	16QAM	QPSK	16QAM
Lowest CH	1.09	1.09	1.09	1.09	1.09	1.11	1.12	1.12	1.14	1.11	-	-
Middle CH	1.11	1.10	1.10	1.09	1.12	1.11	1.12	1.12	1.14	1.08	-	-
Highest CH	1.10	1.10	1.10	1.11	1.11	1.10	1.12	1.10	1.11	1.11	-	-



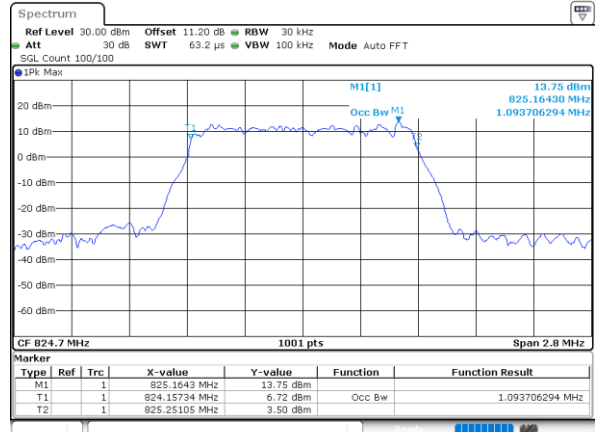
LTE Band 26

Lowest Channel / 1.4MHz / QPSK



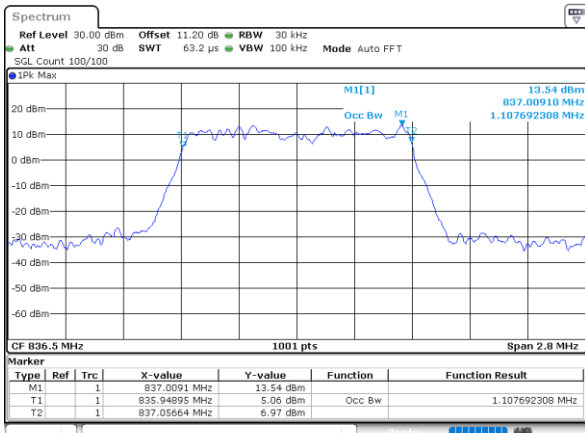
Date: 11.JUL.2020 11:07:15

Lowest Channel / 1.4MHz / 16QAM



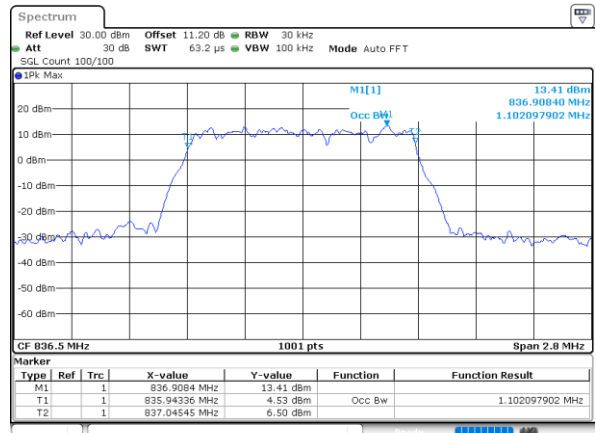
Date: 11.JUL.2020 10:57:17

Middle Channel / 1.4MHz / QPSK



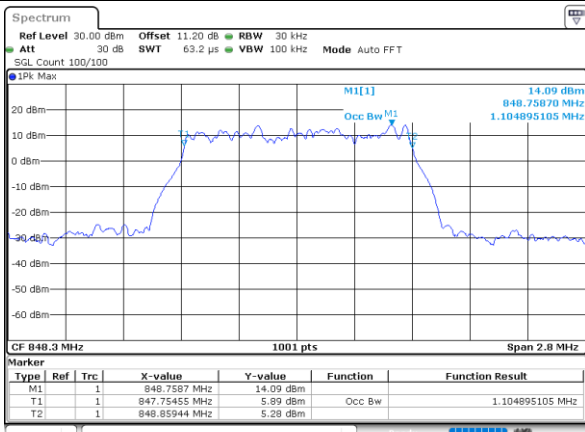
Date: 11.JUL.2020 10:52:09

Middle Channel / 1.4MHz / 16QAM



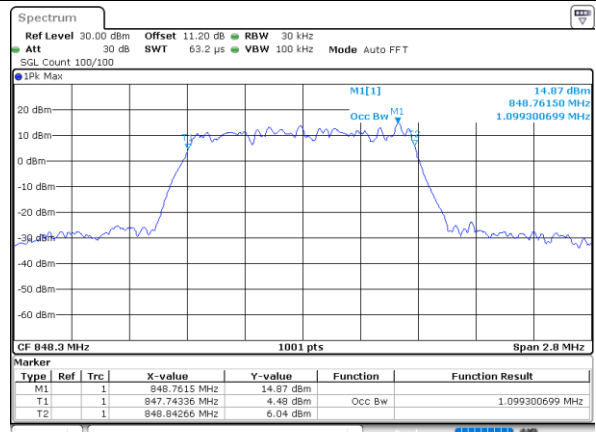
Date: 11.JUL.2020 10:54:42

Highest Channel / 1.4MHz / QPSK



Date: 11.JUL.2020 11:07:37

Highest Channel / 1.4MHz / 16QAM

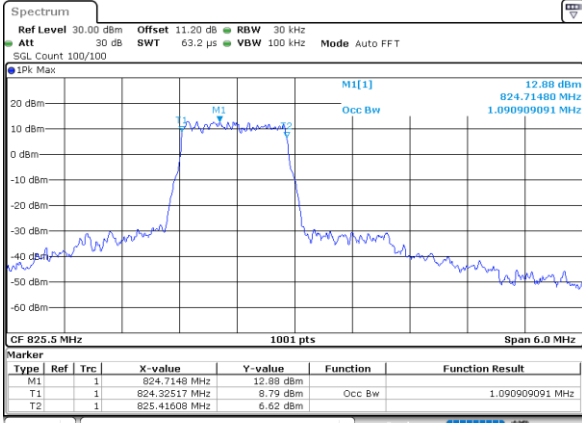


Date: 11.JUL.2020 11:15:39



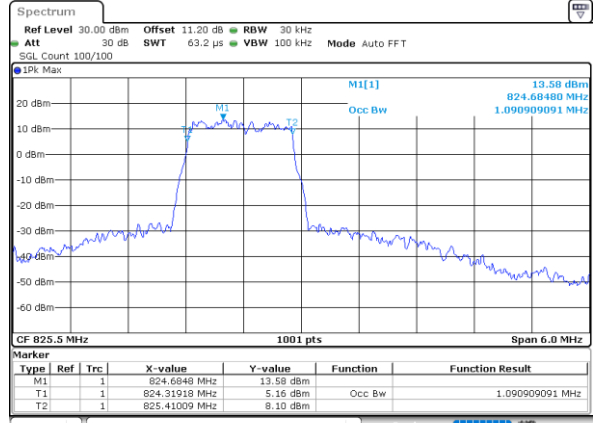
LTE Band 26

Lowest Channel / 3MHz / QPSK



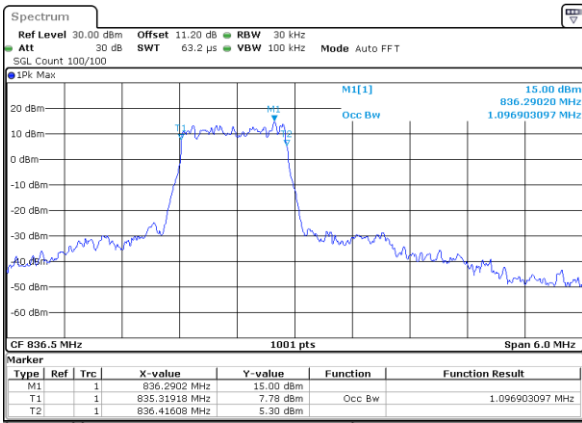
Date: 8.OCT.2020 17:21:36

Lowest Channel / 3MHz / 16QAM



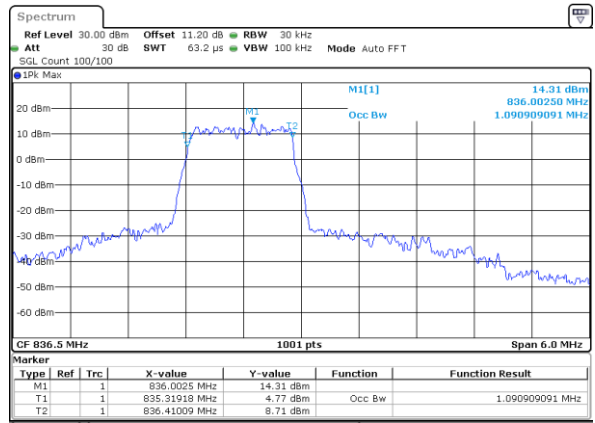
Date: 8.OCT.2020 17:21:52

Middle Channel / 3MHz / QPSK



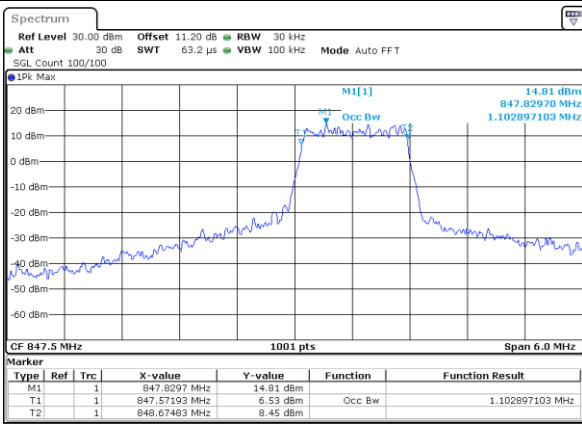
Date: 8.OCT.2020 16:06:43

Middle Channel / 3MHz / 16QAM



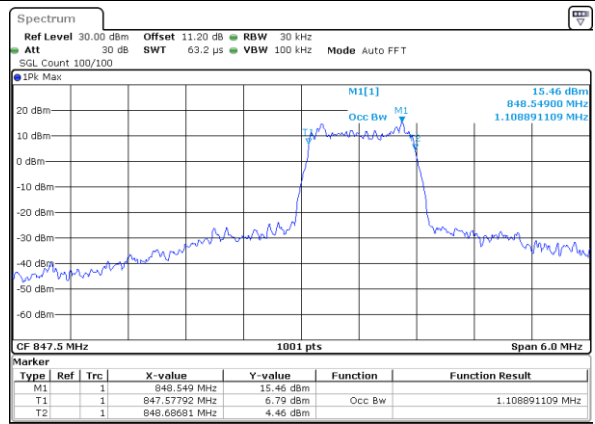
Date: 8.OCT.2020 16:07:04

Highest Channel / 3MHz / QPSK



Date: 8.OCT.2020 17:25:15

Highest Channel / 3MHz / 16QAM

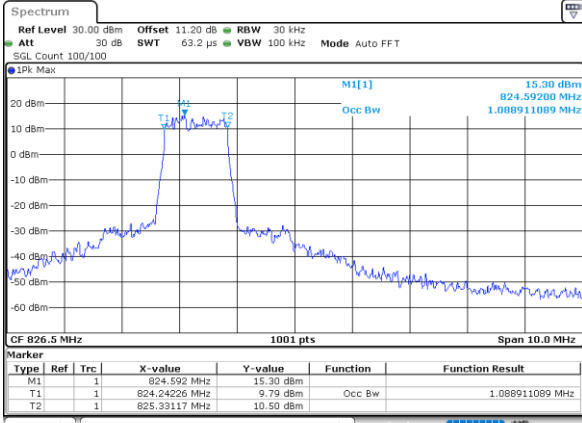


Date: 8.OCT.2020 17:24:49



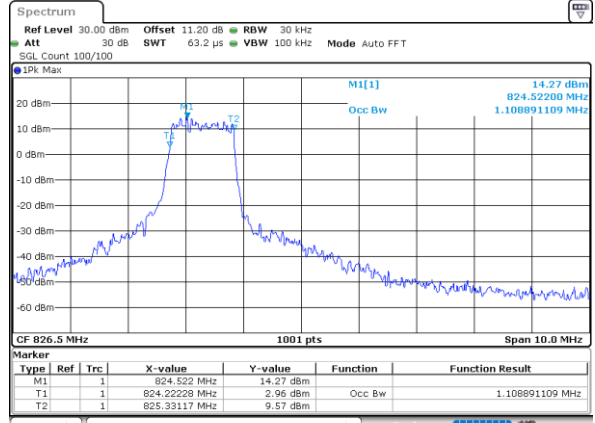
LTE Band 26

Lowest Channel / 5MHz / QPSK



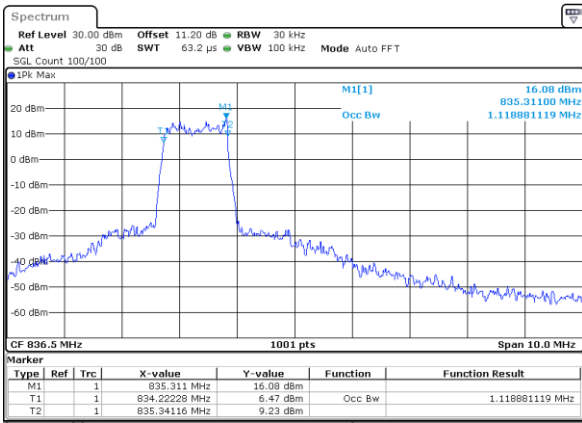
Date: 8.OCT.2020 16:15:16

Lowest Channel / 5MHz / 16QAM



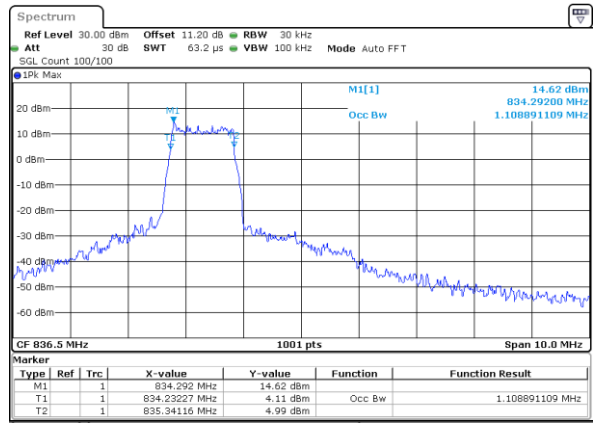
Date: 8.OCT.2020 16:15:00

Middle Channel / 5MHz / QPSK



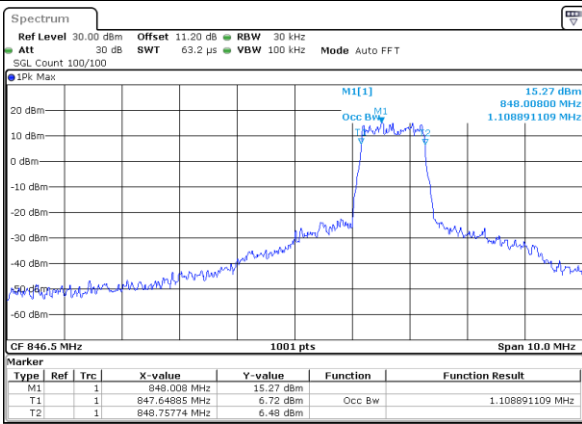
Date: 8.OCT.2020 16:14:25

Middle Channel / 5MHz / 16QAM



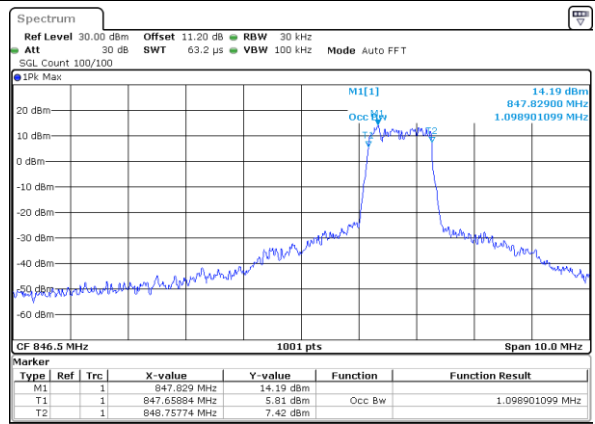
Date: 8.OCT.2020 16:14:39

Highest Channel / 5MHz / QPSK



Date: 8.OCT.2020 16:15:40

Highest Channel / 5MHz / 16QAM

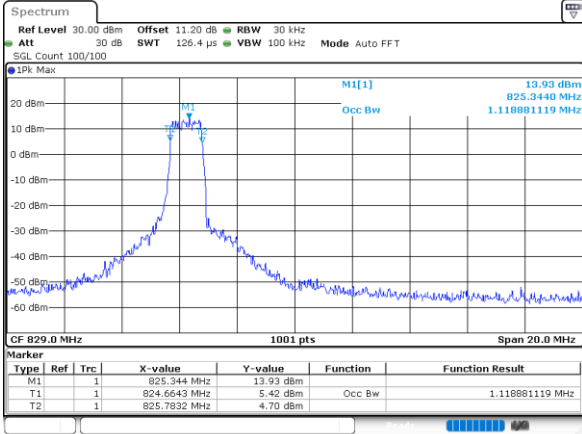


Date: 8.OCT.2020 16:15:59



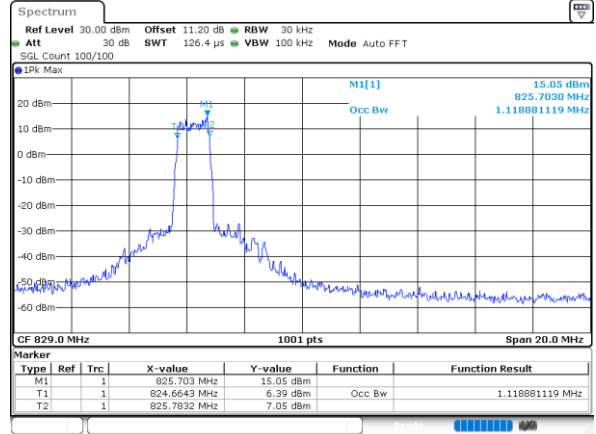
LTE Band 26

Lowest Channel / 10MHz / QPSK



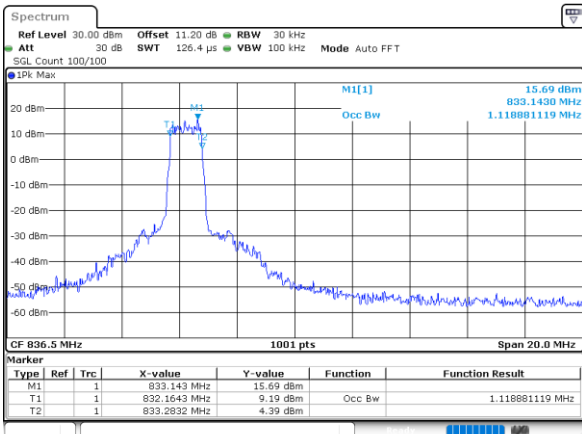
Date: 8.OCT.2020 16:18:45

Lowest Channel / 10MHz / 16QAM



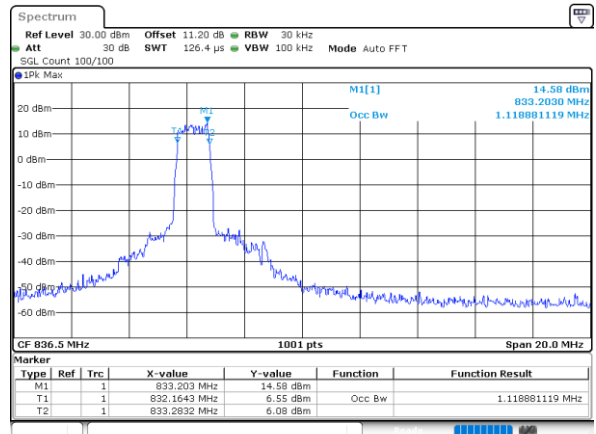
Date: 8.OCT.2020 16:21:57

Middle Channel / 10MHz / QPSK



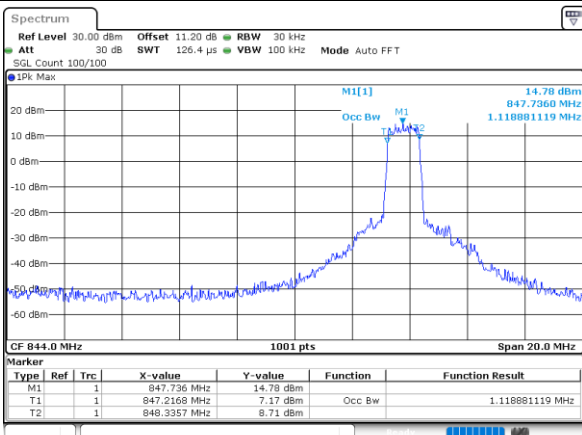
Date: 8.OCT.2020 16:18:00

Middle Channel / 10MHz / 16QAM



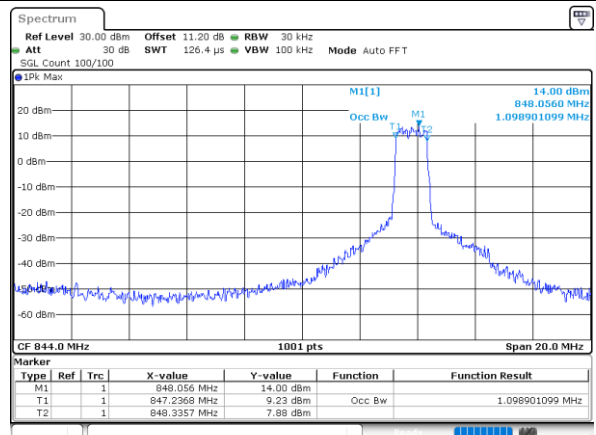
Date: 8.OCT.2020 16:17:45

Highest Channel / 10MHz / QPSK



Date: 8.OCT.2020 16:21:07

Highest Channel / 10MHz / 16QAM

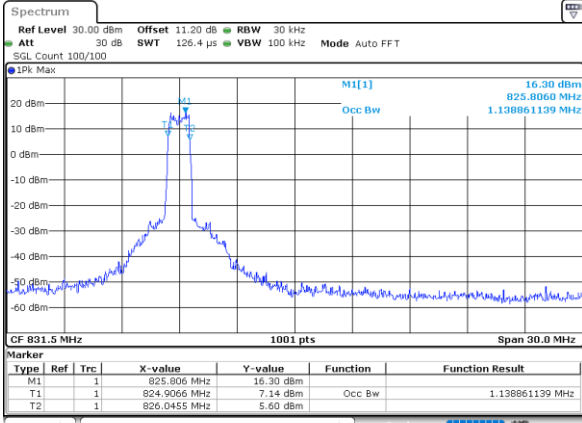


Date: 8.OCT.2020 16:20:37



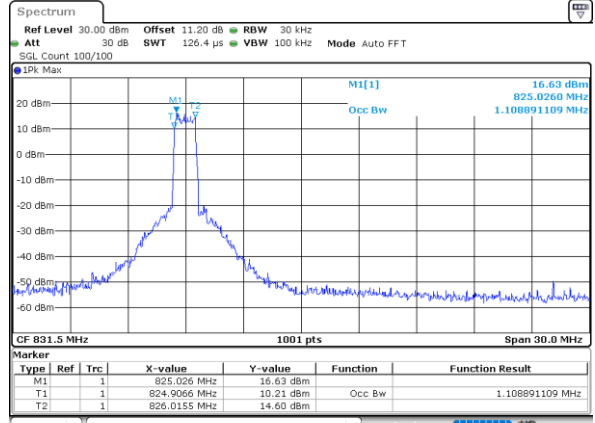
LTE Band 26

Lowest Channel / 15MHz / QPSK



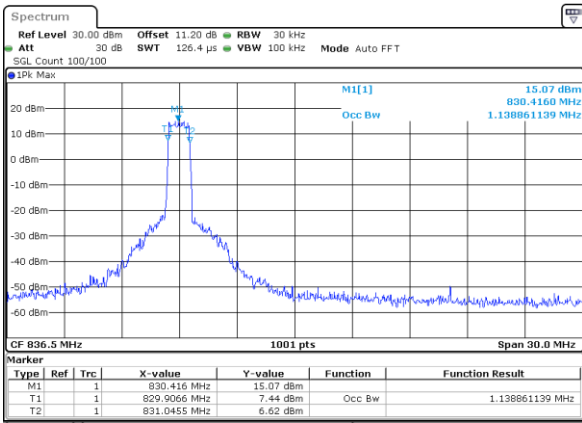
Date: 8.OCT.2020 16:30:58

Lowest Channel / 15MHz / 16QAM



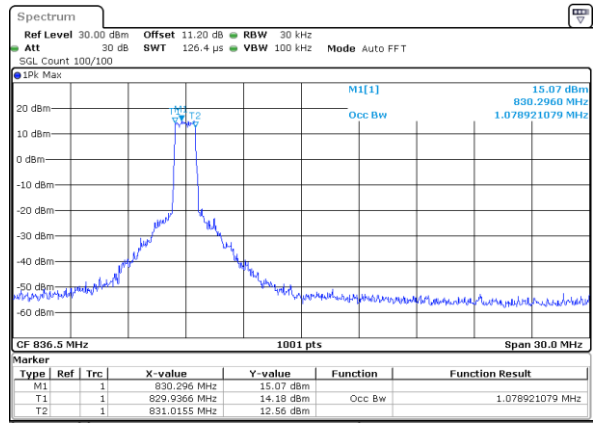
Date: 8.OCT.2020 16:30:40

Middle Channel / 15MHz / QPSK



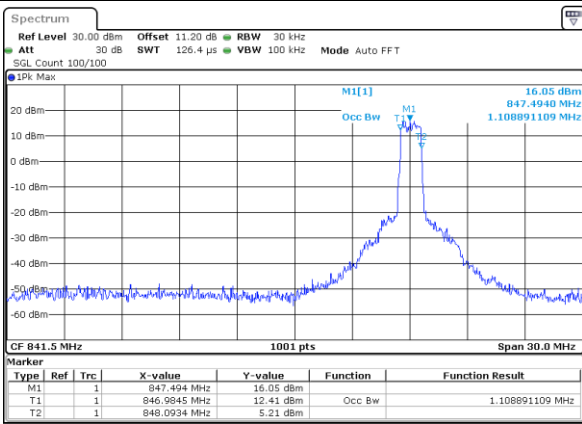
Date: 8.OCT.2020 16:27:31

Middle Channel / 15MHz / 16QAM



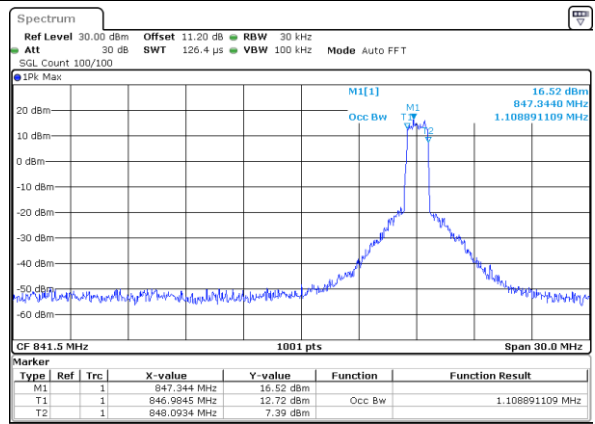
Date: 8.OCT.2020 16:27:59

Highest Channel / 15MHz / QPSK



Date: 8.OCT.2020 16:32:45

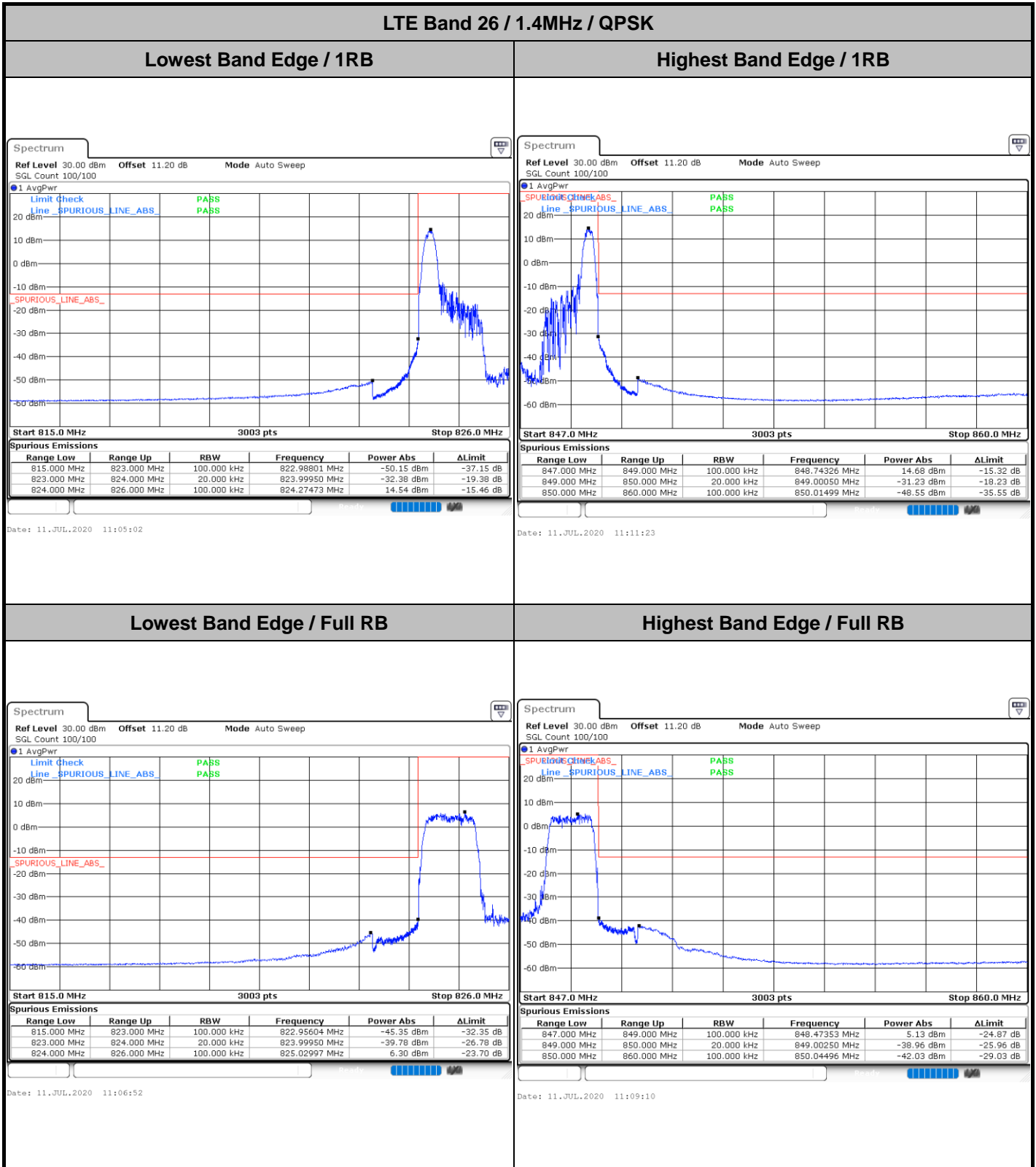
Highest Channel / 15MHz / 16QAM



Date: 8.OCT.2020 16:32:29



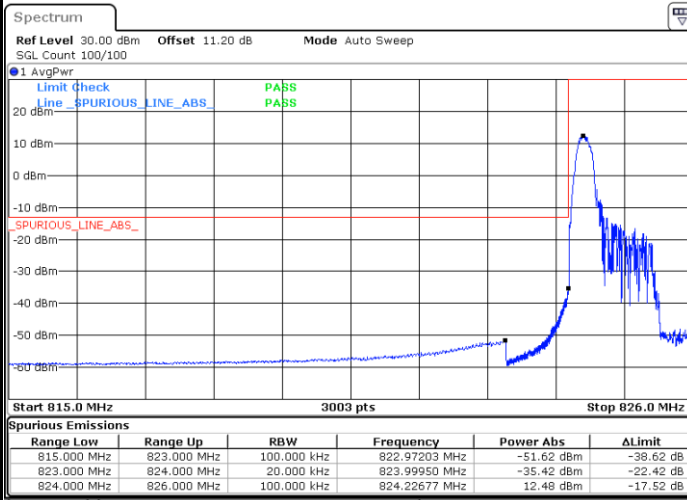
Conducted Band Edge





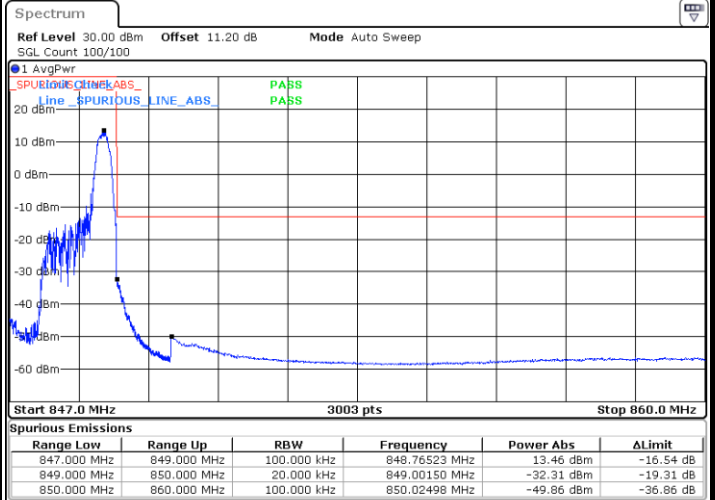
LTE Band 26 / 1.4MHz / 16QAM

Lowest Band Edge / 1 RB



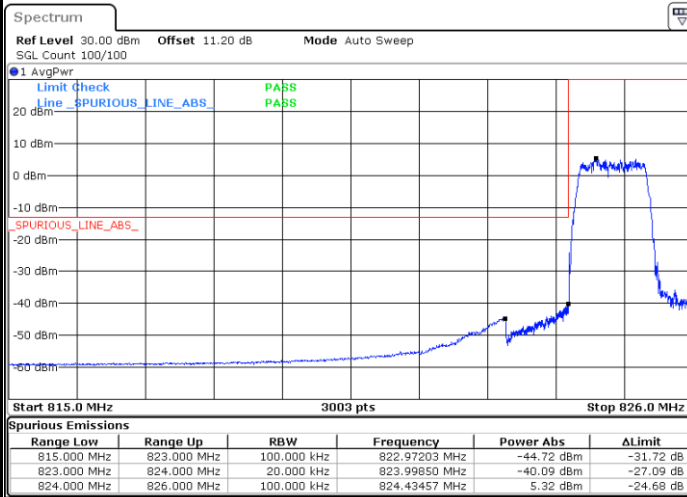
Date: 11.JUL.2020 11:01:33

Highest Band Edge / 1 RB



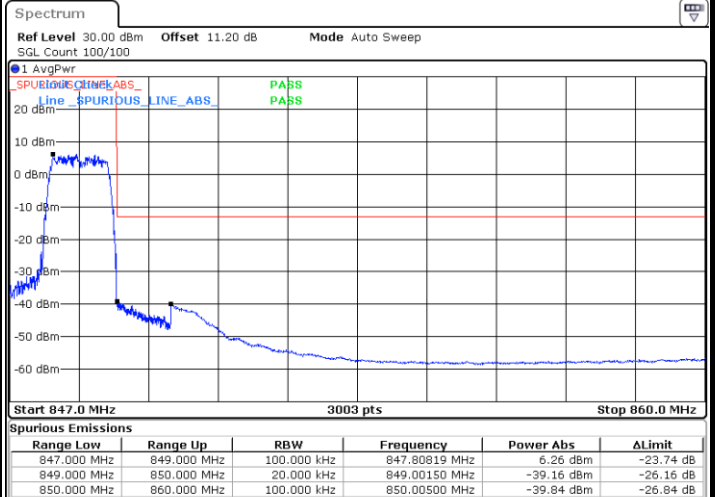
Date: 11.JUL.2020 11:15:21

Lowest Band Edge / Full RB



Date: 11.JUL.2020 10:59:49

Highest Band Edge / Full RB



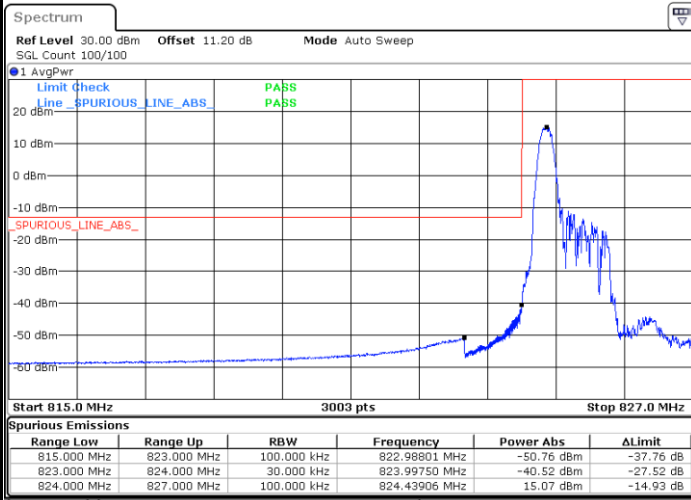
Date: 11.JUL.2020 11:17:13



LTE Band 26 / 3MHz / QPSK

Lowest Band Edge / 1RB

Highest Band Edge / 1 RB

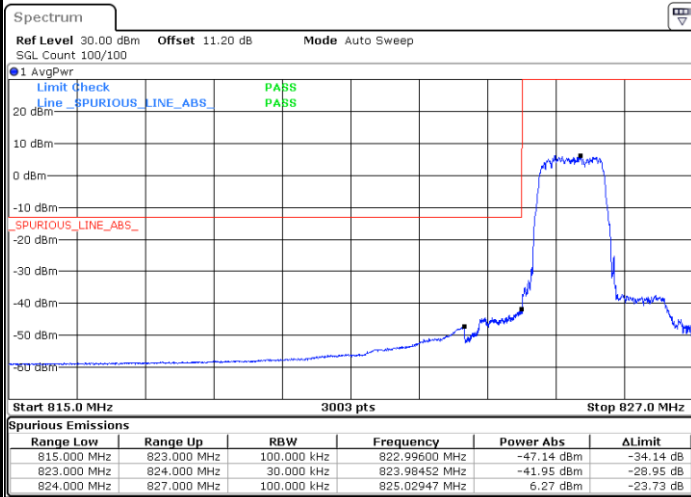


Date: 11.JUL.2020 11:23:17

Date: 11.JUL.2020 11:35:40

Lowest Band Edge / Full RB

Highest Band Edge / Full RB



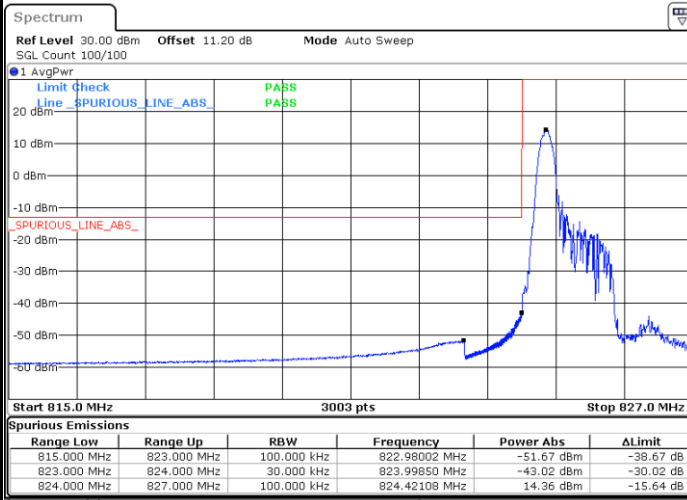
Date: 11.JUL.2020 11:22:07

Date: 11.JUL.2020 11:37:50



LTE Band 26 / 3MHz / 16QAM

Lowest Band Edge / 1 RB



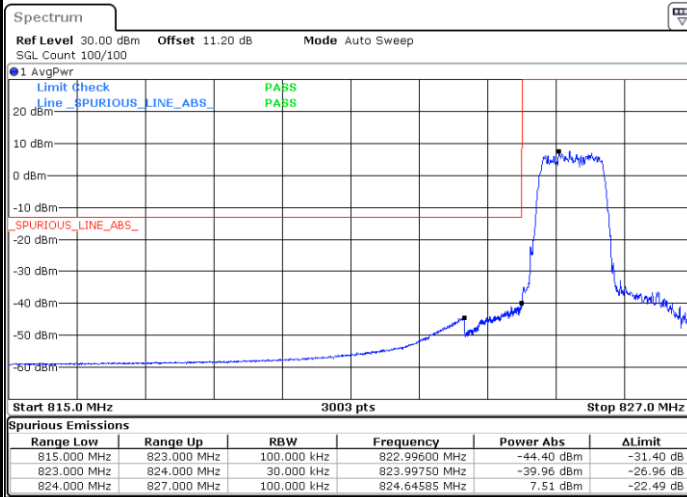
Date: 11.JUL.2020 11:25:57

Highest Band Edge / 1 RB



Date: 11.JUL.2020 11:31:02

Lowest Band Edge / Full RB



Date: 11.JUL.2020 11:27:04

Highest Band Edge / Full RB



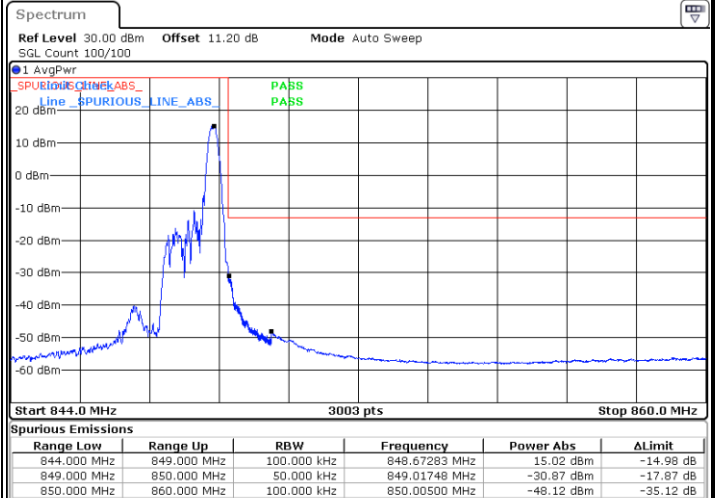
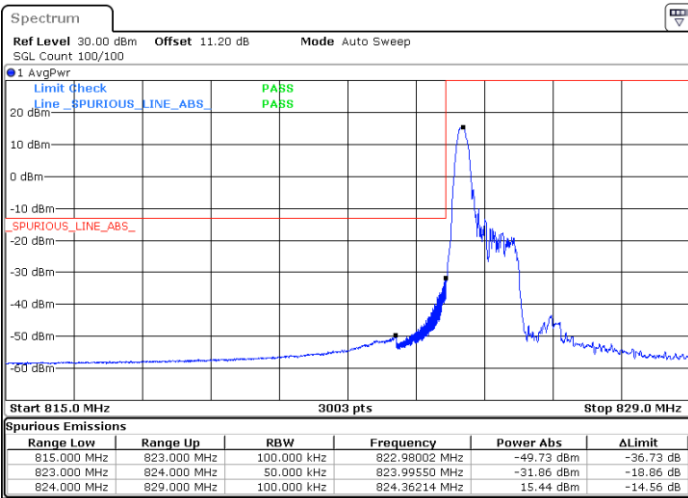
Date: 11.JUL.2020 11:29:03



LTE Band 26 / 5MHz / QPSK

Lowest Band Edge / 1 RB

Highest Band Edge / 1 RB

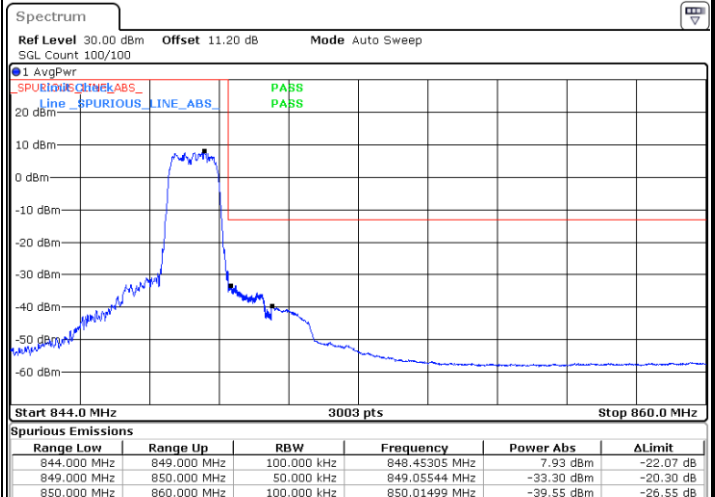
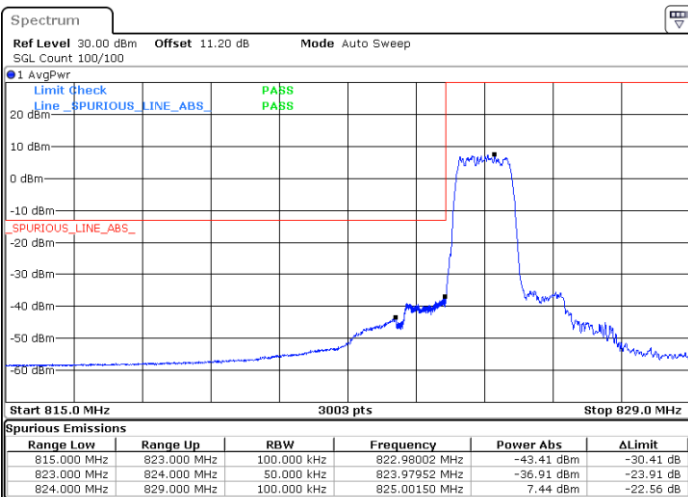


Date: 9.JUL.2020 16:22:51

Date: 9.JUL.2020 16:19:54

Lowest Band Edge / Full RB

Highest Band Edge / Full RB



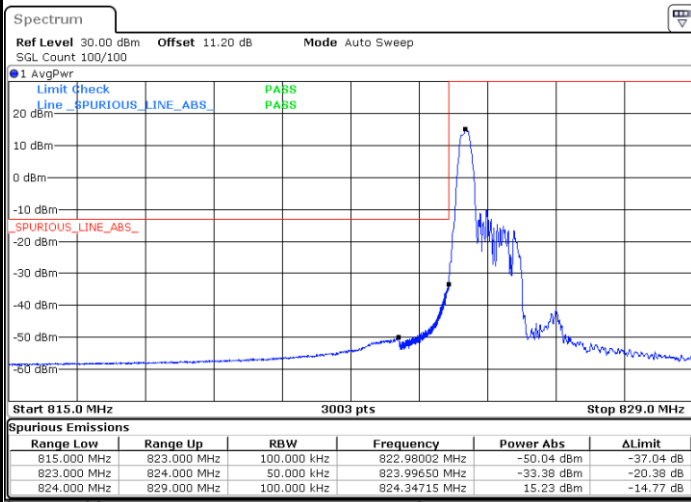
Date: 9.JUL.2020 16:08:50

Date: 9.JUL.2020 16:18:52



LTE Band 26 / 5MHz / 16QAM

Lowest Band Edge / 1RB



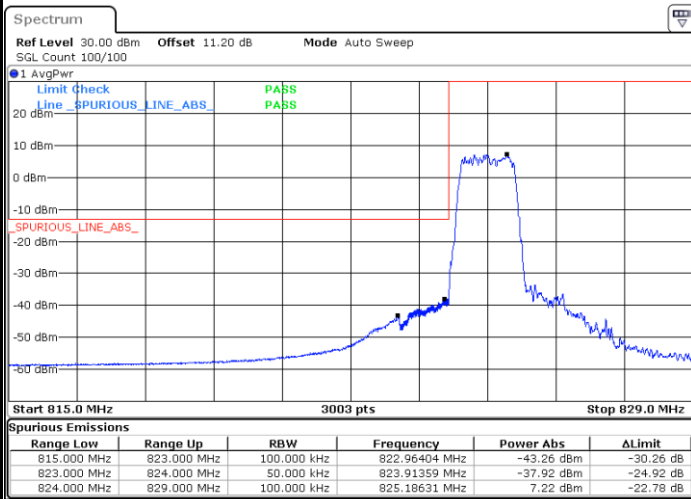
Date: 9.JUL.2020 16:22:04

Highest Band Edge / 1 RB



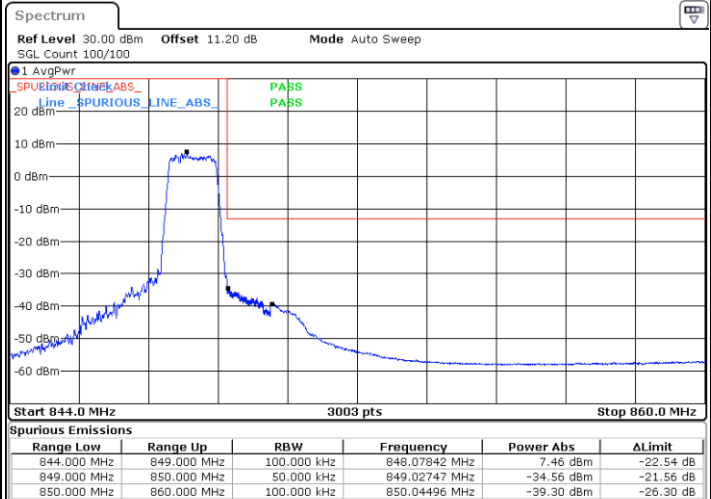
Date: 9.JUL.2020 16:20:50

Lowest Band Edge / Full RB



Date: 9.JUL.2020 16:10:26

Highest Band Edge / Full RB

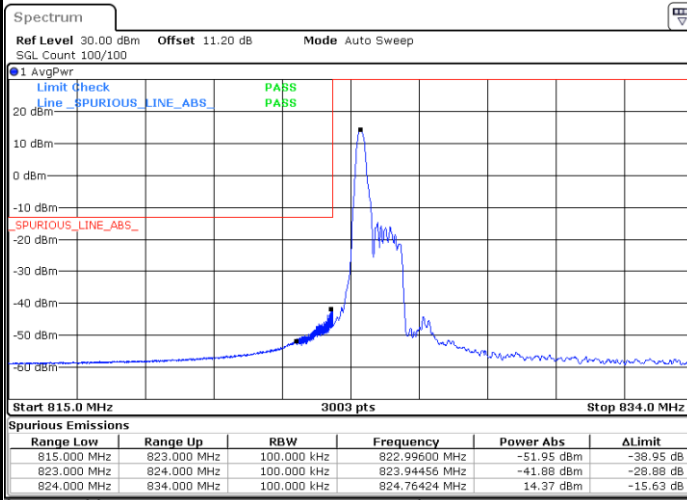


Date: 9.JUL.2020 16:17:40



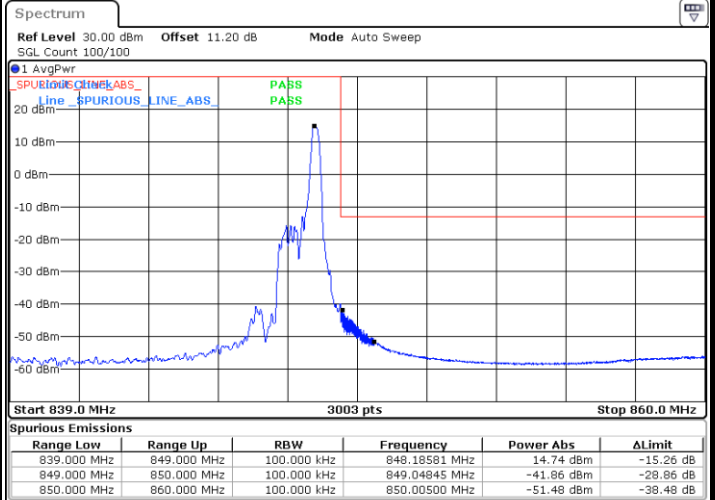
LTE Band 26 / 10MHz / QPSK

Lowest Band Edge / 1 RB



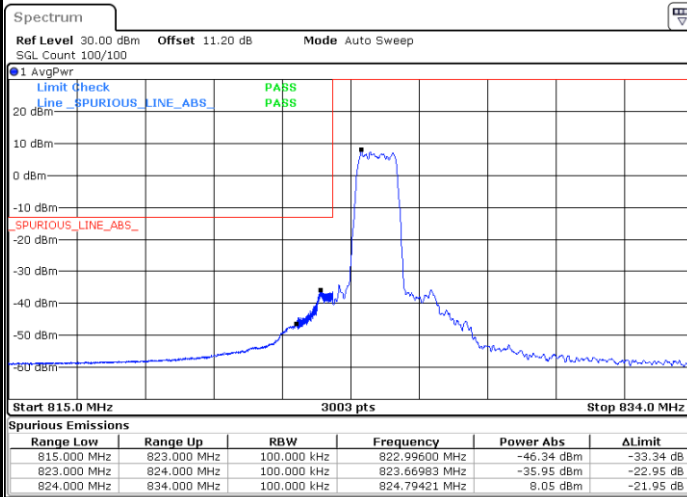
Date: 11.JUL.2020 11:47:05

Highest Band Edge / 1 RB



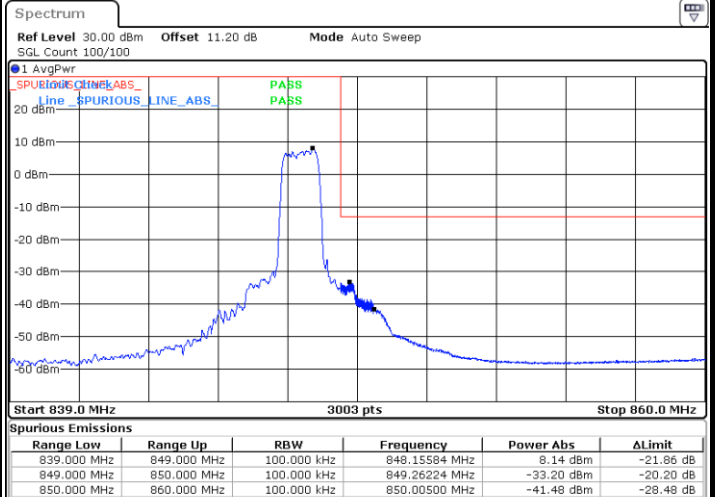
Date: 11.JUL.2020 11:51:43

Lowest Band Edge / Full RB



Date: 11.JUL.2020 11:47:59

Highest Band Edge / Full RB

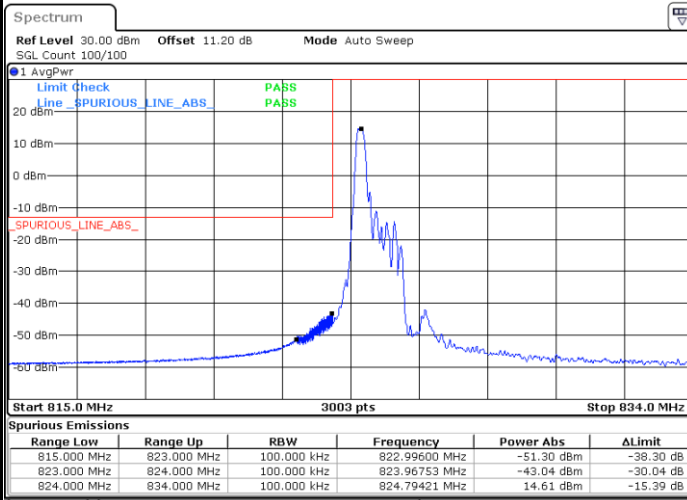


Date: 11.JUL.2020 11:51:55



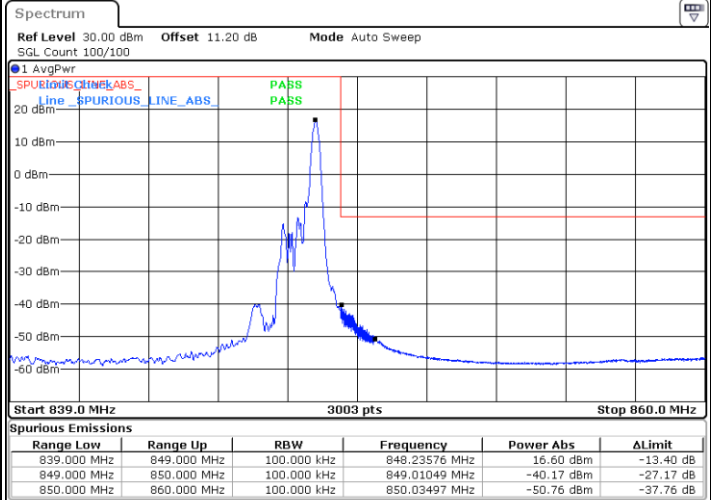
LTE Band 26 / 10MHz / 16QAM

Lowest Band Edge / 1 RB



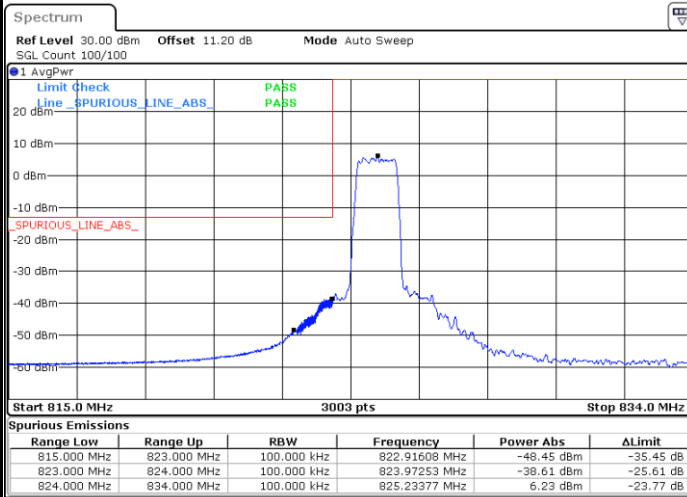
Date: 11.JUL.2020 11:43:07

Highest Band Edge / 1 RB



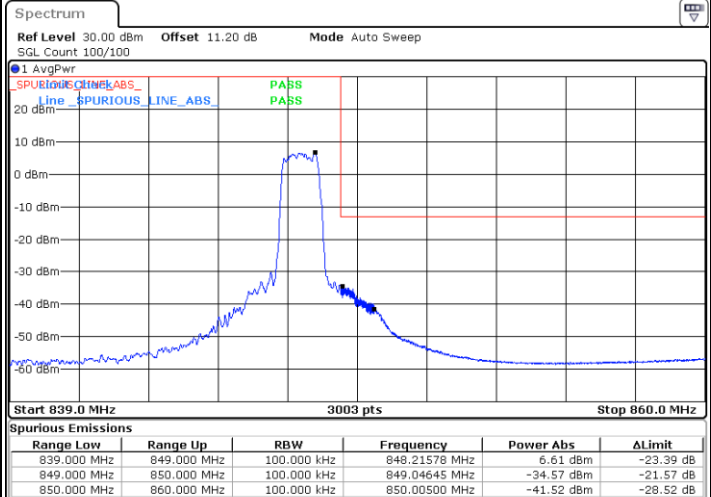
Date: 11.JUL.2020 11:55:02

Lowest Band Edge / Full RB



Date: 11.JUL.2020 11:42:07

Highest Band Edge / Full RB

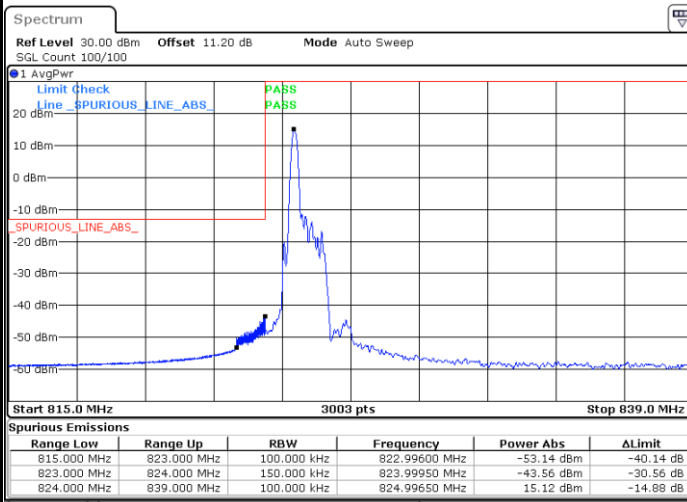


Date: 11.JUL.2020 11:56:01



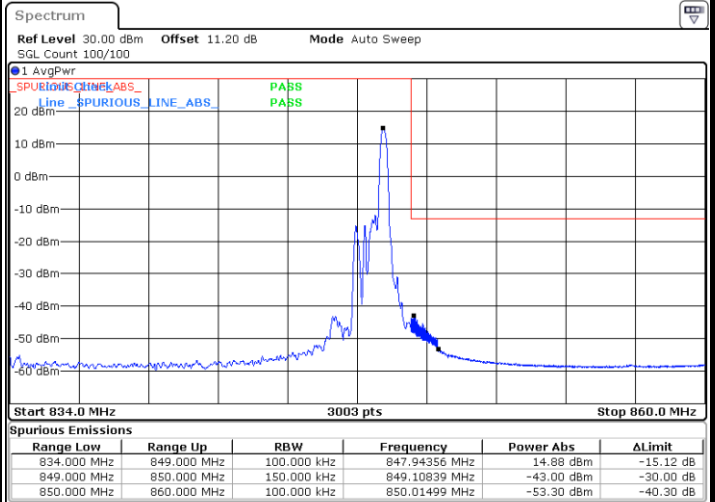
LTE Band 26 / 15MHz / QPSK

Lowest Band Edge / 1 RB



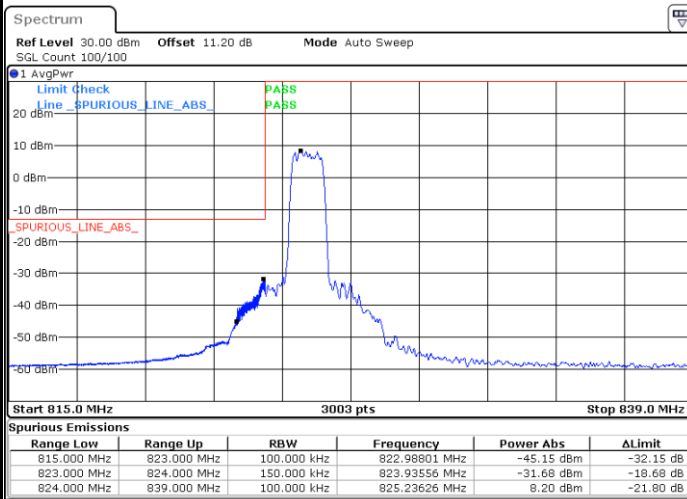
Date: 11.JUL.2020 12:03:55

Highest Band Edge / 1 RB



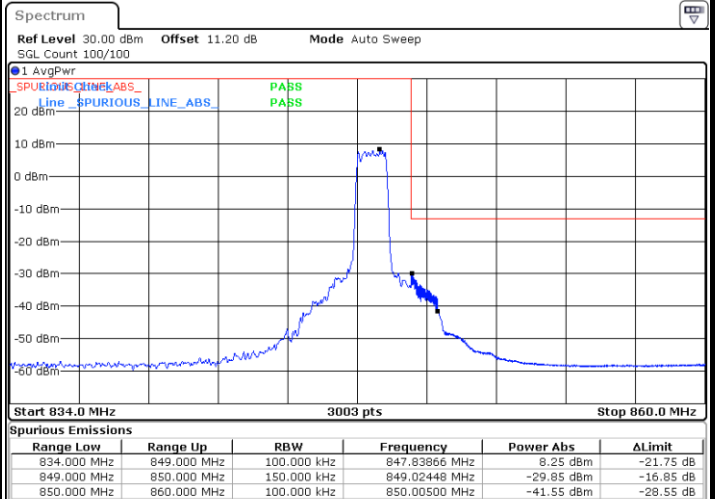
Date: 11.JUL.2020 12:11:46

Lowest Band Edge / Full RB



Date: 11.JUL.2020 12:03:16

Highest Band Edge / Full RB

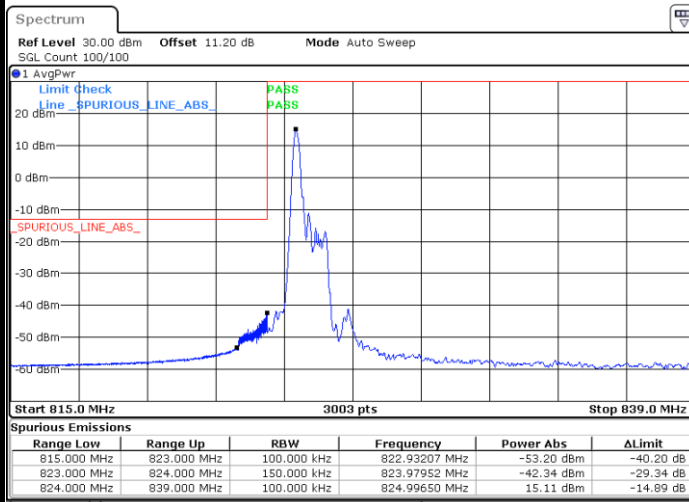


Date: 11.JUL.2020 12:10:59



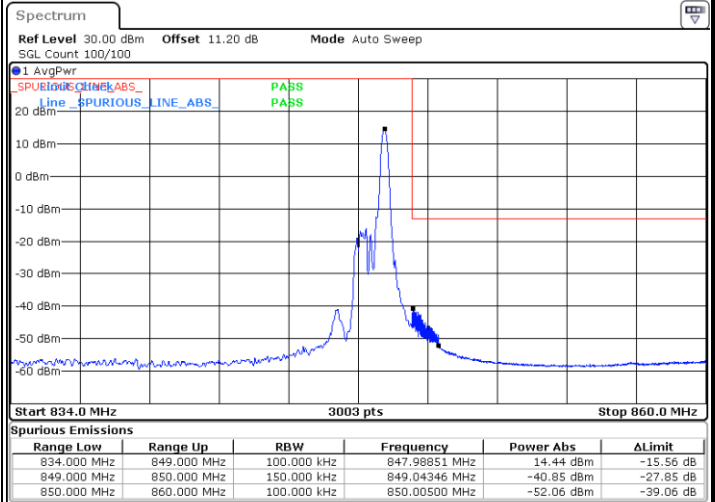
LTE Band 26 / 15MHz / 16QAM

Lowest Band Edge / 1 RB



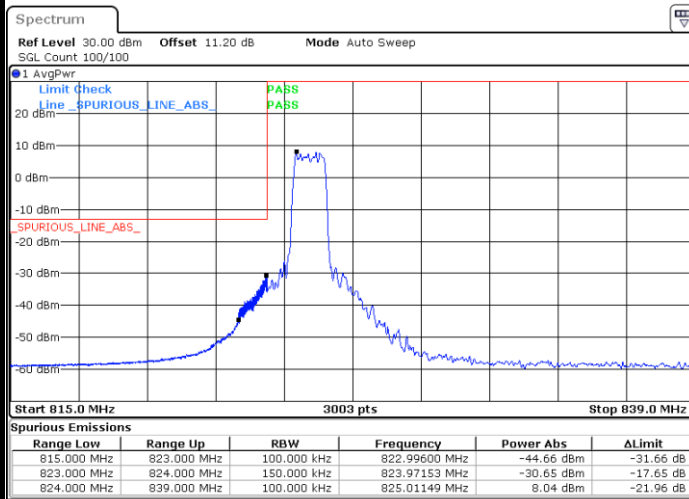
Date: 11.JUL.2020 12:01:36

Highest Band Edge / 1 RB



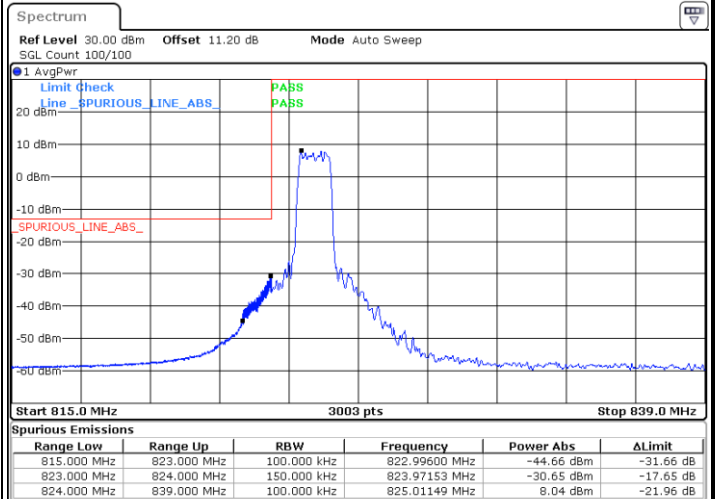
Date: 11.JUL.2020 12:15:06

Lowest Band Edge / Full RB



Date: 11.JUL.2020 11:59:53

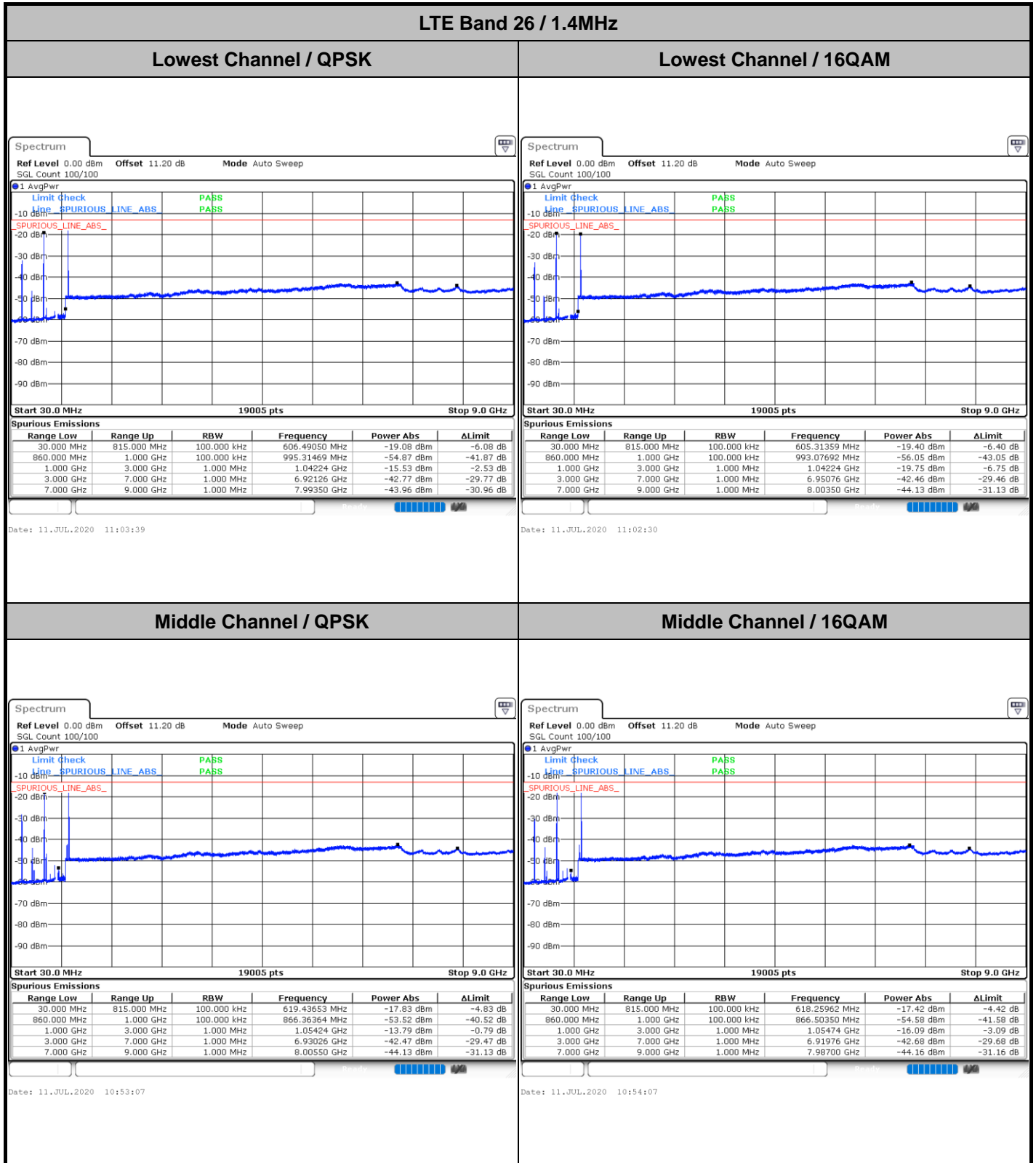
Highest Band Edge / Full RB



Date: 11.JUL.2020 11:59:53



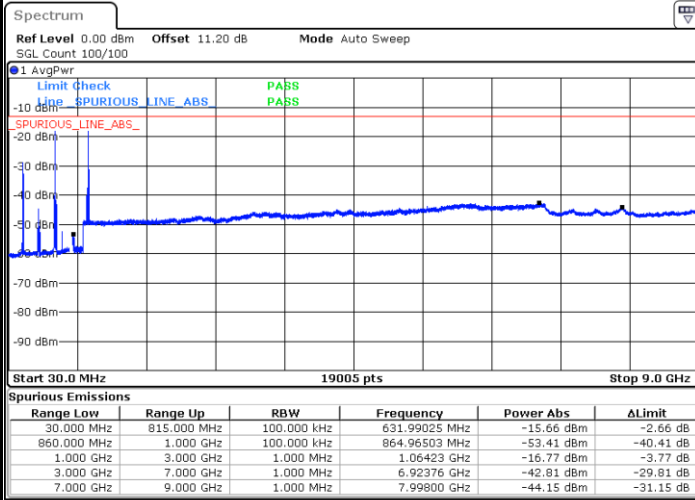
Conducted Spurious Emission





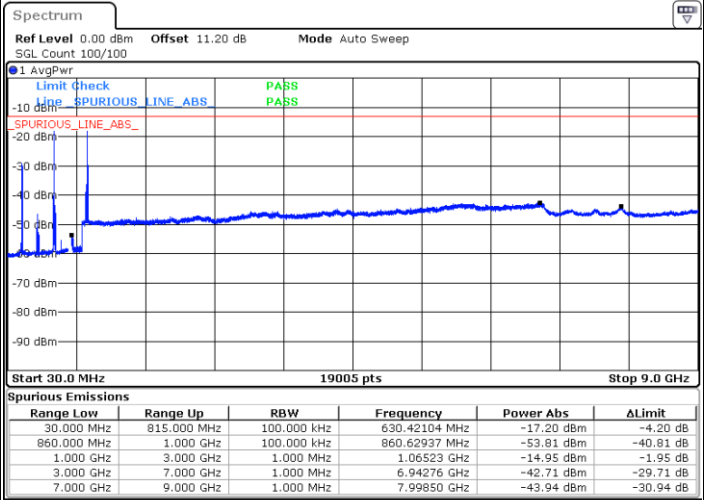
LTE Band 26 / 1.4MHz

Highest Channel / QPSK



Date: 11.JUL.2020 11:12:22

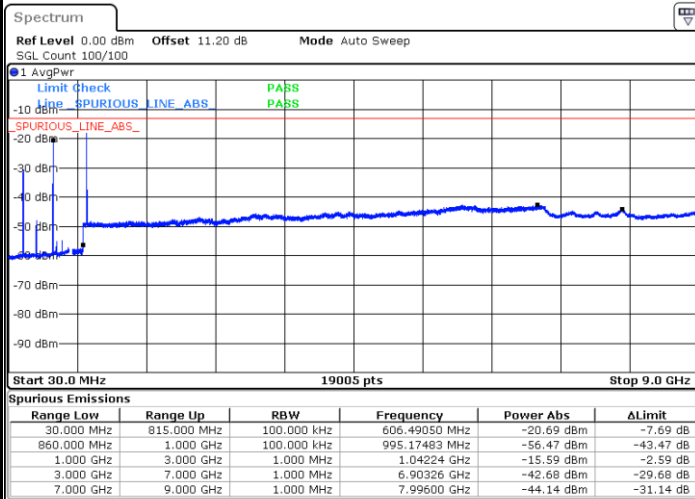
Highest Channel / 16QAM



Date: 11.JUL.2020 11:13:31

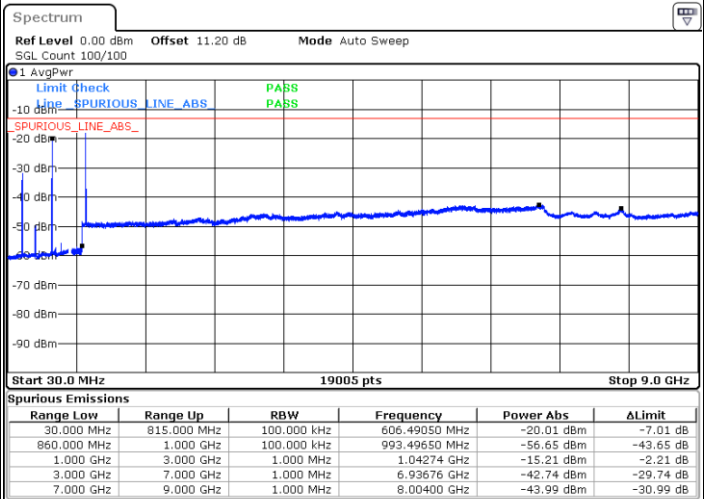
LTE Band 26 / 3MHz

Lowest Channel / QPSK



Date: 11.JUL.2020 11:23:58

Lowest Channel / 16QAM



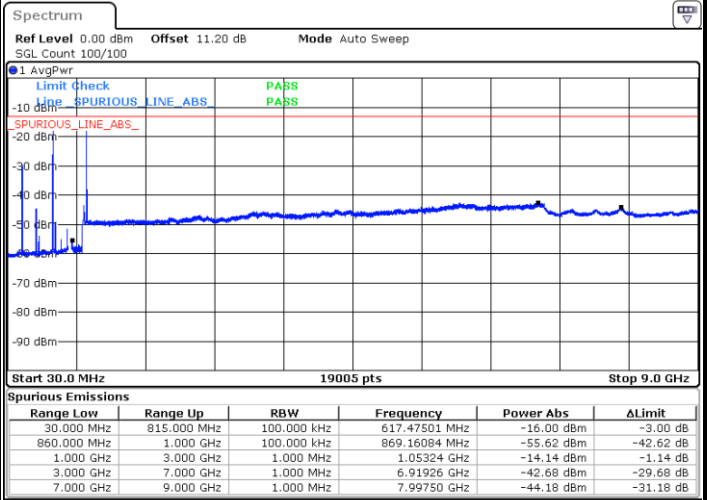
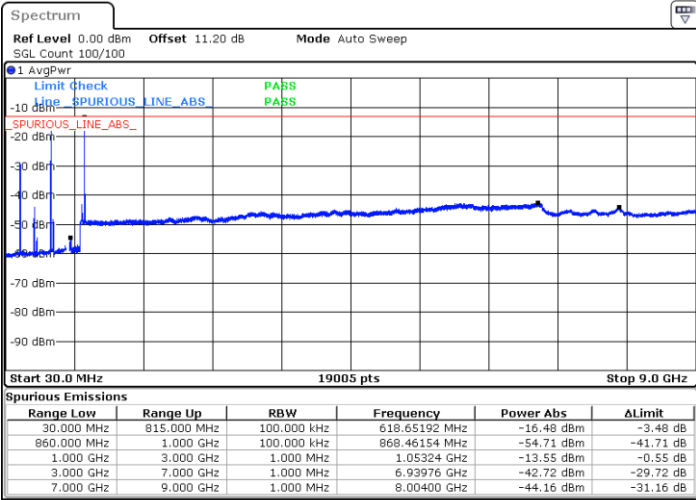
Date: 11.JUL.2020 11:25:06



LTE Band 26 / 3MHz

Middle Channel / QPSK

Middle Channel / 16QAM

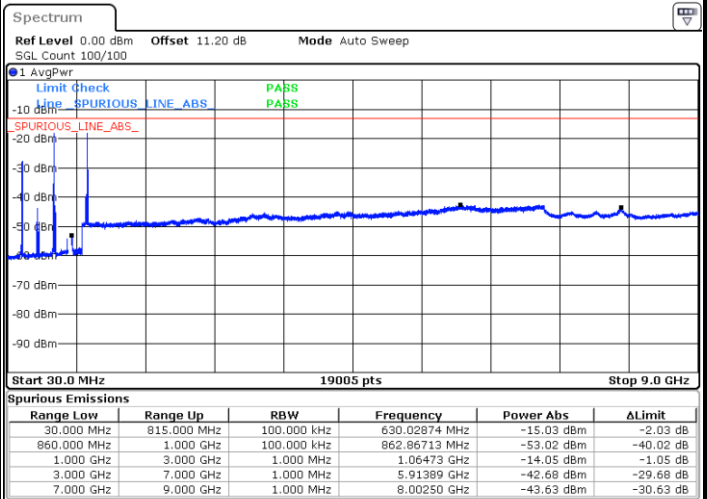
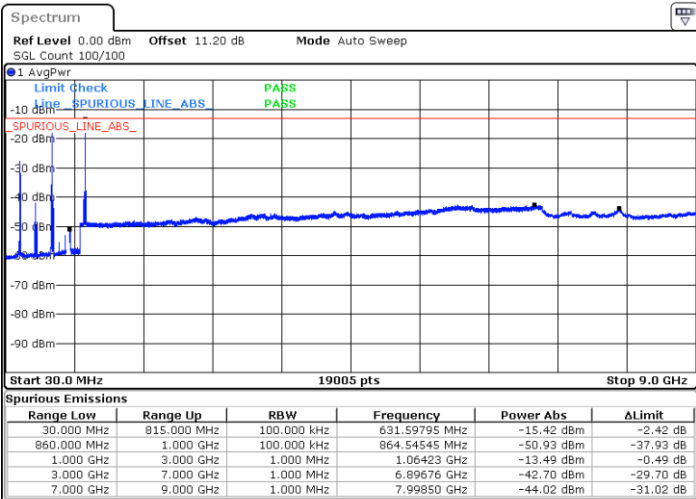


Date: 11.JUL.2020 11:20:20

Date: 11.JUL.2020 11:19:32

Highest Channel / QPSK

Highest Channel / 16QAM



Date: 11.JUL.2020 11:36:28

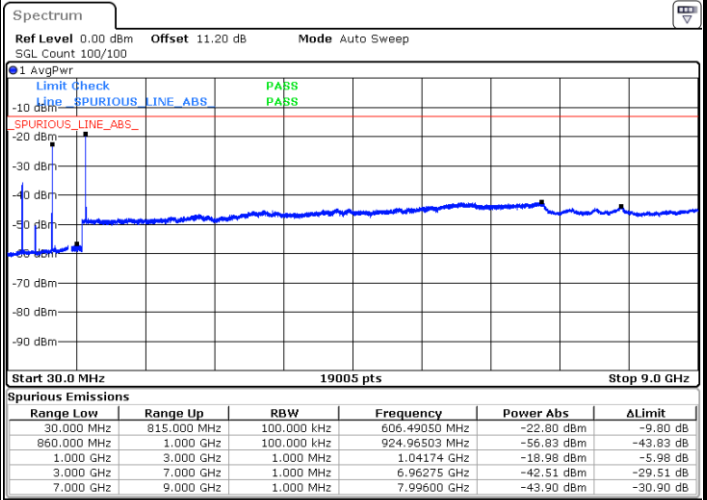
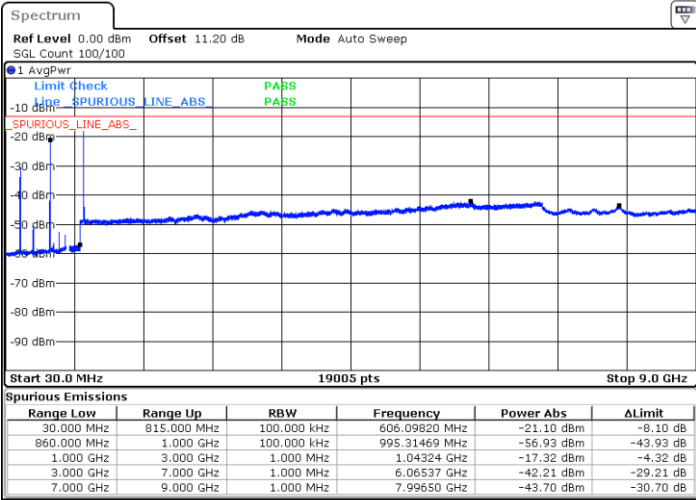
Date: 11.JUL.2020 11:29:53



LTE Band 26 / 5MHz

Lowest Channel / QPSK

Lowest Channel / 16QAM

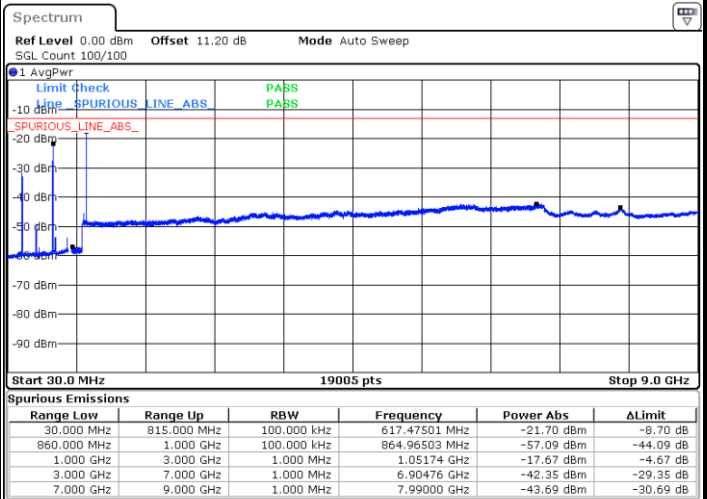
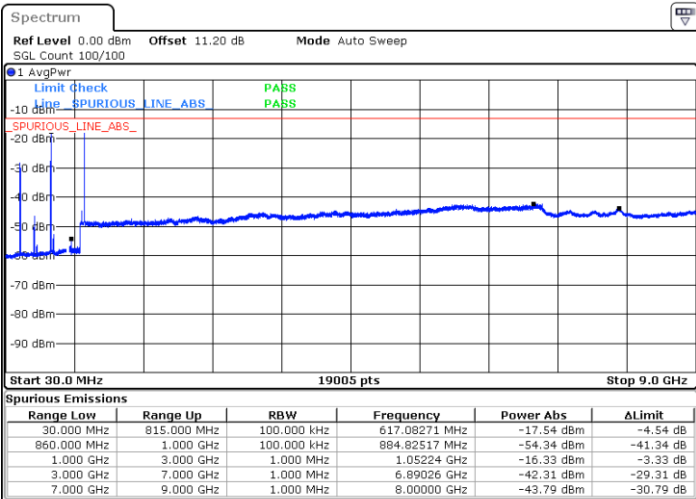


Date: 9.JUL.2020 16:26:26

Date: 9.JUL.2020 16:25:38

Middle Channel / QPSK

Middle Channel / 16QAM



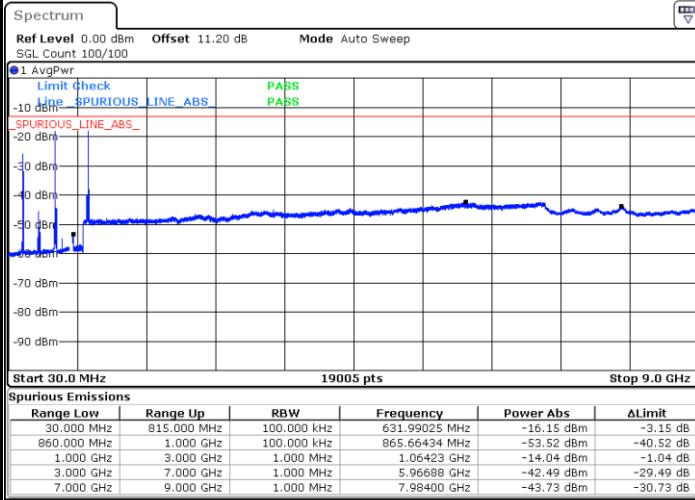
Date: 9.JUL.2020 16:34:26

Date: 9.JUL.2020 16:35:26



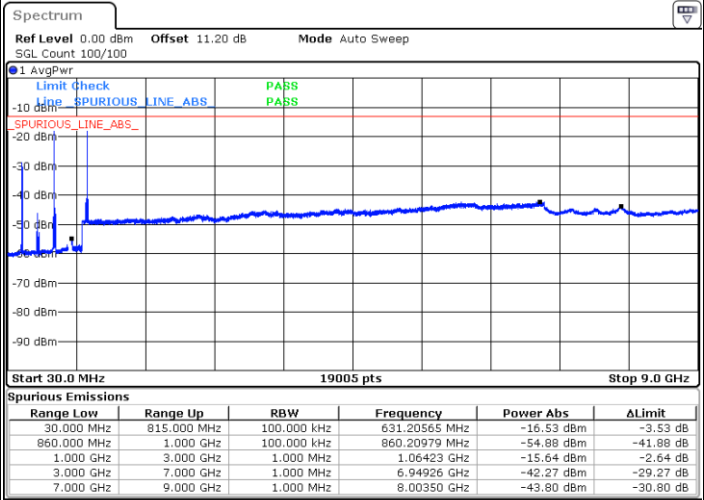
LTE Band 26 / 5MHz

Highest Channel / QPSK



Date: 9.JUL.2020 16:38:39

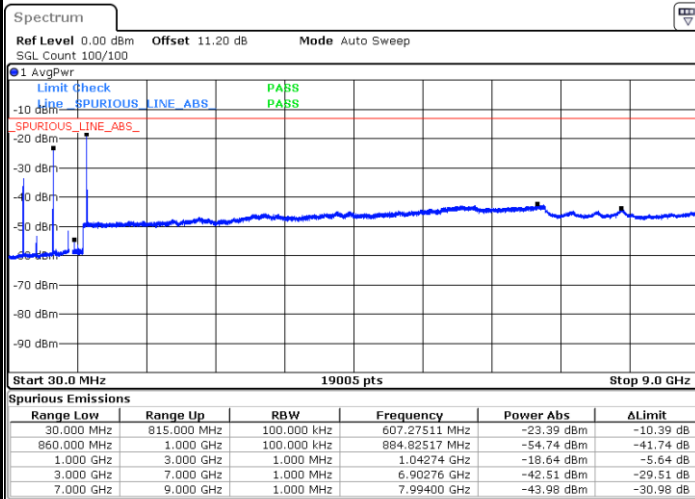
Highest Channel / 16QAM



Date: 9.JUL.2020 16:37:09

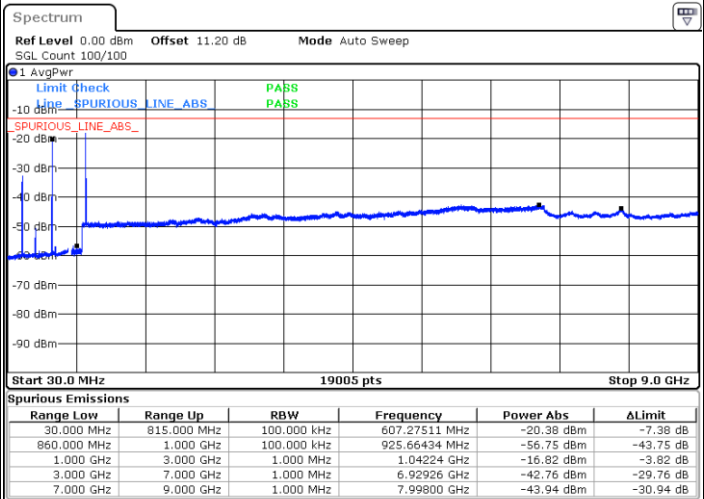
LTE Band 26 / 10MHz

Lowest Channel / QPSK



Date: 11.JUL.2020 11:45:47

Lowest Channel / 16QAM



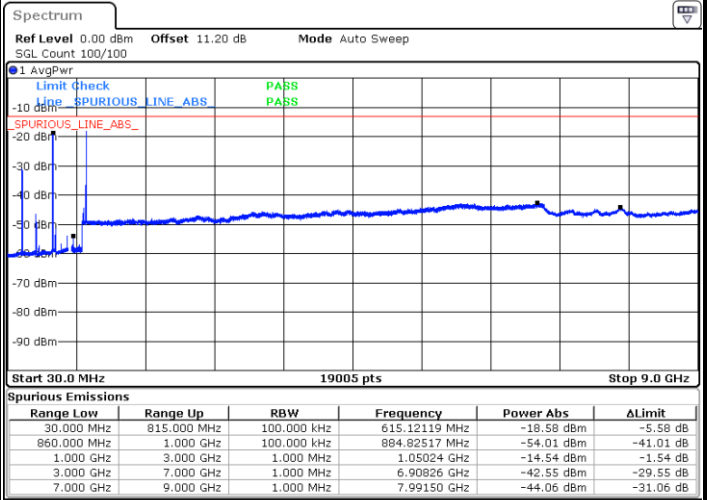
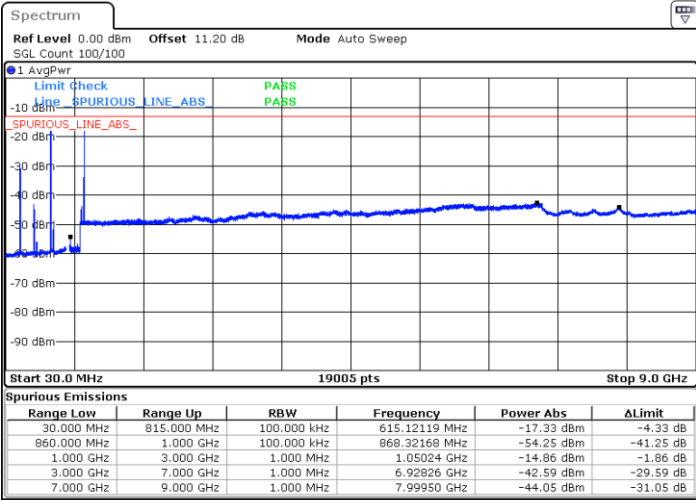
Date: 11.JUL.2020 11:43:56



LTE Band 26 / 10MHz

Middle Channel / QPSK

Middle Channel / 16QAM

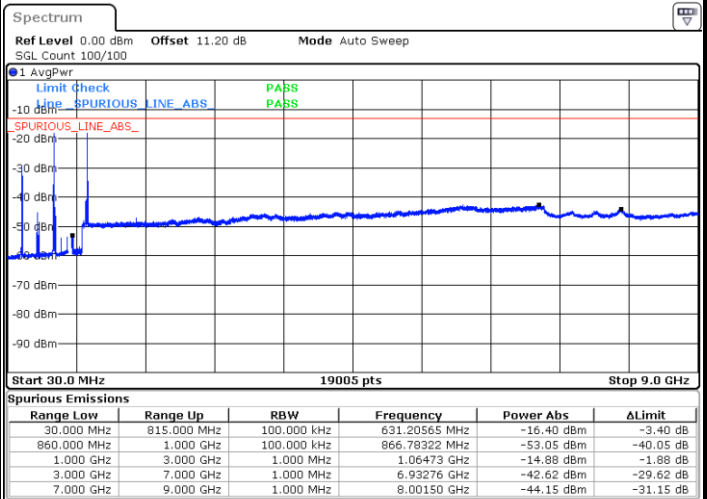
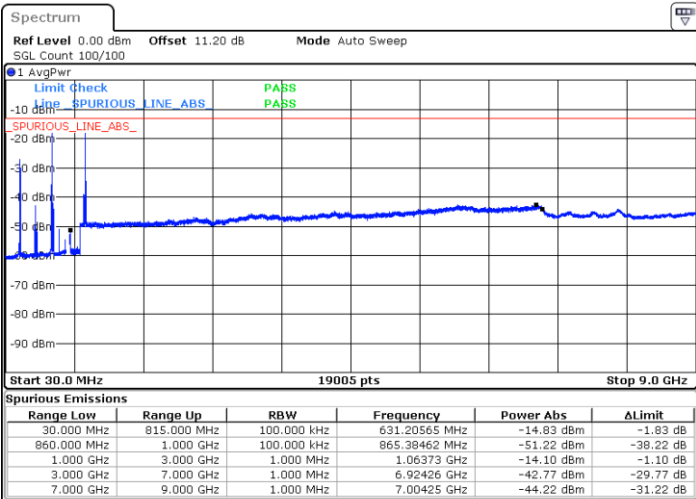


Date: 11.JUL.2020 11:39:46

Date: 11.JUL.2020 11:40:34

Highest Channel / QPSK

Highest Channel / 16QAM



Date: 11.JUL.2020 11:52:39

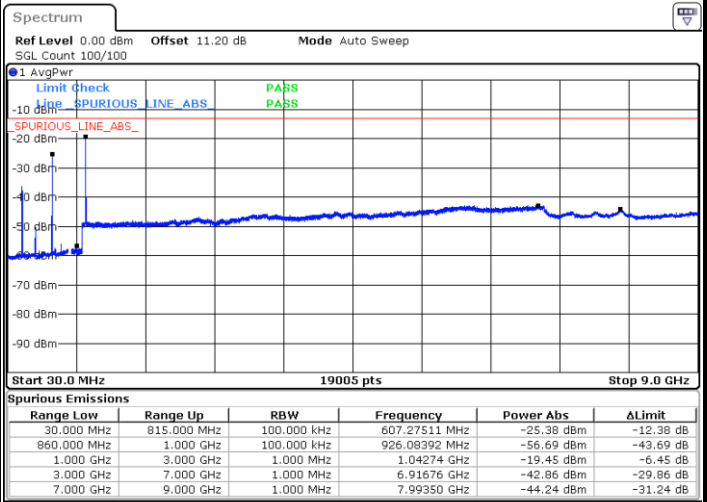
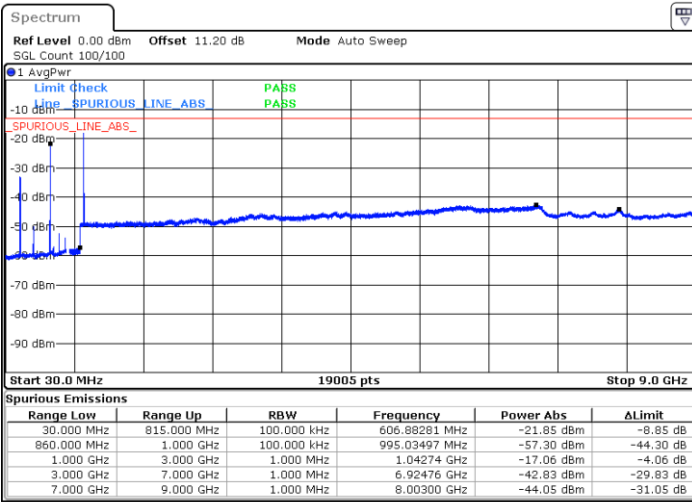
Date: 11.JUL.2020 11:54:13



LTE Band 26 / 15MHz

Lowest Channel / QPSK

Lowest Channel / 16QAM

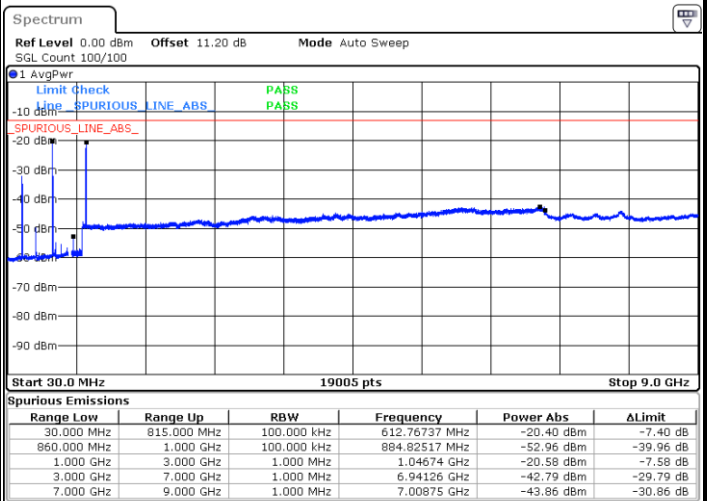
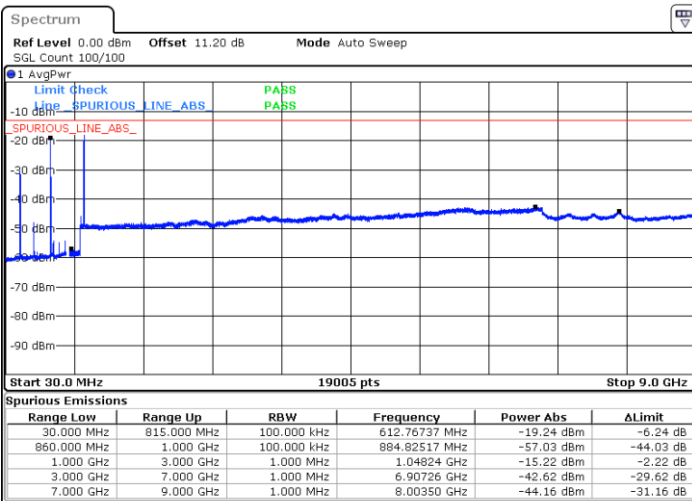


Date: 11.JUL.2020 12:04:40

Date: 11.JUL.2020 12:01:04

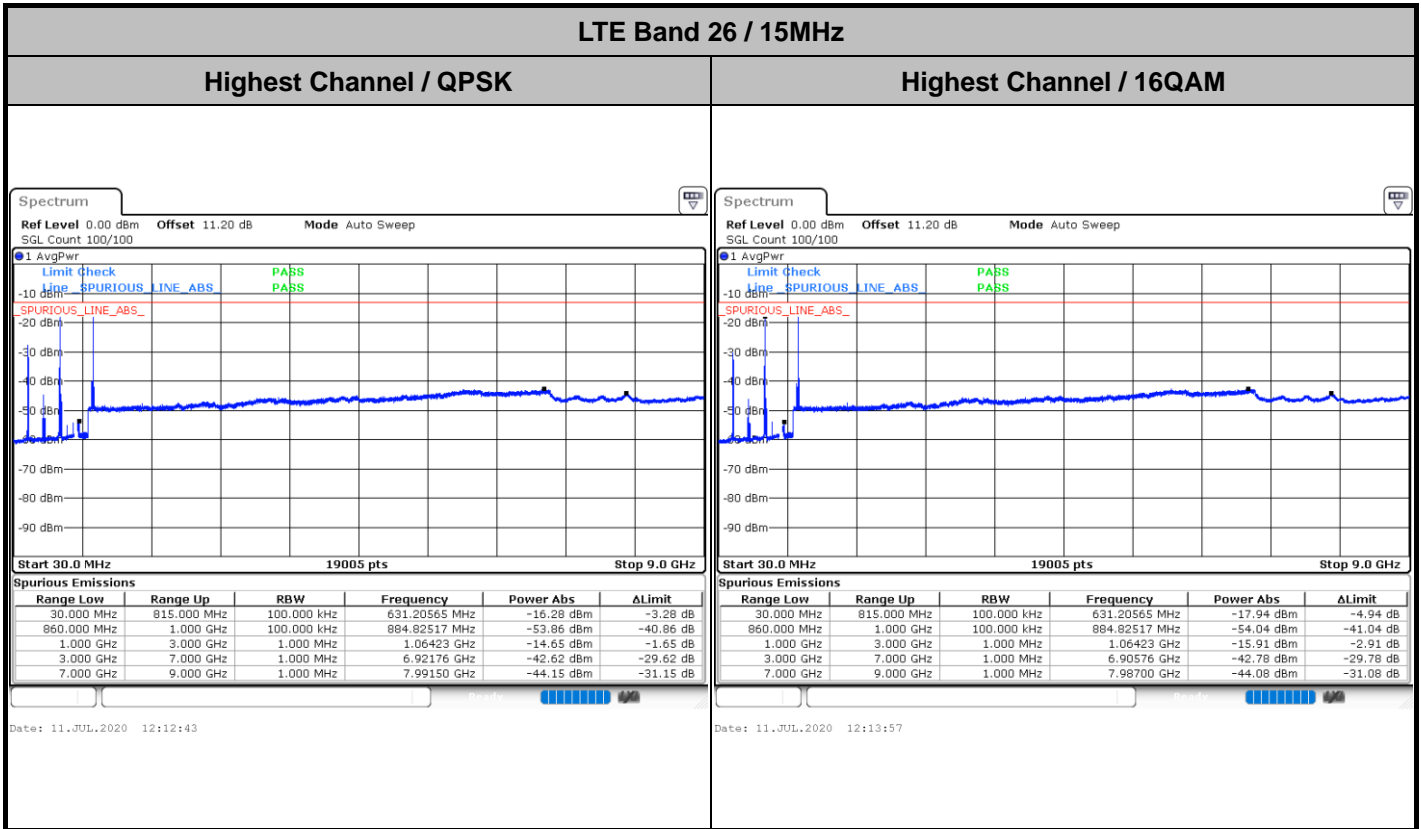
Middle Channel / QPSK

Middle Channel / 16QAM



Date: 11.JUL.2020 12:06:36

Date: 11.JUL.2020 12:07:36





Frequency Stability

Test Conditions		LTE Band 26 (QPSK) / Middle Channel	Limit
Temperature (°C)	Voltage (Volt)	BW 10MHz	Note 2.
		Deviation (ppm)	Result
50	Normal Voltage	0.0005	PASS
40	Normal Voltage	0.0022	
30	Normal Voltage	0.0013	
20(Ref.)	Normal Voltage	0.0000	
10	Normal Voltage	0.0016	
0	Normal Voltage	0.0005	
-10	Normal Voltage	0.0025	
-20	Normal Voltage	0.0016	
-30	Normal Voltage	0.0010	
20	Maximum Voltage	0.0011	
20	Normal Voltage	0.0000	
20	Battery End Point	0.0016	

Note:

- 1. Normal Voltage =3.85 V. ; Battery End Point (BEP) =3.5 V. ; Maximum Voltage =4.35 V.
- 2. Note: The frequency fundamental emissions stay within the authorized frequency block.



Appendix B. Test Results of ERP/EIRP and Radiated Test

ERP/EIRP

LTE Cat. M1 Band 4 / 1.4MHz (Average) (GT - LC = -10.8 dB)							
Channel	Mode	RB		Conducted		EIRP	
		Size	Offset	Power (dBm)	Power (Watts)	EIRP(dBm)	EIRP(W)
Lowest	QPSK	1	0	23.68	0.2333	12.88	0.0194
Middle		1	0	23.50	0.2239	12.70	0.0186
Highest		1	0	23.47	0.2223	12.67	0.0185
Lowest	16QAM	1	0	22.66	0.1845	11.86	0.0153
Middle		1	0	22.60	0.1820	11.80	0.0151
Highest		1	0	22.46	0.1762	11.66	0.0147
Limit	EIRP < 1W			Result		PASS	

LTE Cat. M1 Band 4 / 3MHz (Average) (GT - LC = -10.8 dB)							
Channel	Mode	RB		Conducted		EIRP	
		Size	Offset	Power (dBm)	Power (Watts)	EIRP(dBm)	EIRP(W)
Lowest	QPSK	1	5	23.51	0.2244	12.71	0.0187
Middle		1	5	23.47	0.2223	12.67	0.0185
Highest		1	5	23.29	0.2133	12.49	0.0177
Lowest	16QAM	1	0	22.46	0.1762	11.66	0.0147
Middle		1	0	22.44	0.1754	11.64	0.0146
Highest		1	0	22.25	0.1679	11.45	0.0140
Limit	EIRP < 1W			Result		PASS	

LTE Cat. M1 Band 4 / 5MHz (Average) (GT - LC = -10.8 dB)							
Channel	Mode	RB		Conducted		EIRP	
		Size	Offset	Power (dBm)	Power (Watts)	EIRP(dBm)	EIRP(W)
Lowest	QPSK	1	5	23.53	0.2254	12.73	0.0187
Middle		1	5	23.47	0.2223	12.67	0.0185
Highest		1	5	23.31	0.2143	12.51	0.0178
Lowest	16QAM	1	0	23.77	0.2382	12.97	0.0198
Middle		1	0	23.73	0.2360	12.93	0.0196
Highest		1	0	23.66	0.2323	12.86	0.0193
Limit	EIRP < 1W			Result		PASS	



LTE Cat. M1 Band 4 / 10MHz (Average) (GT - LC = -10.8 dB)							
Channel	Mode	RB		Conducted		EIRP	
		Size	Offset	Power (dBm)	Power (Watts)	EIRP(dBm)	EIRP(W)
Lowest	QPSK	3	0	23.58	0.2280	12.78	0.0190
Middle		3	0	23.49	0.2234	12.69	0.0186
Highest		3	0	23.41	0.2193	12.61	0.0182
Lowest	16QAM	1	0	23.78	0.2388	12.98	0.0199
Middle		1	0	23.75	0.2371	12.95	0.0197
Highest		1	0	23.54	0.2259	12.74	0.0188
Limit	EIRP < 1W			Result		PASS	

LTE Cat. M1 Band 4 / 15MHz (Average) (GT - LC = -10.8 dB)							
Channel	Mode	RB		Conducted		EIRP	
		Size	Offset	Power (dBm)	Power (Watts)	EIRP(dBm)	EIRP(W)
Lowest	QPSK	3	0	23.56	0.2270	12.76	0.0189
Middle		3	0	23.51	0.2244	12.71	0.0187
Highest		3	0	23.37	0.2173	12.57	0.0181
Lowest	16QAM	1	0	23.74	0.2366	12.94	0.0197
Middle		1	0	23.66	0.2323	12.86	0.0193
Highest		1	0	23.50	0.2239	12.70	0.0186
Limit	EIRP < 1W			Result		PASS	

LTE Cat. M1 Band 4 / 20MHz (Average) (GT - LC = -10.8 dB)							
Channel	Mode	RB		Conducted		EIRP	
		Size	Offset	Power (dBm)	Power (Watts)	EIRP(dBm)	EIRP(W)
Lowest	QPSK	3	0	23.57	0.2275	12.77	0.0189
Middle		3	0	23.50	0.2239	12.70	0.0186
Highest		3	0	23.37	0.2173	12.57	0.0181
Lowest	16QAM	1	0	23.77	0.2382	12.97	0.0198
Middle		1	0	23.67	0.2328	12.87	0.0194
Highest		1	0	23.53	0.2254	12.73	0.0187
Limit	EIRP < 1W			Result		PASS	



LTE Cat. M1 Band 26 / 1.4MHz (Average) (GT - LC = -12.2 dB)							
Channel	Mode	RB		Conducted		ERP	
		Size	Offset	Power (dBm)	Power (Watts)	ERP(dBm)	ERP(W)
Lowest	QPSK	3	0	23.55	0.2265	9.20	0.0083
Middle		3	0	23.50	0.2239	9.15	0.0082
Highest		3	0	23.39	0.2183	9.04	0.0080
Lowest	16QAM	3	0	23.75	0.2371	9.40	0.0087
Middle		3	0	23.67	0.2328	9.32	0.0086
Highest		3	0	23.58	0.2280	9.23	0.0084
Limit	ERP < 7W			Result		PASS	

LTE Cat. M1 Band 26 / 3MHz (Average) (GT - LC = -12.2 dB)							
Channel	Mode	RB		Conducted		ERP	
		Size	Offset	Power (dBm)	Power (Watts)	ERP(dBm)	ERP(W)
Lowest	QPSK	3	0	23.52	0.2249	9.17	0.0083
Middle		3	0	23.46	0.2218	9.11	0.0081
Highest		3	0	23.45	0.2213	9.10	0.0081
Lowest	16QAM	1	0	23.75	0.2371	9.40	0.0087
Middle		1	0	23.68	0.2333	9.33	0.0086
Highest		1	0	23.70	0.2344	9.35	0.0086
Limit	ERP < 7W			Result		PASS	

LTE Cat. M1 Band 26 / 5MHz (Average) (GT - LC = -12.2 dB)							
Channel	Mode	RB		Conducted		ERP	
		Size	Offset	Power (dBm)	Power (Watts)	ERP(dBm)	ERP(W)
Lowest	QPSK	1	5	23.45	0.2213	9.10	0.0081
Middle		1	5	23.38	0.2178	9.03	0.0080
Highest		1	5	23.36	0.2168	9.01	0.0080
Lowest	16QAM	1	0	23.77	0.2382	9.42	0.0087
Middle		1	0	23.63	0.2307	9.28	0.0085
Highest		1	0	23.76	0.2377	9.41	0.0087
Limit	ERP < 7W			Result		PASS	



LTE Cat. M1 Band 26 / 10MHz (Average) (GT - LC = -12.2 dB)							
Channel	Mode	RB		Conducted		ERP	
		Size	Offset	Power (dBm)	Power (Watts)	ERP(dBm)	ERP(W)
Lowest	QPSK	3	0	23.62	0.2301	9.27	0.0085
Middle		3	0	23.52	0.2249	9.17	0.0083
Highest		3	0	23.47	0.2223	9.12	0.0082
Lowest	16QAM	3	0	23.75	0.2371	9.40	0.0087
Middle		3	0	23.68	0.2333	9.33	0.0086
Highest		3	0	23.63	0.2307	9.28	0.0085
Limit	ERP < 7W			Result		PASS	

LTE Cat. M1 Band 26 / 20MHz (Average) (GT - LC = -12.2 dB)							
Channel	Mode	RB		Conducted		ERP	
		Size	Offset	Power (dBm)	Power (Watts)	ERP(dBm)	ERP(W)
Lowest	QPSK	3	0	23.60	0.2291	9.25	0.0084
Middle		3	0	23.54	0.2259	9.19	0.0083
Highest		3	0	23.60	0.2291	9.25	0.0084
Lowest	16QAM	1	0	23.68	0.2333	9.33	0.0086
Middle		1	0	23.75	0.2371	9.40	0.0087
Highest		1	0	23.61	0.2296	9.26	0.0084
Limit	ERP < 7W			Result		PASS	



Radiated Spurious Emission

Cat M1 Band 26

Cat M1 Band 26 / 15MHz / QPSK									
Channel	Frequency (MHz)	ERP (dBm)	Limit (dBm)	Over Limit (dB)	SPA Reading (dBm)	S.G. Power (dBm)	TX Cable loss (dB)	TX Antenna Gain (dBi)	Polarization (H/V)
Lowest	1648	-42.37	-13	-29.37	-52.04	-47.96	0.92	8.66	H
	2472	-55.81	-13	-42.81	-69.66	-63.18	1.14	10.66	H
	3296	-55.47	-13	-42.47	-70.9	-64.01	1.32	12.01	H
									H
									H
									H
	1648	-45.24	-13	-32.24	-54.38	-50.83	0.92	8.66	V
	2472	-55.78	-13	-42.78	-69.78	-63.15	1.14	10.66	V
	3296	-54.95	-13	-41.95	-70.85	-63.49	1.32	12.01	V
									V
									V
									V
Middle	1656	-42.42	-13	-29.42	-52.11	-48.04	0.92	8.69	H
	2488	-56.71	-13	-43.71	-70.58	-64.10	1.15	10.68	H
	3320	-55.81	-13	-42.81	-71.17	-64.40	1.33	12.07	H
									H
									H
									H
	1656	-47.78	-13	-34.78	-56.9	-53.40	0.92	8.69	V
	2488	-56.42	-13	-43.42	-70.48	-63.81	1.15	10.68	V
	3320	-55.34	-13	-42.34	-71.16	-63.93	1.33	12.07	V
									V
									V
									V



Highest	1672	-46.58	-13	-33.58	-56.3	-52.26	0.93	8.75	H
	2504	-56.45	-13	-43.45	-70.32	-63.85	1.15	10.70	H
	3339	-55.91	-13	-42.91	-71.22	-64.54	1.33	12.11	H
									H
									H
									H
									H
	1672	-48.17	-13	-35.17	-57.26	-53.85	0.93	8.75	V
	2504	-42.63	-13	-29.63	-69.71	-50.03	1.15	10.70	V
	3339	-54.82	-13	-41.82	-70.59	-63.45	1.33	12.11	V
									V
									V
									V
									V

Remark: Spurious emissions within 30-1000MHz were found more than 20dB below limit line.



Cat M1 Band 4

Cat M1 Band 4 / 20MHz / QPSK									
Channel	Frequency (MHz)	EIRP (dBm)	Limit (dBm)	Over Limit (dB)	SPA Reading (dBm)	S.G. Power (dBm)	TX Cable loss (dB)	TX Antenna Gain (dBi)	Polarization (H/V)
Lowest	3422	-45.45	-13	-32.45	-61.54	-56.42	1.35	12.31	H
	5133	-38.09	-13	-25.09	-59.6	-49.23	1.64	12.79	H
	6844	-40.14	-13	-27.14	-65.67	-50.52	1.74	12.12	H
									H
									H
									H
									H
	3422	-46.07	-13	-33.07	-62.58	-57.04	1.35	12.31	V
	5133	-39.10	-13	-26.10	-60.36	-50.24	1.64	12.79	V
	6844	-40.07	-13	-27.07	-65.21	-50.45	1.74	12.12	V
									V
									V
									V
									V
Middle	3448	-47.40	-13	-34.40	-63.74	-58.42	1.35	12.38	H
	5170	-40.30	-13	-27.30	-61.85	-51.48	1.65	12.84	H
	6899	-41.75	-13	-28.75	-67.58	-52.06	1.73	12.04	H
									H
									H
									H
									H
	3448	-44.74	-13	-31.74	-61.47	-55.76	1.35	12.38	V
	5170	-38.09	-13	-25.09	-59.43	-49.27	1.65	12.84	V
	6899	-41.33	-13	-28.33	-66.73	-51.64	1.73	12.04	V
									V
									V
									V
									V



Highest	3476	-42.32	-13	-29.32	-58.93	-53.41	1.36	12.44	H
	5212	-37.88	-13	-24.88	-59.49	-49.11	1.67	12.90	H
	6948	-42.79	-13	-29.79	-68.88	-53.04	1.73	11.97	H
									H
									H
									H
									H
	3476	-41.95	-13	-28.95	-58.93	-53.04	1.36	12.44	V
	5212	-38.56	-13	-25.56	-59.99	-49.79	1.67	12.90	V
	6948	-41.91	-13	-28.91	-67.54	-52.16	1.73	11.97	V
									V
									V
									V
									V

Remark: Spurious emissions within 30-1000MHz were found more than 20dB below limit line.

————THE END————