

NOTES:

1. MARK T/L, REV AND REV LETTER, LOCATED APPROX AS SHOWN, PER 839-0497-001.
2. STAMP DASH NO., SERIAL NO. AND WEIGHT OF UNIT TO THE NEAREST 0.1 LB IN THE APPROPRIATE BLANKS OF ITEM 7.
3. MARK OUT SERVICE BULLETIN NO./ (S) ON ITEM 7, PER SERVICE BULLETIN MARKING INFORMATION CHART, WHEN REVISION INDICATED IS INSTALLED.
4. LOCATE ITEMS 1, 7 AND 13 CENTERED APPROXIMATELY AS SHOWN, AFTER CLEANING SURFACES OF ITEM 5 AND 6 PER 580-5169-000.
5. PLACE AND PRESS ITEM 9 FLUSH TO DATUM D ON ITEM 6 SURFACE AND TRIM AS SHOWN.
6. CAUTION: THIS ASSY CONTAINS ELECTROSTATIC SENSITIVE DEVICES. HANDLE PER 489-0004-001.
7. DARKENED PORTION OF HEX INDICATES EXTENDED PORTION OF KEYING PIN, AS SEEN FROM MATING FACE.
8. TEST PER ITEM 8.
9. UOS, DIMENSIONS ARE IN INCHES.
10. DIMENSIONING AND TOLERANCING INTERPRETED PER ASME Y14.5M-1994.
11. BALLOON DENOTES ITEM NUMBER OR ITEM NUMBER - QUANTITY.

REVISION HISTORY			
REV	DESCRIPTION	DATE	APPROVED

CAD MAINTAINED, CHANGES SHALL BE INCORPORATED BY THE DESIGN ACTIVITY

SERVICE BULLETIN MARKING INFORMATION CHART															
SB NO	T/L REV LTR	SB NO	T/L REV LTR	SB NO	T/L REV LTR	SB NO	T/L REV LTR	SB NO	T/L REV LTR	SB NO	T/L REV LTR	SB NO	T/L REV LTR	SB NO	T/L REV LTR
REV NO	REV NO	REV NO	REV NO	REV NO	REV NO	REV NO	REV NO	REV NO	REV NO	REV NO	REV NO	REV NO	REV NO	REV NO	REV NO

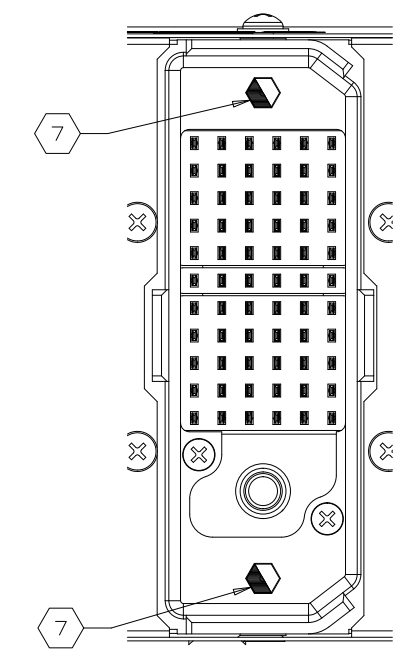
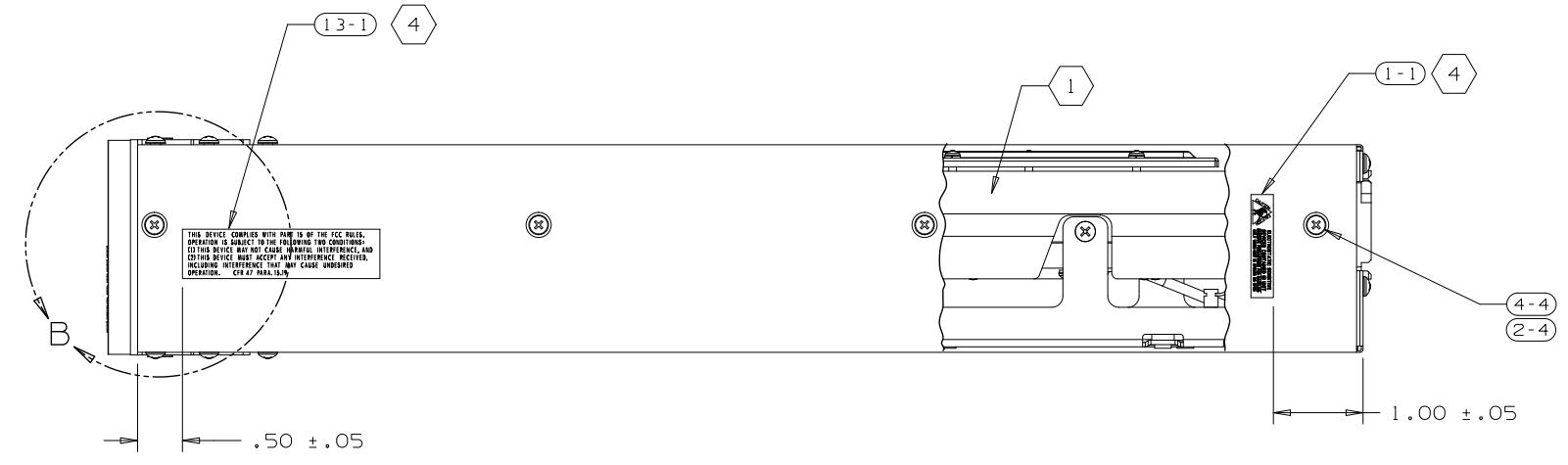
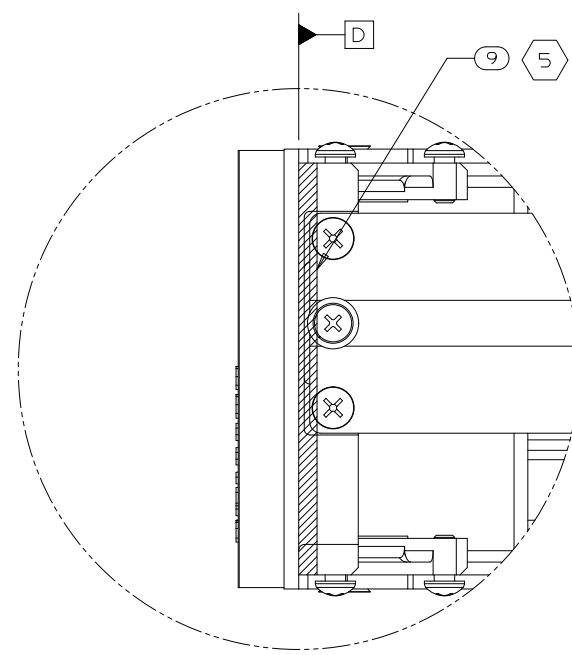
REF	ITEM NO	PART OR IDENTIFYING NUMBER	NOMENCLATURE OR DESCRIPTION	DOCUMENT NO	CAGEC	NOTES	REF DESIGNATOR
REF 14		TBD	ESSP				
1	13	838-7013-020	LABEL, PRESSURE SENSITIVE			4	
REF 12		TBD	SCID				
REF 11		TBD	EQUIP SPEC				
REF 10		653-0754-001	ICD				
0.21	9	018-0334-010	SHIELDING GASKET, ELECTRONIC			5	
REF 8		TBD	PTSD			8	
1	7	829-0401-001	PLATE, IDENTIFICATION			2,3,4	
1	6	653-4129-001	CHASSIS, ASSY - DME-4000			4	
1	5	653-3906-002	UNIT, COVER 2.5			4	
16	4	343-0019-000	SCREW, .112-40 X .25 PNH BLK				
2	3	342-1350-020	SCREW, .112-40 X .25 FLH 100				
4	2	302-0639-050	WASHER, NON-METALLIC				
1	1	280-2745-130	LABEL, WARNING, ESSD			4	

PARTS LIST							
CONTRACT NO				ROCKWELL COLLINS, INC.			
PREP 01-11-29 J.E. DORSEY				400 COLLINS RD NE, CEDAR RAPIDS, IOWA 52498			
CHK 01-11-29 L. ROUDABUSH				TRANSCEIVER, DME ASSEMBLY - DME-4000 T/L			
APVD 01-11-29 D. FOY				DME - 4000			
NEXT ASSY		USED ON		ALL SHEETS ARE THE SAME REVISION STATUS		SIZE	REV
						D	-
APPLICATION				THIRD ANGLE PROJECTION		CAGEC	DWG NO
						4V792	822-1466-001
						SCALE NONE	SHEET 1 OF 2

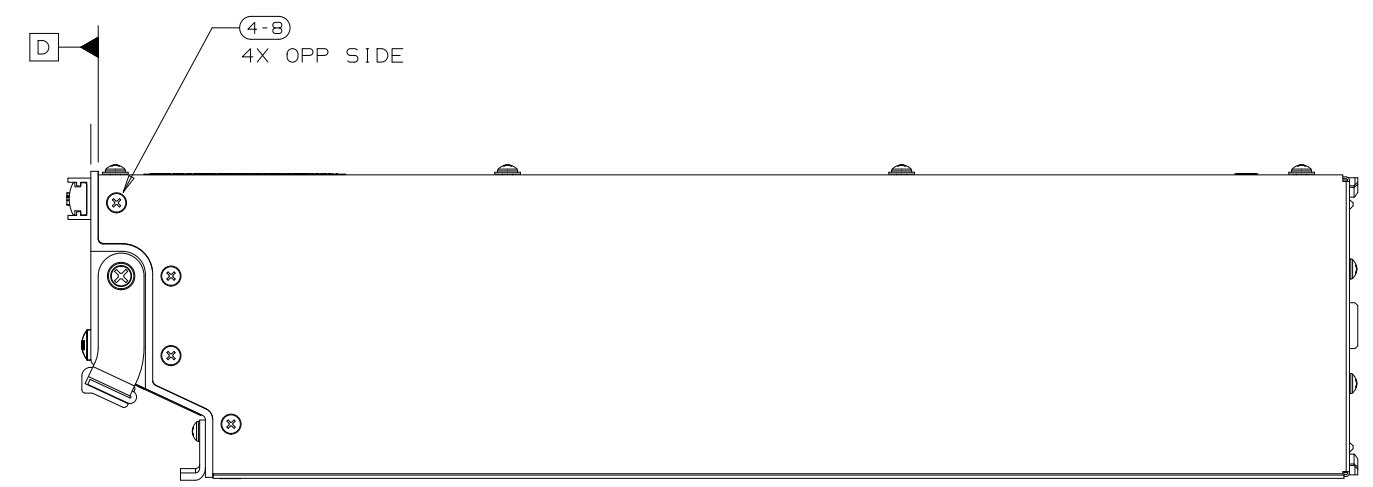
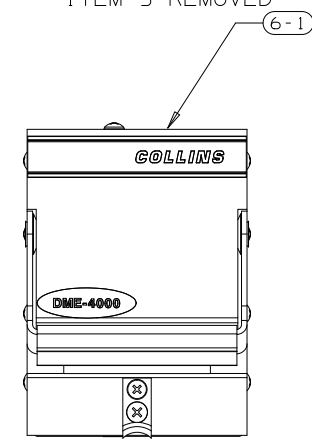
NOTICE: THE CONTENTS OF THIS DOCUMENT ARE PROPRIETARY TO ROCKWELL COLLINS, INC. AND SHALL NOT BE DISCLOSED, DISSEMINATED, COPIED, OR USED EXCEPT FOR PURPOSES EXPRESSLY AUTHORIZED IN WRITING BY ROCKWELL COLLINS, INC.

COPYRIGHT 2001 ROCKWELL COLLINS, INC. ALL RIGHTS RESERVED.

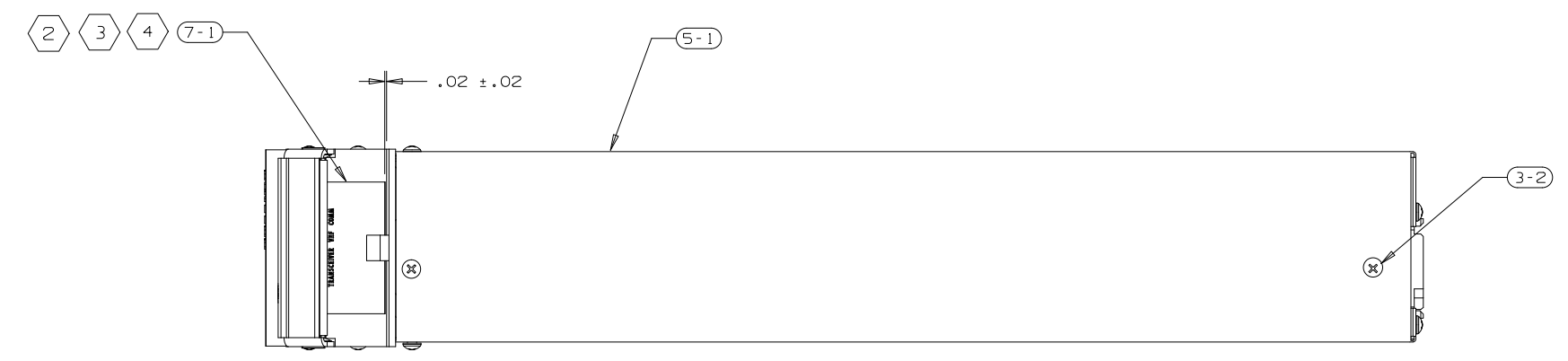
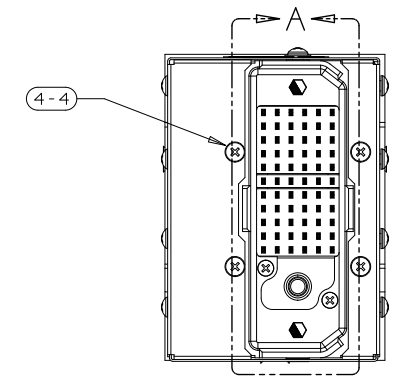
CAD MAINTAINED, CHANGES SHALL BE INCORPORATED BY THE DESIGN ACTIVITY



DETAIL B
PARTIAL VIEW
FOR CLARITY WITH
ITEM 5 REMOVED



DETAIL A



ROCKWELL COLLINS, INC. - PROPRIETARY INFORMATION
COPYRIGHT 2001 ROCKWELL COLLINS, INC. ALL RIGHTS RESERVED.

SIZE	CAGEC	DWG NO.	REV
D	4V792	822-1466-001	-
SCALE	NONE	SHEET	2