

APPENDIX 3: Photographs of test setup

Radiated Spurious Emission
below 1 GHz



Photo 1




Photo 2

Radiated Spurious Emission
above 1 GHz




Photo 1





Photo 2

Worst Case Position

Angle = 0 deg.



Angle = 30 deg.



End of Report