

APPENDIX 3: Photographs of test setup

Radiated Spurious Emission
WLAN, below 1 GHz



Photo 1




Photo 2

Radiated Spurious Emission
BLE, below 1 GHz



Photo 1




Photo 2

Radiated Spurious Emission
WLAN, above 1 GHz




Photo 1




Photo 2

Radiated Spurious Emission
BLE, above 1 GHz




Photo 1





Photo 2

Worst Case Position

**WLAN (below 1 GHz: Angle = 0 deg./ above 1 GHz: Angle = 0 deg.)
BLE (below 1 GHz: Angle = 0 deg./ above 1 GHz: Angle = 30 deg.)**

Angle = 0 deg



Angle = 30 deg



End of Report