

APPENDIX 3: Photographs of test setup

Radiated Spurious Emission

Front




Rear (below 30 MHz, Horizontal)




Rear (below 30 MHz, Vertical)



Rear (below 1 GHz)



Rear (above 1 GHz)



Worst Case Position

X-axis



Y-axis



Z-axis



End of Report