


ANNEX 1 – TEST SETUP PHOTOS

< Radiated emission >



ANNEX 1 – TEST SETUP PHOTOS



ANNEX 1 – TEST SETUP PHOTOS




**ICOM Incorporated
Wideband Receiver, M/N: IC-R75
FCC ID: AFJIC-R75**

ANNEX 1 – TEST SETUP PHOTOS



ANNEX 1 – TEST SETUP PHOTOS



**ICOM Incorporated
Wideband Receiver, M/N: IC-R75
FCC ID: AFJIC-R75**

ANNEX 1 – TEST SETUP PHOTOS



ANNEX 1 – TEST SETUP PHOTOS




**ICOM Incorporated
Wideband Receiver, M/N: IC-R75
FCC ID: AFJIC-R75**

ANNEX 1 – TEST SETUP PHOTOS

< Power Line Conducted Emissions >



ANNEX 1 – TEST SETUP PHOTOS



**ICOM Incorporated
Wideband Receiver, M/N: IC-R75
FCC ID: AFJIC-R75**

ANNEX 1 – TEST SETUP PHOTOS



**ICOM Incorporated
Wideband Receiver, M/N: IC-R75
FCC ID: AFJIC-R75**

ANNEX 1 – TEST SETUP PHOTOS



**ICOM Incorporated
Wideband Receiver, M/N: IC-R75
FCC ID: AFJIC-R75**