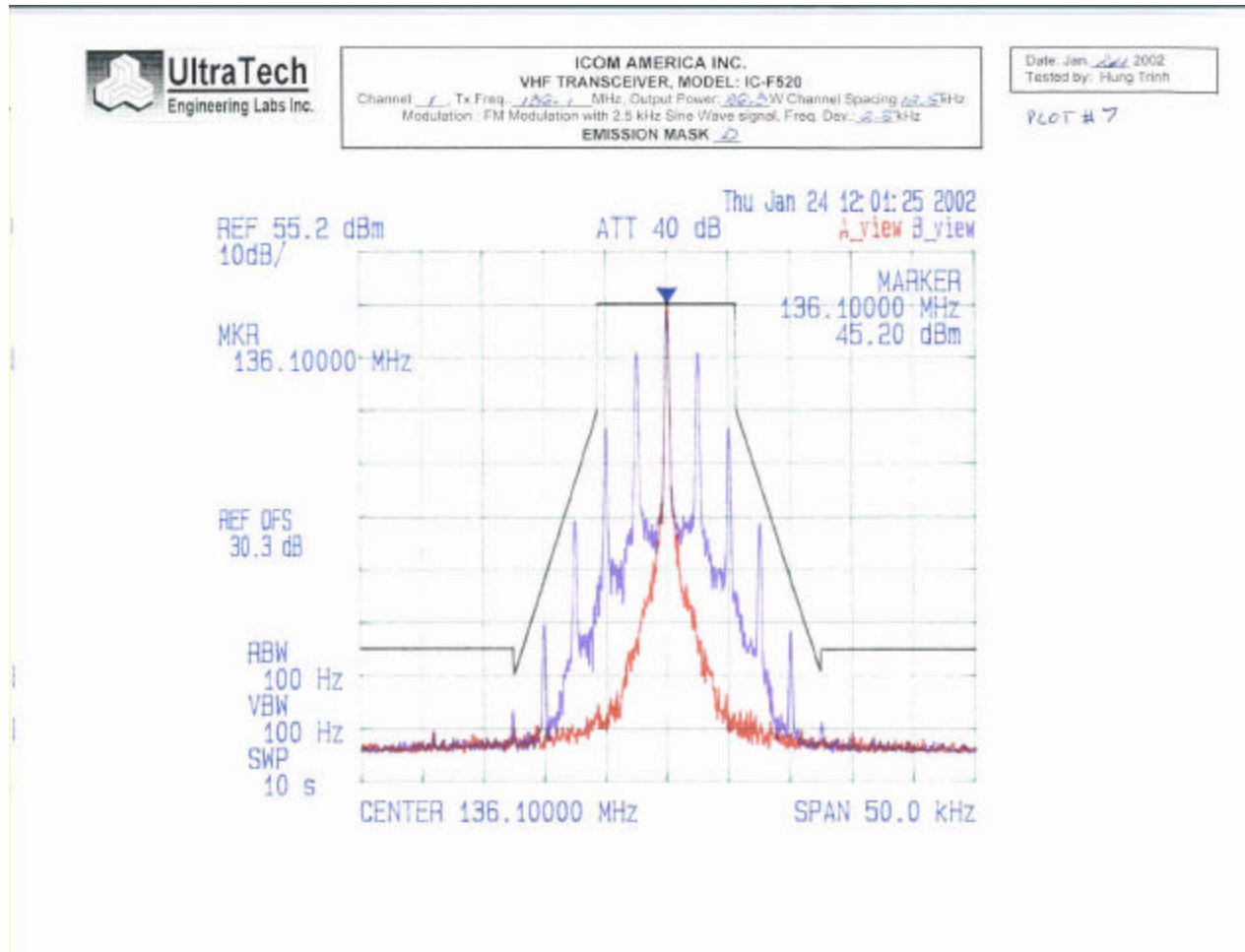


**ANNEX 1 - PLOTS OF MEASUREMENTS**  
**Mobile VHF FM Transceiver, Models IC-F520**

**Plot # 7**  
**FCC ID: AFJIC-F520**

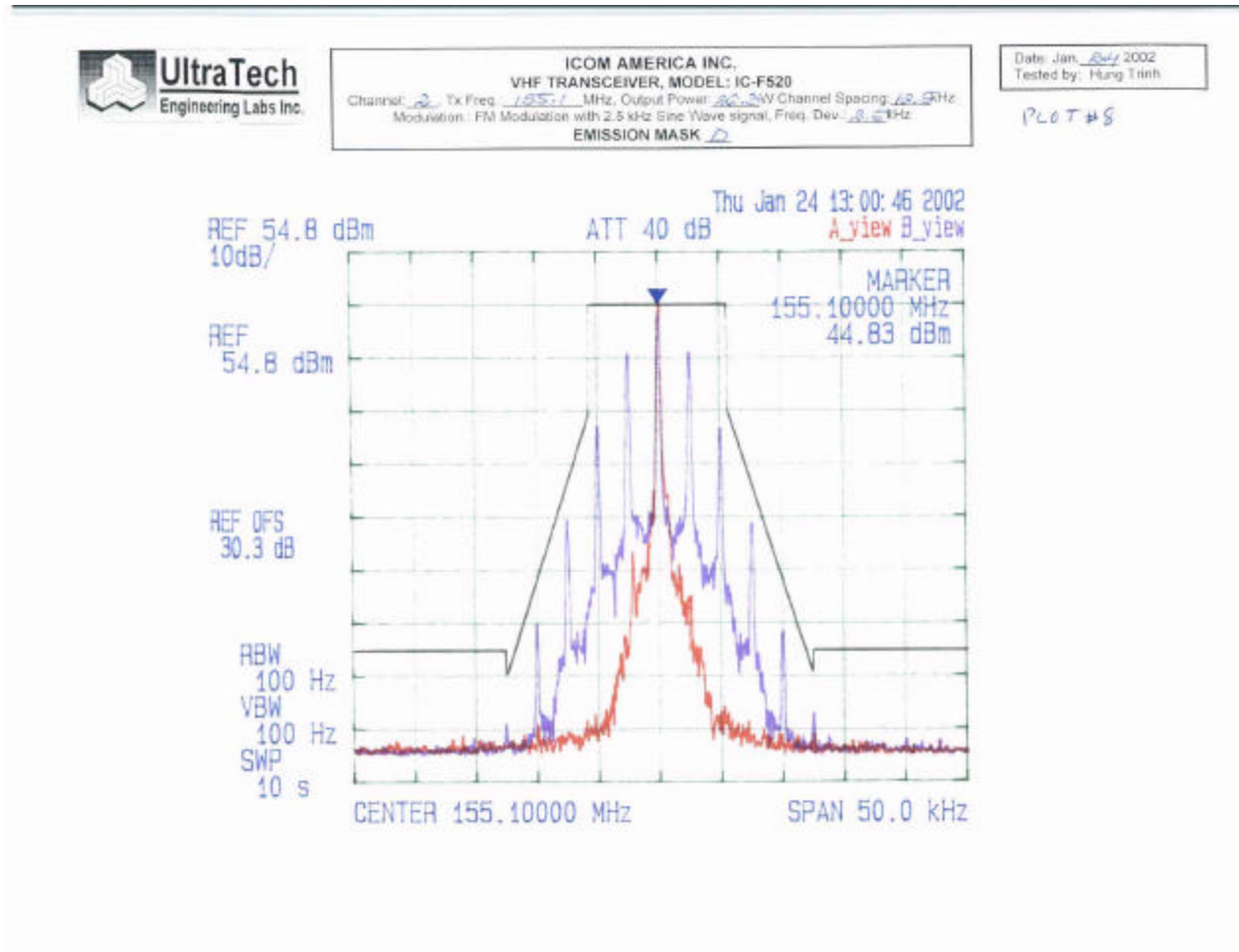
**EMISSION MASKS**



**ANNEX 1 - PLOTS OF MEASUREMENTS**  
**Mobile VHF FM Transceiver, Models IC-F520**

**Plot # 8**  
**FCC ID: AFJIC-F520**

**EMISSION MASKS**



**ANNEX 1 - PLOTS OF MEASUREMENTS**  
**Mobile VHF FM Transceiver, Models IC-F520**

**Plot # 9**  
**FCC ID: AFJIC-F520**

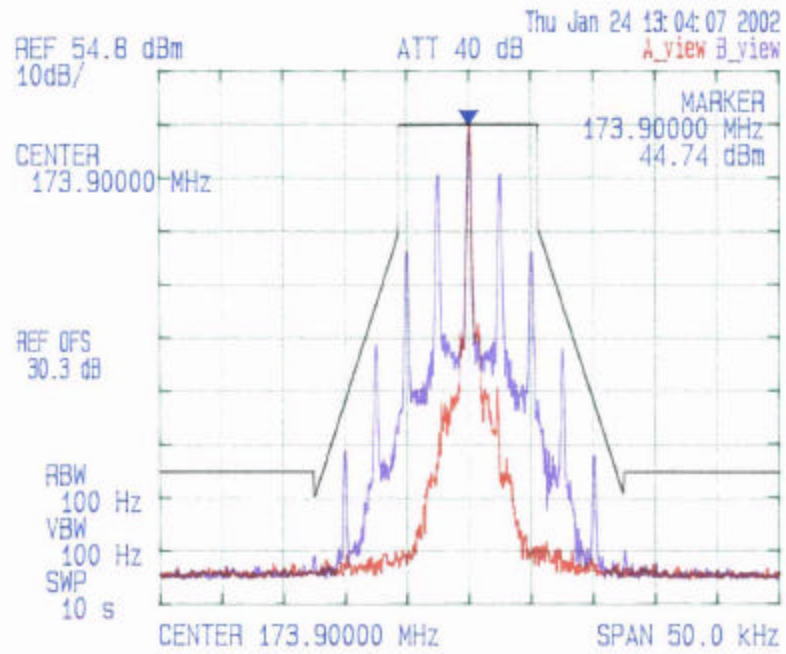
**EMISSION MASKS**



ICOM AMERICA INC.  
VHF TRANSCEIVER, MODEL: IC-F520  
Channel: 2, Tx Freq: 173.900 MHz, Output Power: 6.0W, Channel Spacing: 12.5kHz  
Modulation: FM Modulation with 2.5 kHz Sine Wave signal, Freq. Dev: 2.5kHz  
EMISSION MASK: 2

Date: Jan 24, 2002  
Tested by: Hung Trinh

PLOT #9



**ANNEX 1 - PLOTS OF MEASUREMENTS**  
**Mobile VHF FM Transceiver, Models IC-F520**

**Plot # 10**  
**FCC ID: AFJIC-F520**

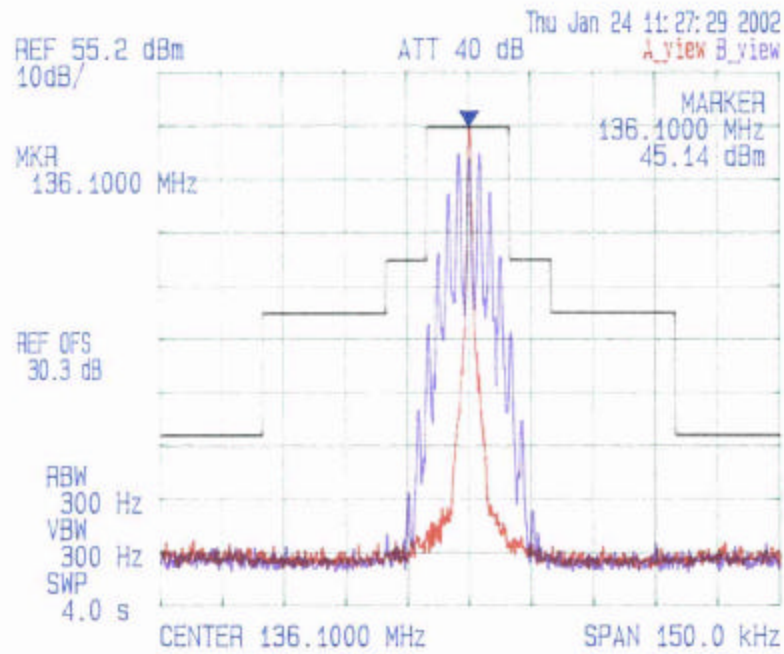
**EMISSION MASKS**



ICOM AMERICA INC.  
VHF TRANSCEIVER, MODEL: IC-F520  
Channel: 1, Tx Freq: 136.1000 MHz, Output Power: 200.5 W Channel Spacing: 12.5 kHz  
Modulation: FM Modulation with 2.5 kHz Sine Wave signal, Freq. Dev: 2.5 kHz  
EMISSION MASK EM

Date: Jan 24, 2002  
Tested by: Hung Trinh

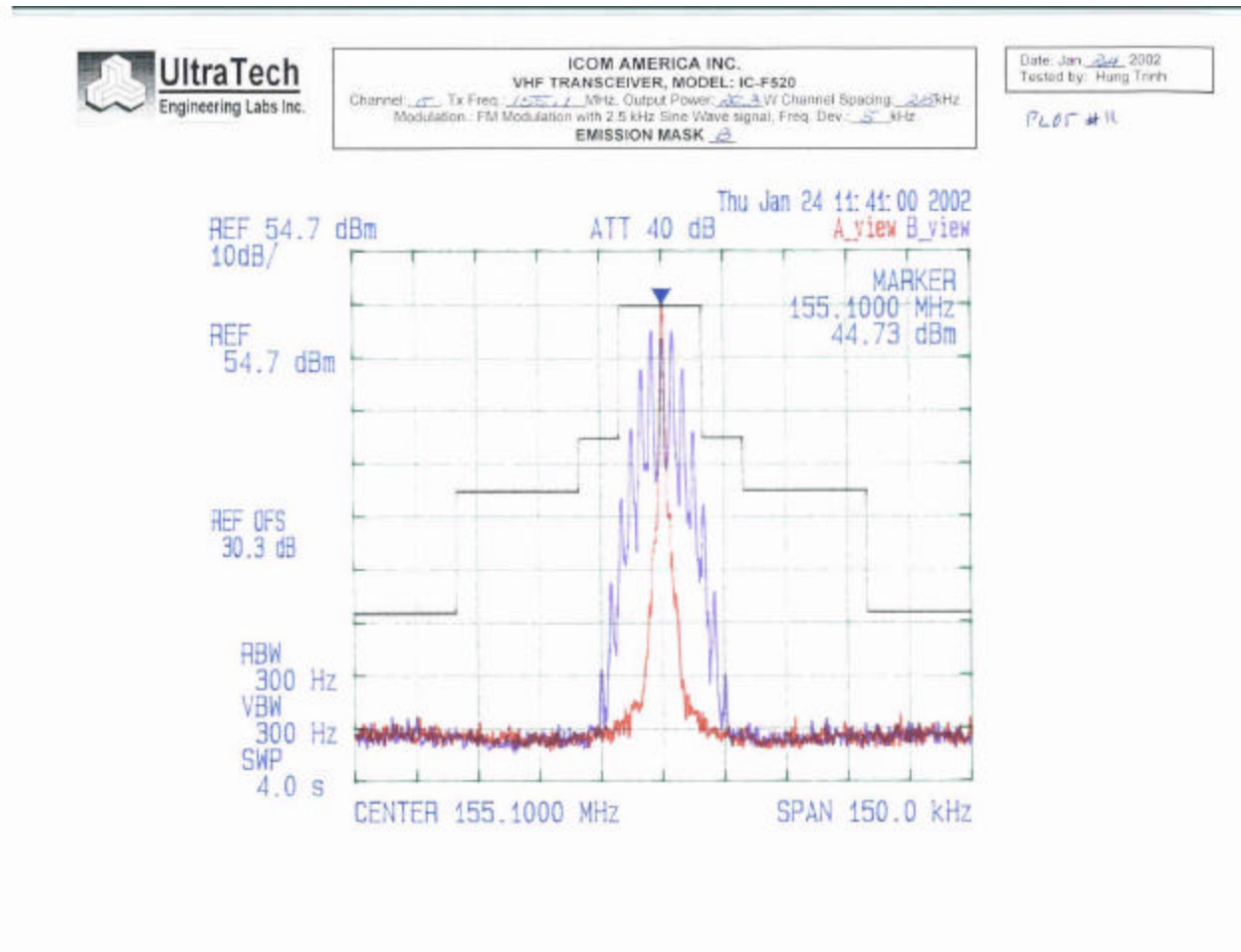
Plot #10



**ANNEX 1 - PLOTS OF MEASUREMENTS**  
**Mobile VHF FM Transceiver, Models IC-F520**

**Plot # 11**  
**FCC ID: AFJIC-F520**

**EMISSION MASKS**



**ANNEX 1 - PLOTS OF MEASUREMENTS**  
**Mobile VHF FM Transceiver, Models IC-F520**

**Plot # 12**  
**FCC ID: AFJIC-F520**

**EMISSION MASKS**

