

# APPENDIX 1

## SAR Measurement Data

## Table of Contents

<b>EXHIBIT 1. PRESCAN MEASUREMENT SUMMARY.....</b>	<b>4</b>
File Name: ICOM-455Q FA-SC26VS MBB-3.da52:0.....	5
File Name: ICOM-455Q FA-SC26VS MB-136.da52:0.....	6
File Name: ICOM-455Q FA-SC26VS HM-233GP.da52:0.....	7
File Name: ICOM-455Q FA-SC26VS SP-29.da52:0.....	8
<b>EXHIBIT 2. SAR MEASUREMENT SUMMARY .....</b>	<b>9</b>
<b>EXHIBIT 3. HEAD MEASUREMENT DATA.....</b>	<b>12</b>
File Name: ICOM-455Q FA-SC26VS 140MHz.da52:0.....	12
File Name: ICOM-455Q FA-SC27VS 146MHz.da52:0.....	13
File Name: ICOM-455Q FA-SC56VS 156MHz.da52:0.....	14
File Name: ICOM-455Q FA-SC57VS 167MHz.da52:0.....	15
File Name: ICOM-455Q FA-SC25V 143MHz.da52:0.....	16
File Name: ICOM-455Q FA-SC28V 155MHz.da52:0.....	17
File Name: ICOM-455Q FA-SC28V 148MHz.da52:0.....	18
File Name: ICOM-455Q FA-SC28V 162MHz.da52:0.....	19
File Name: ICOM-455Q FA-SC29V 167MHz.da52:0.....	20
File Name: ICOM-455Q FA-SC62V 155MHz.da52:0.....	21
File Name: ICOM-455Q FA-SC63V 160MHz.da52:0.....	22
File Name: ICOM-455Q FA-SC61VC 174mm 136MHz.da52:0.....	23
File Name: ICOM-455Q FA-SC61VC 174mm 148.7MHz.da52:0.....	24
File Name: ICOM-455Q FA-SC61VC 174mm 161.3MHz.da52:0.....	25
File Name: ICOM-455Q FA-SC61VC 174mm 174MHz.da52:0.....	26
File Name: ICOM-455Q FA-SC61VC 169mm 140MHz.da52:0.....	27
File Name: ICOM-455Q FA-SC61VC 169mm 155MHz.da52:0.....	28
File Name: ICOM-455Q FA-SC61VC 169mm 167.7MHz.da52:0.....	29
File Name: ICOM-455Q FA-SC61VC 163mm 136MHz.da52:0.....	30
File Name: ICOM-455Q FA-SC61VC 163mm 145MHz.da52:0.....	31
File Name: ICOM-455Q FA-SC61VC 163mm 161.3MHz.da52:0.....	32
File Name: ICOM-455Q FA-SC61VC 163mm 174MHz.da52:0.....	33
File Name: ICOM-455Q FA-SC61VC 157mm 136MHz.da52:0.....	34
File Name: ICOM-455Q FA-SC61VC 157mm 150MHz.da52:0.....	35
File Name: ICOM-455Q FA-SC61VC 157mm 162.7MHz.da52:0.....	36
File Name: ICOM-455Q FA-SC61VC 157mm 174MHz.da52:0.....	37
File Name: ICOM-455Q FA-SC61VC 151mm 142.3MHz.da52:0.....	38
File Name: ICOM-455Q FA-SC61VC 151mm 155MHz.da52:0.....	39
File Name: ICOM-455Q FA-SC61VC 151mm 167.7MHz.da52:0.....	40
File Name: ICOM-455Q FA-SC61VC 146mm 136MHz.da52:0.....	41
File Name: ICOM-455Q FA-SC61VC 146mm 148.7MHz.da52:0.....	42
File Name: ICOM-455Q FA-SC61VC 146mm 160MHz.da52:0.....	43
File Name: ICOM-455Q FA-SC61VC 146mm 174MHz.da52:0.....	44
File Name: ICOM-455Q FA-SC61VC 141mm 142.3MHz.da52:0.....	45
File Name: ICOM-455Q FA-SC61VC 141mm 155MHz.da52:0.....	46
File Name: ICOM-455Q FA-SC61VC 141mm 165MHz.da52:0.....	47
File Name: ICOM-455Q FA-SC61VC 137mm 142.3MHz.da52:0.....	48
File Name: ICOM-455Q FA-SC61VC 137mm 155MHz.da52:0.....	49
File Name: ICOM-455Q FA-SC61VC 137mm 170MHz.da52:0.....	50
File Name: ICOM-455Q FA-SC61VC 133mm 136MHz.da52:0.....	51
File Name: ICOM-455Q FA-SC61VC 133mm 148.7MHz.da52:0.....	52
File Name: ICOM-455Q FA-SC61VC 133mm 161.3MHz.da52:0.....	53
File Name: ICOM-455Q FA-SC61VC 133mm 174MHz.da52:0.....	54
<b>EXHIBIT 4. BODY MEASUREMENT DATA.....</b>	<b>55</b>
File Name: ICOM-455Q FA-SC26VS SP-29.da52:0.....	55

---

File Name: ICOM-455Q FA-SC27VS 146MHz.da52:0.....	56
File Name: ICOM-455Q FA-SC56VS 156MHz.da52:0.....	57
File Name: ICOM-455Q FA-SC57VS 167MHz.da52:0.....	58
File Name: ICOM-455Q FA-SC25V 143MHz.da52:0.....	59
File Name: ICOM-455Q FA-SC28V 148MHz.da52:0.....	60
File Name: ICOM-455Q FA-SC28V 155MHz.da52:0.....	61
File Name: ICOM-455Q FA-SC28V 162MHz.da52:0.....	62
File Name: ICOM-455Q FA-SC29V 167MHz.da52:0.....	63
File Name: ICOM-455Q FA-SC62V 155MHz.da52:0.....	64
File Name: ICOM-455Q FA-SC63V 160MHz.da52:0.....	65
File Name: ICOM-455Q FA-SC61VC 174mm 136MHz.da52:0.....	66
File Name: ICOM-455Q FA-SC61VC 174mm 148.7MHz.da52:0.....	67
File Name: ICOM-455Q FA-SC61VC 174mm 161.3MHz.da52:0.....	68
File Name: ICOM-455Q FA-SC61VC 174mm 174MHz.da52:0.....	69
File Name: ICOM-455Q FA-SC61VC 169mm 140MHz.da52:0.....	70
File Name: ICOM-455Q FA-SC61VC 169mm 155MHz.da52:0.....	71
File Name: ICOM-455Q FA-SC61VC 169mm 167.7MHz.da52:0.....	72
File Name: ICOM-455Q FA-SC61VC 163mm 136MHz.da52:0.....	73
File Name: ICOM-455Q FA-SC61VC 163mm 145MHz.da52:0.....	74
File Name: ICOM-455Q FA-SC61VC 163mm 161.3MHz.da52:0.....	75
File Name: ICOM-455Q FA-SC61VC 163mm 174MHz.da52:0.....	76
File Name: ICOM-455Q FA-SC61VC 157mm 136MHz.da52:0.....	77
File Name: ICOM-455Q FA-SC61VC 157mm 150MHz.da52:0.....	78
File Name: ICOM-455Q FA-SC61VC 157mm 162.7MHz.da52:0.....	79
File Name: ICOM-455Q FA-SC61VC 157mm 174MHz.da52:0.....	80
File Name: ICOM-455Q FA-SC61VC 151mm 142.3MHz.da52:0.....	81
File Name: ICOM-455Q FA-SC61VC 151mm 155MHz.da52:0.....	82
File Name: ICOM-455Q FA-SC61VC 151mm 167.7MHz.da52:0.....	83
File Name: ICOM-455Q FA-SC61VC 146mm 136MHz.da52:0.....	84
File Name: ICOM-455Q FA-SC61VC 146mm 148.7MHz.da52:0.....	85
File Name: ICOM-455Q FA-SC61VC 146mm 160MHz.da52:0.....	86
File Name: ICOM-455Q FA-SC61VC 146mm 174MHz.da52:0.....	87
File Name: ICOM-455Q FA-SC61VC 141mm 142.3MHz.da52:0.....	88
File Name: ICOM-455Q FA-SC61VC 141mm 155MHz.da52:0.....	89
File Name: ICOM-455Q FA-SC61VC 141mm 165MHz.da52:0.....	90
File Name: ICOM-455Q FA-SC61VC 137mm 142.3MHz.da52:0.....	91
File Name: ICOM-455Q FA-SC61VC 137mm 155MHz.da52:0.....	92
File Name: ICOM-455Q FA-SC61VC 137mm 170MHz.da52:0.....	93
File Name: ICOM-455Q FA-SC61VC 133mm 136MHz.da52:0.....	94
File Name: ICOM-455Q FA-SC61VC 133mm 148.7MHz.da52:0.....	95
File Name: ICOM-455Q FA-SC61VC 133mm 161.3MHz.da52:0.....	96
File Name: ICOM-455Q FA-SC61VC 133mm 174MHz.da52:0.....	97

EXHIBIT 1. PRESCAN MEASUREMENT SUMMARY

Belt Clip	Antenna	Power (dBm)	CH	CH. Freq	BODY SAR1g (W/Kg)	BODY SAR10g (W/Kg)
					BP-290	BP-290
				(MHz)	1950mAh	1950mAh
MBB-3	FA-SC26V	36.63	2	140	0.551	0.384
MB-136		36.63	2	140	0.301	0.232

W/ MBB-3

Microphone	Antenna	Power (dBm)	CH	CH. Freq	BODY SAR1g (W/Kg)	BODY SAR10g (W/Kg)
					BP-290	BP-290
				(MHz)	1950mAh	1950mAh
HM-233GP	FA-SC26V	36.63	2	140	0.165	0.106
SP-29 (AD-135)		36.63	2	140	0.285	0.192

Test Laboratory: Ultratech Group of Labs

File Name: [ICOM-455Q\\_FA-SC26VS\\_MBB-3.da52:0](#)

**DUT: IC-F52D; Type: VHF Transceiver; Serial: 11000207**

Communication System: UID 0, CW (0); Frequency: 140 MHz; Duty Cycle: 1:1  
Medium parameters used:  $f = 140$  MHz;  $\sigma = 0.784$  S/m;  $\epsilon_r = 61.745$ ;  $\rho = 1000$  kg/m<sup>3</sup>; Phantom section:  
Flat Section; Measurement Standard: DASY5 (IEEE/IEC/ANSI C63.19-2007)

DASY Configuration:

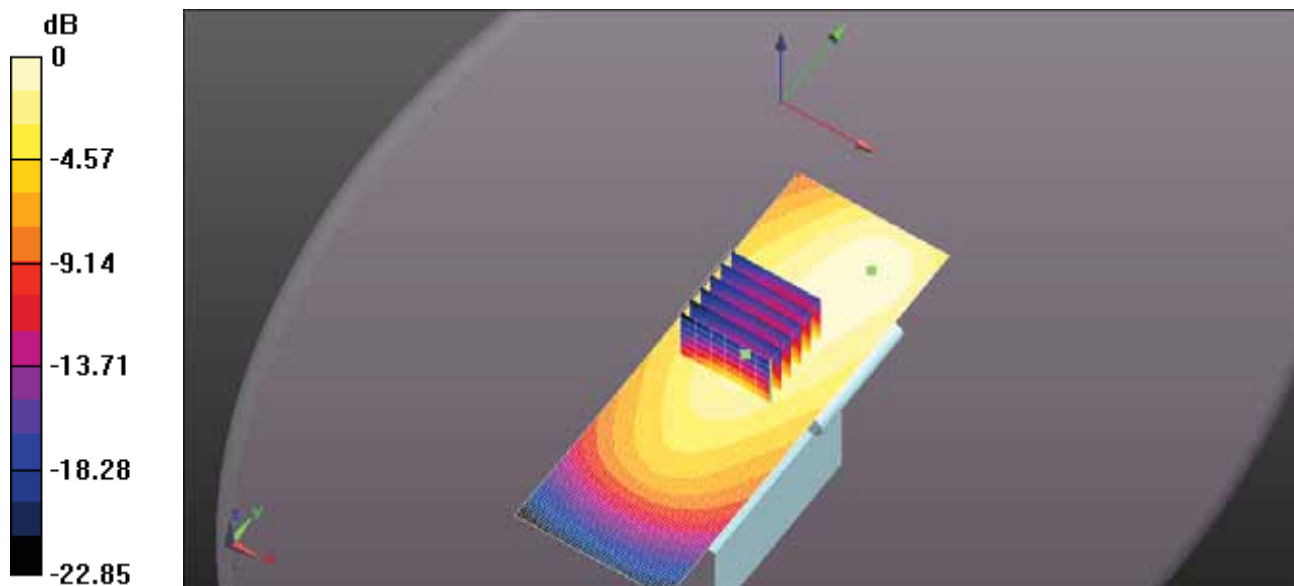
- Probe: EX3DV4 - SN3673; ConvF(10.93, 10.93, 10.93); Calibrated: 3/20/2017;
- Sensor-Surface: 3mm (Mechanical Surface Detection)
- Electronics: DAE4 Sn874; Calibrated: 8/22/2016
- Phantom: ELI 4.0; Type: QD OVA 001 BB; Serial: 1057
- DASY52 52.8.8(1222); SEMCAD X 14.6.10(7331)

**Configuration\_Body\_IC-F52D/Body Back, P=5W, d=0mm/Area Scan (51x141x1):**

Interpolated grid: dx=1.500 mm, dy=1.500 mm  
Maximum value of SAR (interpolated) = 0.696 W/kg

**Configuration\_Body\_IC-F52D/Body Back, P=5W, d=0mm/Zoom Scan (5x5x7)**

**(7x6x7)/Cube 0:** Measurement grid: dx=7.5mm, dy=7.5mm, dz=5mm  
Reference Value = 2.108 V/m; Power Drift = -0.20 dB  
Peak SAR (extrapolated) = 0.879 W/kg  
**SAR(1 g) = 0.551 W/kg; SAR(10 g) = 0.384 W/kg** (SAR corrected for target medium)  
Maximum value of SAR (measured) = 0.646 W/kg



0 dB = 0.696 W/kg = -1.57 dBW/kg

Test Laboratory: Ultratech Group of Labs

File Name: [ICOM-455Q\\_FA-SC26VS\\_MB-136.da52:0](#)

**DUT: IC-F52D; Type: VHF Transceiver; Serial: 11000207**

Communication System: UID 0, CW (0); Frequency: 140 MHz; Duty Cycle: 1:1  
Medium parameters used:  $f = 140$  MHz;  $\sigma = 0.784$  S/m;  $\epsilon_r = 61.745$ ;  $\rho = 1000$  kg/m<sup>3</sup>; Phantom section:  
Flat Section; Measurement Standard: DASYS (IEEE/IEC/ANSI C63.19-2007)

DASY Configuration:

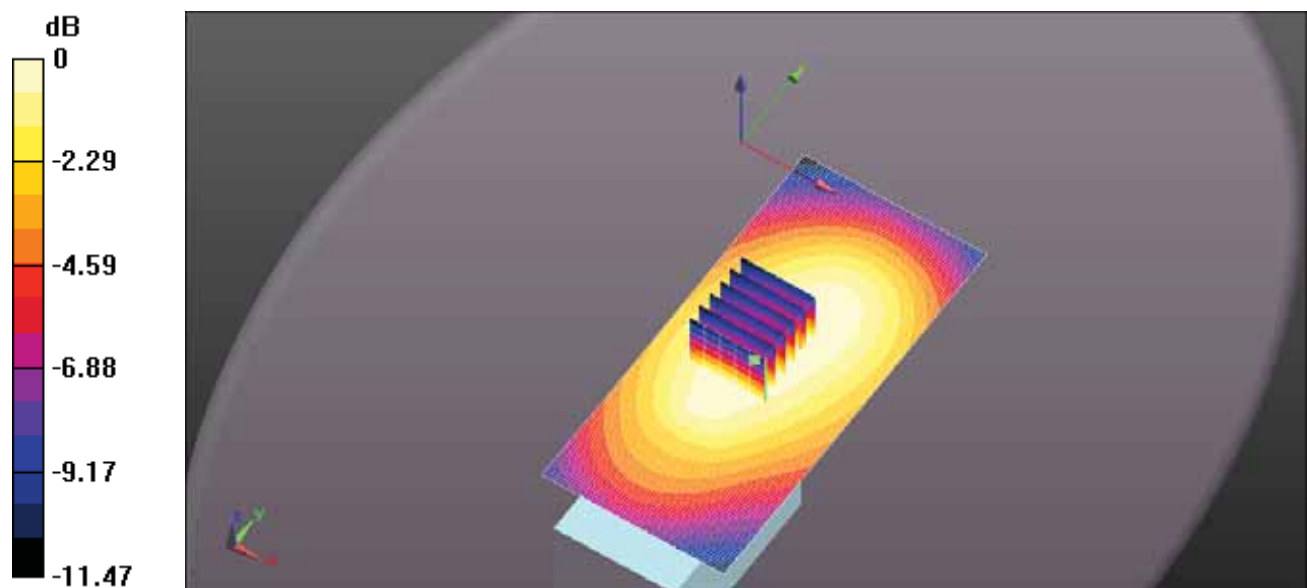
- Probe: EX3DV4 - SN3673; ConvF(10.93, 10.93, 10.93); Calibrated: 3/20/2017;
- Sensor-Surface: 3mm (Mechanical Surface Detection)
- Electronics: DAE4 Sn874; Calibrated: 8/22/2016
- Phantom: ELI 4.0; Type: QD OVA 001 BB; Serial: 1057
- DASYS 52.8.8(1222); SEMCAD X 14.6.10(7331)

**Configuration\_Body\_IC-F52D/Body Back, P=5W, d=0mm/Area Scan (61x131x1):**

Interpolated grid: dx=1.500 mm, dy=1.500 mm  
Maximum value of SAR (interpolated) = 0.331 W/kg

**Configuration\_Body\_IC-F52D/Body Back, P=5W, d=0mm/Zoom Scan (5x5x7)**

**(6x6x7)/Cube 0:** Measurement grid: dx=7.5mm, dy=7.5mm, dz=5mm  
Reference Value = 5.440 V/m; Power Drift = -0.02 dB  
Peak SAR (extrapolated) = 0.395 W/kg  
**SAR(1 g) = 0.301 W/kg; SAR(10 g) = 0.232 W/kg** (SAR corrected for target medium)  
Maximum value of SAR (measured) = 0.332 W/kg



0 dB = 0.331 W/kg = -4.80 dBW/kg

Test Laboratory: Ultratech Group of Labs

File Name: [ICOM-455Q\\_FA-SC26VS\\_HM-233GP.da52:0](#)

**DUT: IC-F52D; Type: VHF Transceiver; Serial: 11000207**

Communication System: UID 0, CW (0); Frequency: 140 MHz; Duty Cycle: 1:1  
Medium parameters used:  $f = 140$  MHz;  $\sigma = 0.784$  S/m;  $\epsilon_r = 61.745$ ;  $\rho = 1000$  kg/m<sup>3</sup>; Phantom section:  
Flat Section; Measurement Standard: DASYS (IEEE/IEC/ANSI C63.19-2007)

DASY Configuration:

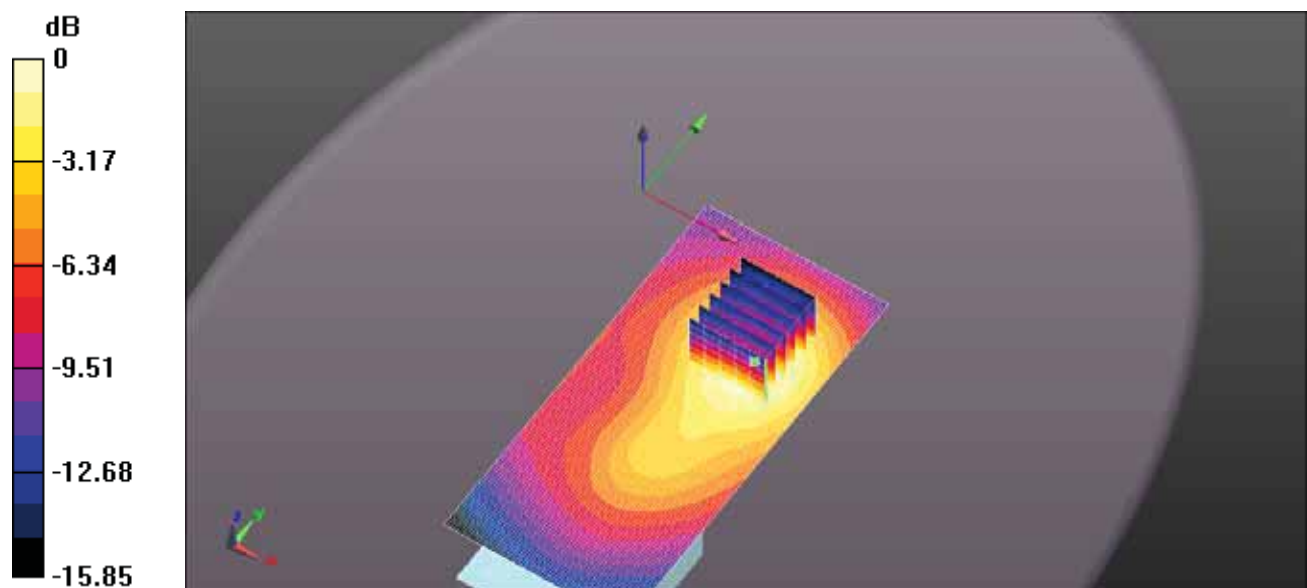
- Probe: EX3DV4 - SN3673; ConvF(10.93, 10.93, 10.93); Calibrated: 3/20/2017;
- Sensor-Surface: 3mm (Mechanical Surface Detection)
- Electronics: DAE4 Sn874; Calibrated: 8/22/2016
- Phantom: ELI 4.0; Type: QD OVA 001 BB; Serial: 1057
- DASYS 52.8.8(1222); SEMCAD X 14.6.10(7331)

**Configuration\_Body\_IC-F52D/Body Back, P=5W, d=0mm/Area Scan (61x131x1):**

Interpolated grid: dx=1.500 mm, dy=1.500 mm  
Maximum value of SAR (interpolated) = 0.204 W/kg

**Configuration\_Body\_IC-F52D/Body Back, P=5W, d=0mm/Zoom Scan (5x5x7)**

**(6x6x7)/Cube 0:** Measurement grid: dx=7.5mm, dy=7.5mm, dz=5mm  
Reference Value = 4.616 V/m; Power Drift = -0.25 dB  
Peak SAR (extrapolated) = 0.269 W/kg  
**SAR(1 g) = 0.165 W/kg; SAR(10 g) = 0.106 W/kg** (SAR corrected for target medium)  
Maximum value of SAR (measured) = 0.194 W/kg



0 dB = 0.204 W/kg = -6.91 dBW/kg

Test Laboratory: Ultratech Group of Labs

File Name: [ICOM-455Q\\_FA-SC26VS\\_SP-29.da52:0](#)

**DUT: IC-F52D; Type: VHF Transceiver; Serial: 11000207**

Communication System: UID 0, CW (0); Frequency: 140 MHz; Duty Cycle: 1:1  
Medium parameters used:  $f = 140$  MHz;  $\sigma = 0.784$  S/m;  $\epsilon_r = 61.745$ ;  $\rho = 1000$  kg/m<sup>3</sup>; Phantom section:  
Flat Section; Measurement Standard: DASYS (IEEE/IEC/ANSI C63.19-2007)

DASY Configuration:

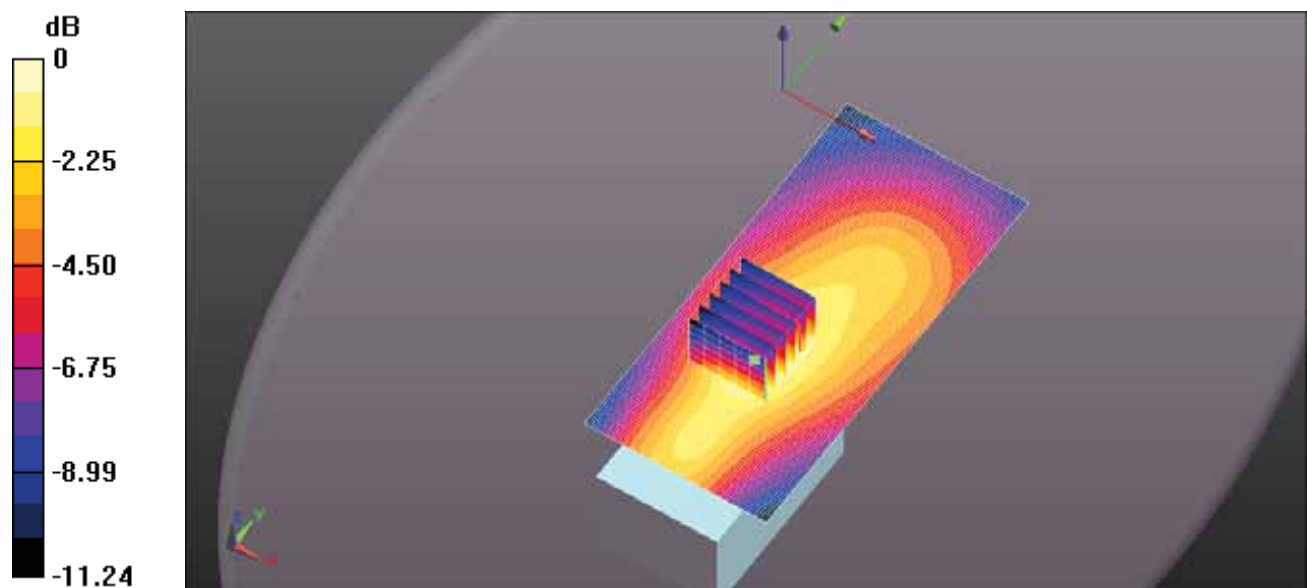
- Probe: EX3DV4 - SN3673; ConvF(10.93, 10.93, 10.93); Calibrated: 3/20/2017;
- Sensor-Surface: 3mm (Mechanical Surface Detection)
- Electronics: DAE4 Sn874; Calibrated: 8/22/2016
- Phantom: ELI 4.0; Type: QD OVA 001 BB; Serial: 1057
- DASYS 52.8.8(1222); SEMCAD X 14.6.10(7331)

**Configuration\_Body\_IC-F52D/Body Back, P=5W, d=0mm/Area Scan (61x131x1):**

Interpolated grid: dx=1.500 mm, dy=1.500 mm  
Maximum value of SAR (interpolated) = 0.334 W/kg

**Configuration\_Body\_IC-F52D/Body Back, P=5W, d=0mm/Zoom Scan (5x5x7)**

**(6x6x7)/Cube 0:** Measurement grid: dx=7.5mm, dy=7.5mm, dz=5mm  
Reference Value = 5.914 V/m; Power Drift = -0.28 dB  
Peak SAR (extrapolated) = 0.464 W/kg  
**SAR(1 g) = 0.285 W/kg; SAR(10 g) = 0.192 W/kg** (SAR corrected for target medium)  
Maximum value of SAR (measured) = 0.338 W/kg



0 dB = 0.334 W/kg = -4.77 dBW/kg



EXHIBIT 2. SAR MEASUREMENT SUMMARY

Antenna	Power (dBm)	CH	CH. Freq	HEAD SAR1g (W/Kg)	HEAD SAR10g (W/Kg)	BODY SAR1g (W/Kg)	BODY SAR10g (W/Kg)
			(MHz)	BP-290	BP-290	BP-290	BP-290
				1950mAh	1950mAh	1950mAh	1950mAh
FA-SC26VS 136-144 MHz	36.62	1	136				
	36.63	2	140	0.405	0.298	0.285	0.192
	36.64	6	144				
FA-S27VS 142-150 MHz	36.64	3	142				
	36.65	8	146	0.525	0.382	0.475	0.339
	36.65	11	150				
FA-S56VS 150-162 MHz	36.65	11	150				
	36.66	13	156	0.18	0.096	0.0965	0.0523
	36.67	18	162				
FA-S57VS 160-174 MHz	36.67	16	160				
	36.65	21	167	0.686	0.507	0.322	0.239
	36.66	25	174				
FA-SC25V 136-150 MHz	36.62	1	136				
	36.64	5	143	0.645	0.505	0.83	0.595
	36.65	11	150				
FA-S28V 148-162 MHz	36.65	9	148	1.04	0.809	1.07	0.795
	36.65	11	150				
	36.66	12	155	1.68	1.31	0.924	0.674
	36.67	15	157.5				
	36.67	18	162	0.872	0.52	0.176	0.134
FA-S29V 160-174 MHz	36.67	16	160				
	36.65	21	167	1.89	1.47	1.34	1.02
	36.66	25	174				
FA-S62V 150-160 MHz	36.65	11	150				
	36.66	12	155	0.815	0.633	1.29	0.985
	36.67	16	160				
FA-S63V 155-165 MHz	36.66	12	155				
	36.67	16	160	0.525	0.41	1.39	1.06
	36.68	20	165				

Cut Antenna	Power (dBm)	CH	CH. Freq	HEAD SAR1g (W/Kg)	HEAD SAR10g (W/Kg)	BODY SAR1g (W/Kg)	BODY SAR10g (W/Kg)
				BP-290	BP-290	BP-290	BP-290
			(MHz)	1950mAh	1950mAh	1950mAh	1950mAh
FA-S61VC 136MHz 174mm	36.62	1	136	0.5	0.394	0.685	0.5
	36.64	4	142.3				
	36.65	10	148.7	0.899	0.706	0.433	0.327
	36.66	12	155				
	36.67	17	161.3	0.156	0.122	0.0648	0.0493
	36.66	22	167.7				
	36.66	25	174	0.124	0.0966	0.0598	0.0456
FA-S61VC 140MHz 169mm	36.62	1	136				
	36.64	2	140	1.02	0.792	0.841	0.6
	36.65	10	148.7				
	36.66	12	155	0.68	0.533	0.302	0.212
	36.67	17	161.3				
	36.66	22	167.7	0.226	0.135	0.096	0.0631
	36.66	25	174				
FA-S61VC 145MHz 163mm	36.62	1	136	0.298	0.234	0.42	0.306
	36.64	4	142.3				
	36.65	7	145	0.676	0.527	0.808	0.586
	36.66	12	155				
	36.67	17	161.3	0.79	0.62	0.183	0.14
	36.66	22	167.7				
	36.66	25	174	0.22	0.172	0.104	0.0787
FA-S61VC 150MHz 157mm	36.62	1	136	0.21	0.165	0.332	0.237
	36.64	5	143				
	36.65	11	150	0.7	0.548	0.894	0.641
	36.66	14	157				
	36.67	19	162.7	1.19	0.931	0.539	0.33
	36.66	23	168.3				
	36.66	25	174	0.382	0.298	0.16	0.122
FA-S61VC 155MHz 151mm	36.62	1	136				
	36.64	4	142.3	0.172	0.135	0.225	0.181
	36.65	10	148.7				
	36.66	12	155	0.42	0.329	0.629	0.477
	36.67	17	161.3				
	36.66	22	167.7	2.36	1.85	1.18	0.898
	36.66	25	174				

Cut Antenna	Power (dBm)	CH	CH. Freq	HEAD SAR1g (W/Kg)	HEAD SAR10g (W/Kg)	BODY SAR1g (W/Kg)	BODY SAR10g (W/Kg)
				BP-290	BP-290	BP-290	BP-290
			(MHz)	1950mAh	1950mAh	1950mAh	1950mAh
FA-S61VC 160MHz 146mm	36.62	1	136	0.121	0.0946	0.191	0.137
	36.64	4	142.3				
	36.65	10	148.7	0.323	0.252	0.4	0.285
	36.66	12	155				
	36.67	16	160	0.672	0.527	0.942	0.714
	36.66	22	167.7				
	36.66	25	174	1.28	1	0.42	0.317
FA-S61VC 165MHz 141mm	36.62	1	136				
	36.64	4	142.3	0.115	0.0904	0.171	0.124
	36.65	10	148.7				
	36.66	12	155	0.244	0.192	0.343	0.261
	36.67	17	161.3				
	36.66	20	165	0.493	0.386	1.04	0.785
	36.66	25	174				
FA-S61VC 170MHz 137mm	36.62	1	136				
	36.64	4	142.3	0.0998	0.0782	0.145	0.105
	36.65	10	148.7				
	36.66	12	155	0.209	0.156	0.28	0.211
	36.67	17	161.3				
	36.66	24	170	0.722	0.564	1.02	0.761
	36.66	25	174				
FA-S61VC 175MHz 133mm	36.62	1	136	0.0759	0.0593	0.139	0.099
	36.64	4	142.3				
	36.65	10	148.7	0.124	0.0967	0.171	0.123
	36.66	12	155				
	36.67	17	161.3	0.221	0.172	0.35	0.262
	36.66	22	167.7				
	36.66	25	174	0.815	0.635	0.905	0.672

## EXHIBIT 3. HEAD MEASUREMENT DATA

File Name: [ICOM-455Q FA-SC26VS 140MHz.da52:0](#)

**DUT: IC-F52D; Type: VHF Transceiver; Serial: 11000207**

Communication System: UID 0, CW (0); Frequency: 140 MHz; Duty Cycle: 1:1  
Medium parameters used:  $f = 140$  MHz;  $\sigma = 0.725$  S/m;  $\epsilon_r = 51.809$ ;  $\rho = 1000$  kg/m<sup>3</sup>; Phantom section:  
Flat Section ; Measurement Standard: DASYS (IEEE/IEC/ANSI C63.19-2007)

DASY Configuration:

- Probe: EX3DV4 - SN3673; ConvF(11.15, 11.15, 11.15); Calibrated: 3/20/2017;
- Sensor-Surface: 3mm (Mechanical Surface Detection)
- Electronics: DAE4 Sn874; Calibrated: 8/22/2016
- Phantom: ELI 4.0; Type: QD OVA 001 BB; Serial: 1057
- DASYS2 52.8.8(1222); SEMCAD X 14.6.10(7331)

**Configuration\_Head\_IC-F52D/Head Front, P=5W, d=25mm/Area Scan (51x141x1):**

Interpolated grid: dx=1.500 mm, dy=1.500 mm

Maximum value of SAR (interpolated) = 0.463 W/kg

**Configuration\_Head\_IC-F52D/Head Front, P=5W, d=25mm/Zoom Scan (5x5x7)**

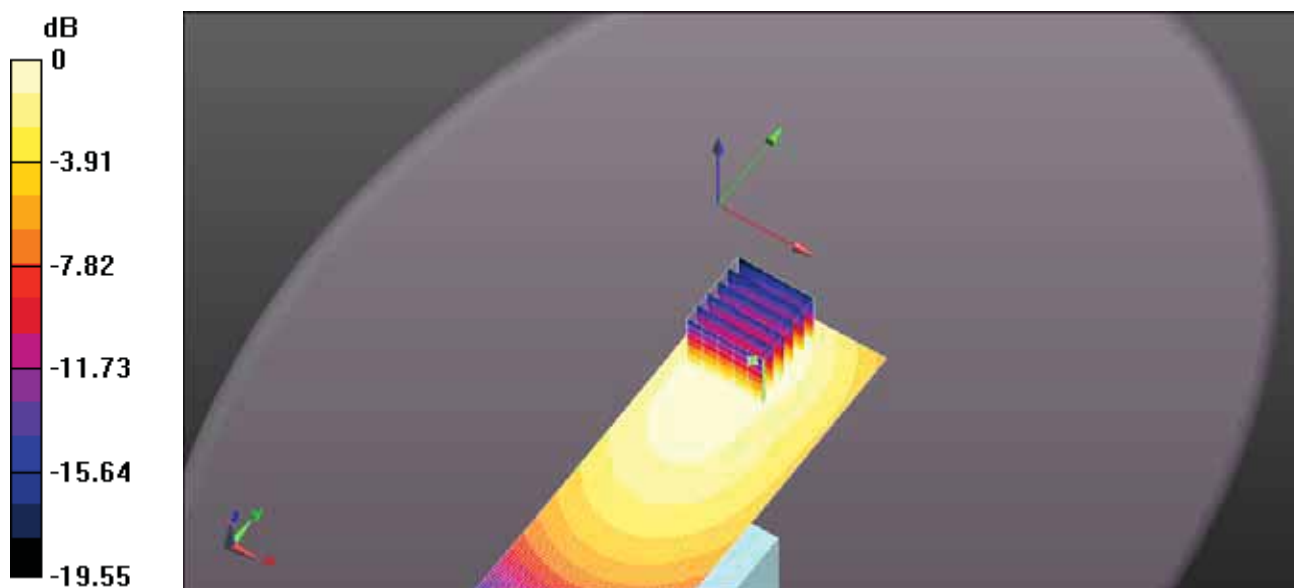
**(6x6x7)/Cube 0:** Measurement grid: dx=7.5mm, dy=7.5mm, dz=5mm

Reference Value = 3.373 V/m; Power Drift = -0.21 dB

Peak SAR (extrapolated) = 0.571 W/kg

**SAR(1 g) = 0.405 W/kg; SAR(10 g) = 0.298 W/kg** (SAR corrected for target medium)

Maximum value of SAR (measured) = 0.453 W/kg



Test Laboratory: Ultratech Group of Labs

File Name: [ICOM-455Q\\_FA-SC27VS\\_146MHz.da52:0](#)

**DUT: IC-F52D; Type: VHF Transceiver; Serial: 11000207**

Communication System: UID 0, CW (0); Frequency: 146 MHz; Duty Cycle: 1:1  
Medium parameters used:  $f = 146 \text{ MHz}$ ;  $\sigma = 0.733 \text{ S/m}$ ;  $\epsilon_r = 50.994$ ;  $\rho = 1000 \text{ kg/m}^3$ ; Phantom section:  
Flat Section; Measurement Standard: DASYS (IEEE/IEC/ANSI C63.19-2007)

DASY Configuration:

- Probe: EX3DV4 - SN3673; ConvF(11.15, 11.15, 11.15); Calibrated: 3/20/2017;
- Sensor-Surface: 3mm (Mechanical Surface Detection)
- Electronics: DAE4 Sn874; Calibrated: 8/22/2016
- Phantom: ELI 4.0; Type: QD OVA 001 BB; Serial: 1057
- DASYS 52.8.8(1222); SEMCAD X 14.6.10(7331)

**Configuration\_Head\_IC-F52D/Head Front, P=5W, d=25mm/Area Scan (51x141x1):**

Interpolated grid:  $dx=1.500 \text{ mm}$ ,  $dy=1.500 \text{ mm}$

Maximum value of SAR (interpolated) = 0.586 W/kg

**Configuration\_Head\_IC-F52D/Head Front, P=5W, d=25mm/Zoom Scan (5x5x7)**

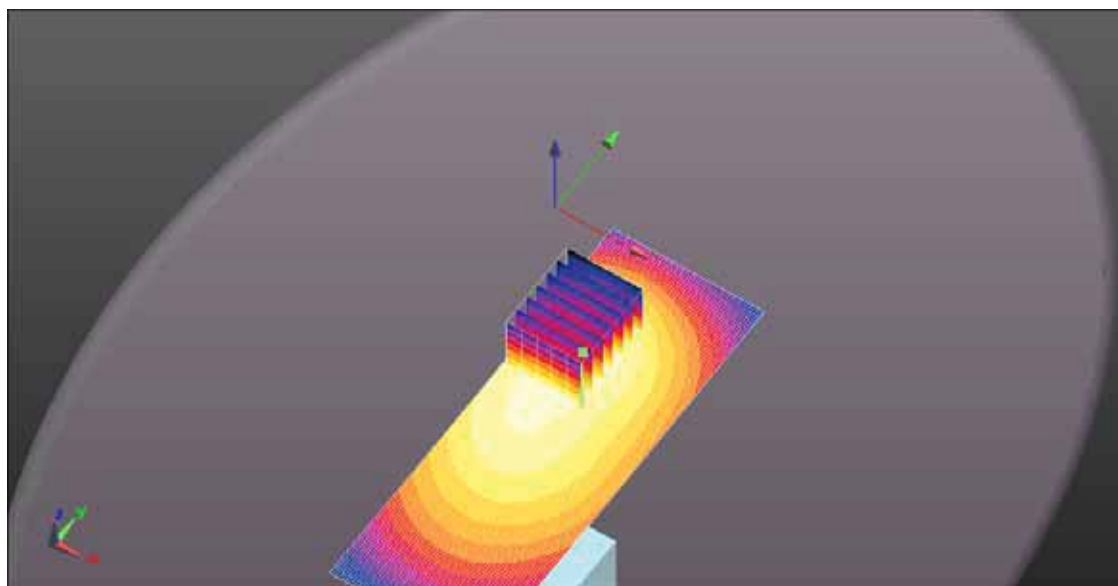
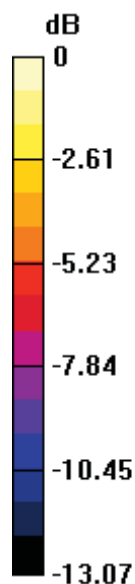
(6x7x7)/Cube 0: Measurement grid:  $dx=7.5\text{mm}$ ,  $dy=7.5\text{mm}$ ,  $dz=5\text{mm}$

Reference Value = 7.202 V/m; Power Drift = 0.14 dB

Peak SAR (extrapolated) = 0.751 W/kg

**SAR(1 g) = 0.525 W/kg; SAR(10 g) = 0.382 W/kg** (SAR corrected for target medium)

Maximum value of SAR (measured) = 0.593 W/kg



0 dB = 0.586 W/kg = -2.32 dBW/kg

Test Laboratory: Ultratech Group of Labs

File Name: [ICOM-455Q\\_FA-SC56VS\\_156MHz.da52:0](#)

**DUT: IC-F52D; Type: VHF Transceiver; Serial: 11000207**

Communication System: UID 0, CW (0); Frequency: 156 MHz; Duty Cycle: 1:1  
Medium parameters used:  $f = 156$  MHz;  $\sigma = 0.748$  S/m;  $\epsilon_r = 49.693$ ;  $\rho = 1000$  kg/m<sup>3</sup>; Phantom section:  
Flat Section; Measurement Standard: DASY5 (IEEE/IEC/ANSI C63.19-2007)

DASY Configuration:

- Probe: EX3DV4 - SN3673; ConvF(11.15, 11.15, 11.15); Calibrated: 3/20/2017;
- Sensor-Surface: 3mm (Mechanical Surface Detection)
- Electronics: DAE4 Sn874; Calibrated: 8/22/2016
- Phantom: ELI 4.0; Type: QD OVA 001 BB; Serial: 1057
- DASY52 52.8.8(1222); SEMCAD X 14.6.10(7331)

**Configuration\_Head\_IC-F52D/Head Front, P=5W, d=25mm/Area Scan (61x131x1):**

Interpolated grid: dx=1.500 mm, dy=1.500 mm

Maximum value of SAR (interpolated) = 0.225 W/kg

**Configuration\_Head\_IC-F52D/Head Front, P=5W, d=25mm/Zoom Scan (5x5x7)**

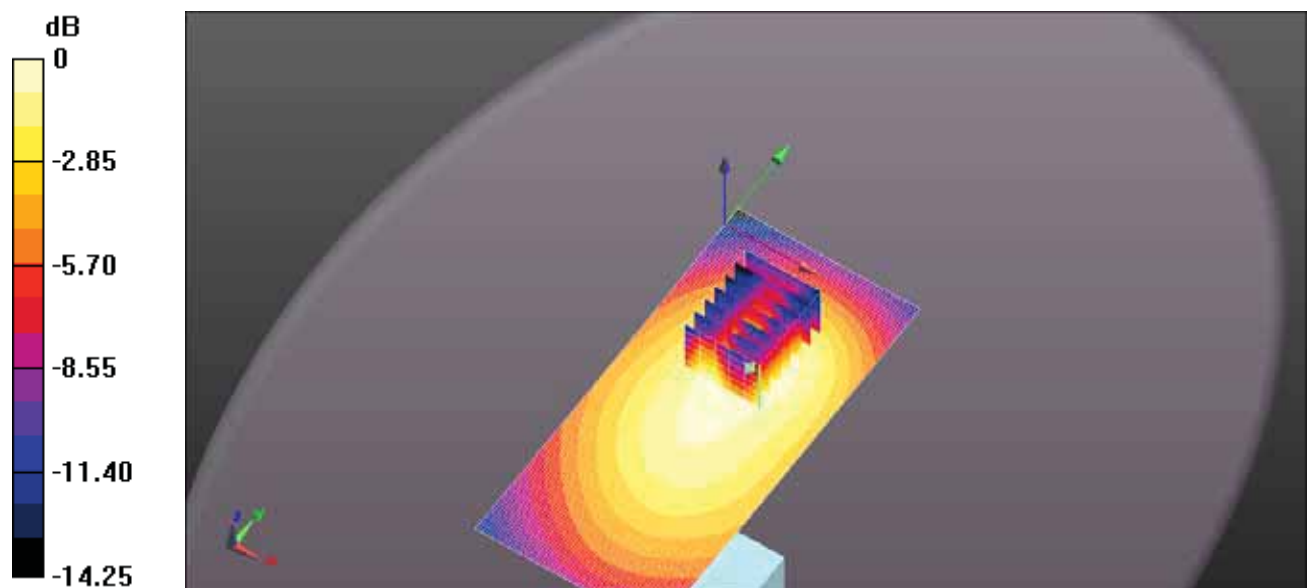
**(6x7x7)/Cube 0:** Measurement grid: dx=7.5mm, dy=7.5mm, dz=5mm

Reference Value = 3.456 V/m; Power Drift = 0.06 dB

Peak SAR (extrapolated) = 0.321 W/kg

**SAR(1 g) = 0.180 W/kg; SAR(10 g) = 0.096 W/kg** (SAR corrected for target medium)

Maximum value of SAR (measured) = 0.212 W/kg



0 dB = 0.225 W/kg = -6.49 dBW/kg

Test Laboratory: Ultratech Group of Labs

File Name: [ICOM-455Q\\_FA-SC57VS 167MHz.da52:0](#)

**DUT: IC-F52D; Type: VHF Transceiver; Serial: 11000207**

Communication System: UID 0, CW (0); Frequency: 167 MHz; Duty Cycle: 1:1  
Medium parameters used (interpolated):  $f = 167$  MHz;  $\sigma = 0.759$  S/m;  $\epsilon_r = 48.668$ ;  $\rho = 1000$  kg/m<sup>3</sup> ;  
Phantom section: Flat Section ; Measurement Standard: DASYS (IEEE/IEC/ANSI C63.19-2007)

DASY Configuration:

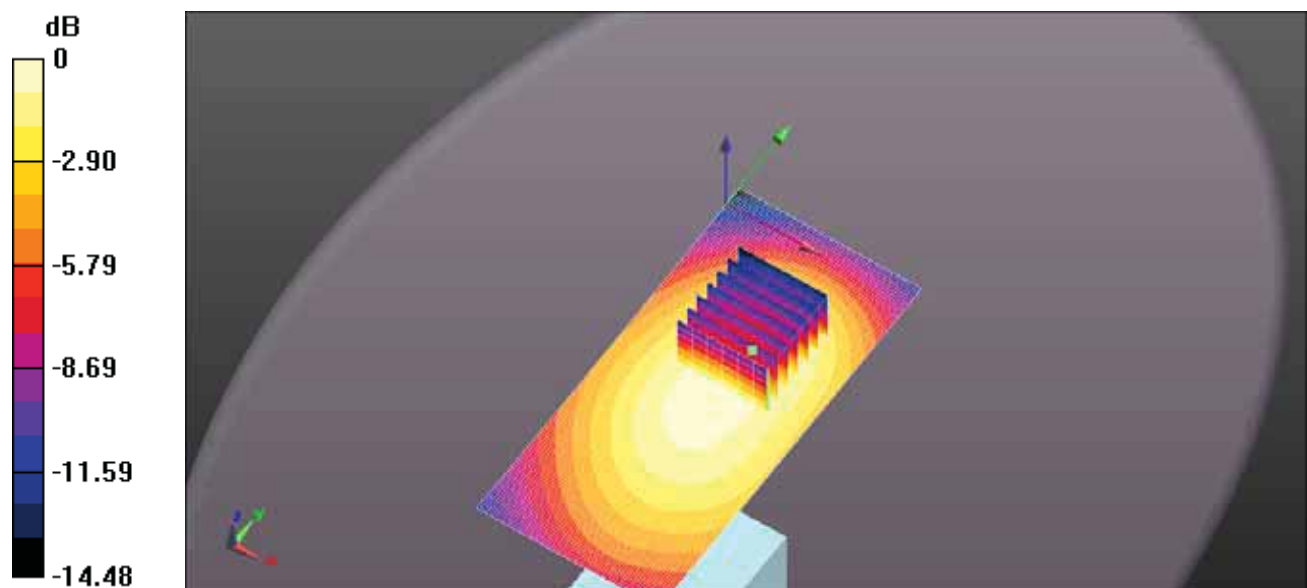
- Probe: EX3DV4 - SN3673; ConvF(11.15, 11.15, 11.15); Calibrated: 3/20/2017;
- Sensor-Surface: 3mm (Mechanical Surface Detection)
- Electronics: DAE4 Sn874; Calibrated: 8/22/2016
- Phantom: ELI 4.0; Type: QD OVA 001 BB; Serial: 1057
- DASYS 52.8.8(1222); SEMCAD X 14.6.10(7331)

**Configuration\_Head\_IC-F52D/Head Front, P=5W, d=25mm/Area Scan (61x131x1):**

Interpolated grid: dx=1.500 mm, dy=1.500 mm  
Maximum value of SAR (interpolated) = 0.773 W/kg

**Configuration\_Head\_IC-F52D/Head Front, P=5W, d=25mm/Zoom Scan (5x5x7)**

**(7x7x7)/Cube 0:** Measurement grid: dx=7.5mm, dy=7.5mm, dz=5mm  
Reference Value = 6.061 V/m; Power Drift = 0.04 dB  
Peak SAR (extrapolated) = 0.963 W/kg  
**SAR(1 g) = 0.686 W/kg; SAR(10 g) = 0.507 W/kg** (SAR corrected for target medium)  
Maximum value of SAR (measured) = 0.771 W/kg



0 dB = 0.773 W/kg = -1.12 dBW/kg

Test Laboratory: Ultratech Group of Labs

File Name: [ICOM-455Q\\_FA-SC25V\\_143MHz\\_da52:0](#)

**DUT: IC-F52D; Type: VHF Transceiver; Serial: 11000207**

Communication System: UID 0, CW (0); Frequency: 143 MHz; Duty Cycle: 1:1  
Medium parameters used (interpolated):  $f = 143 \text{ MHz}$ ;  $\sigma = 0.73 \text{ S/m}$ ;  $\epsilon_r = 51.388$ ;  $\rho = 1000 \text{ kg/m}^3$  ;  
Phantom section: Flat Section ; Measurement Standard: DASYS (IEEE/IEC/ANSI C63.19-2007)

DASY Configuration:

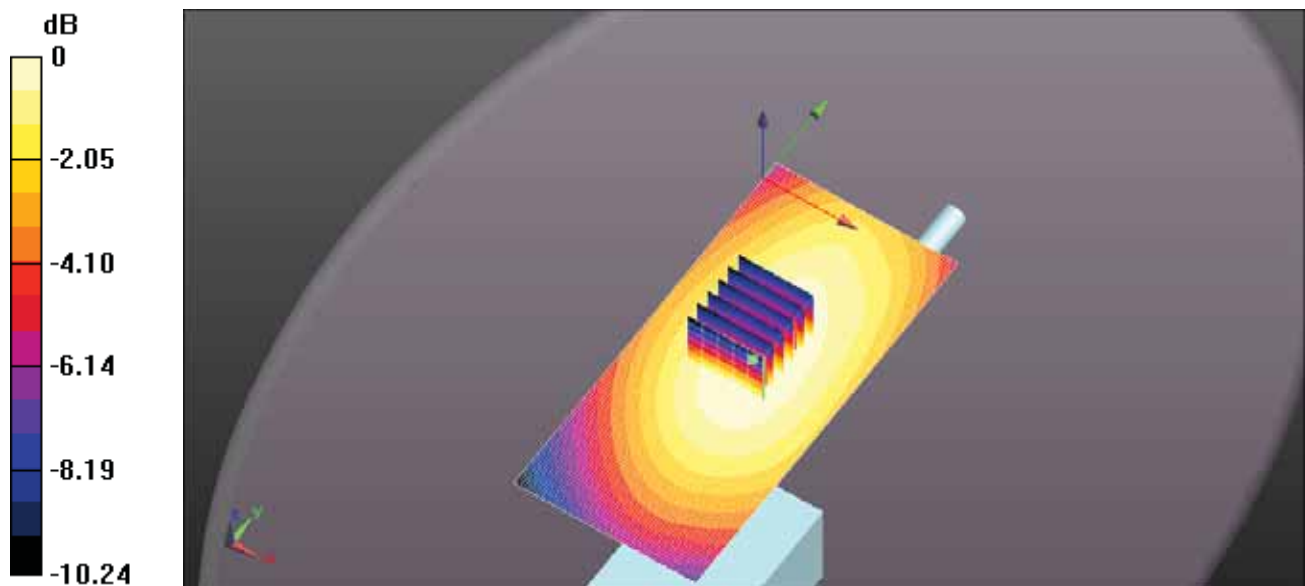
- Probe: EX3DV4 - SN3673; ConvF(11.15, 11.15, 11.15); Calibrated: 3/20/2017;
- Sensor-Surface: 3mm (Mechanical Surface Detection)
- Electronics: DAE4 Sn874; Calibrated: 8/22/2016
- Phantom: ELI 4.0; Type: QD OVA 001 BB; Serial: 1057
- DASYS 52.8.8(1222); SEMCAD X 14.6.10(7331)

**Configuration\_Head\_IC-F52D/Head Front, P=5W, d=25mm/Area Scan (61x131x1):**

Interpolated grid:  $dx=1.500 \text{ mm}$ ,  $dy=1.500 \text{ mm}$   
Maximum value of SAR (interpolated) =  $0.703 \text{ W/kg}$

**Configuration\_Head\_IC-F52D/Head Front, P=5W, d=25mm/Zoom Scan (5x5x7)**

**(6x6x7)/Cube 0:** Measurement grid:  $dx=7.5\text{mm}$ ,  $dy=7.5\text{mm}$ ,  $dz=5\text{mm}$   
Reference Value =  $15.43 \text{ V/m}$ ; Power Drift =  $-0.01 \text{ dB}$   
Peak SAR (extrapolated) =  $0.834 \text{ W/kg}$   
**SAR(1 g) =  $0.645 \text{ W/kg}$ ; SAR(10 g) =  $0.505 \text{ W/kg}$**  (SAR corrected for target medium)  
Maximum value of SAR (measured) =  $0.706 \text{ W/kg}$



0 dB =  $0.703 \text{ W/kg} = -1.53 \text{ dBW/kg}$



Test Laboratory: Ultratech Group of Labs

File Name: [ICOM-455Q\\_FA-SC28V\\_155MHz\\_da52:0](#)

**DUT: IC-F52D; Type: VHF Transceiver; Serial: 11000207**

Communication System: UID 0, CW (0); Frequency: 155 MHz; Duty Cycle: 1:1  
Medium parameters used (interpolated):  $f = 155 \text{ MHz}$ ;  $\sigma = 0.747 \text{ S/m}$ ;  $\epsilon_r = 49.898$ ;  $\rho = 1000 \text{ kg/m}^3$  ;  
Phantom section: Flat Section ; Measurement Standard: DASYS (IEEE/IEC/ANSI C63.19-2007)

DASY Configuration:

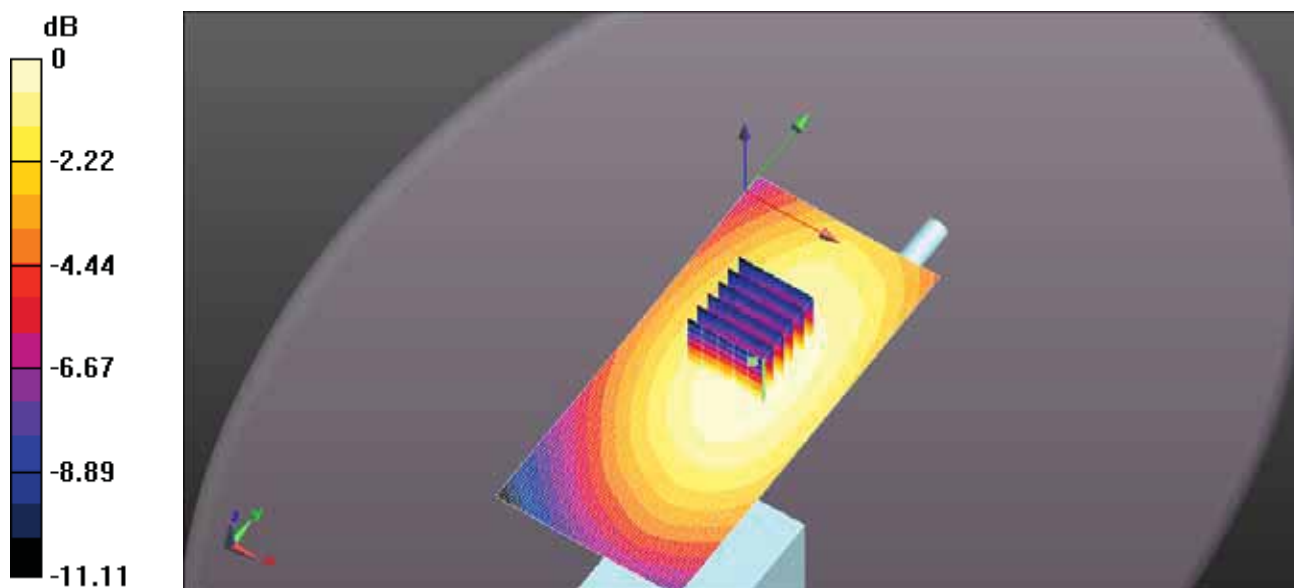
- Probe: EX3DV4 - SN3673; ConvF(11.15, 11.15, 11.15); Calibrated: 3/20/2017;
- Sensor-Surface: 3mm (Mechanical Surface Detection)
- Electronics: DAE4 Sn874; Calibrated: 8/22/2016
- Phantom: ELI 4.0; Type: QD OVA 001 BB; Serial: 1057
- DASYS 52.8.8(1222); SEMCAD X 14.6.10(7331)

**Configuration\_Head\_IC-F52D/Head Front, P=5W, d=25mm/Area Scan (61x131x1):**

Interpolated grid:  $dx=1.500 \text{ mm}$ ,  $dy=1.500 \text{ mm}$   
Maximum value of SAR (interpolated) = 1.99 W/kg

**Configuration\_Head\_IC-F52D/Head Front, P=5W, d=25mm/Zoom Scan (5x5x7)**

**(6x6x7)/Cube 0:** Measurement grid:  $dx=7.5\text{mm}$ ,  $dy=7.5\text{mm}$ ,  $dz=5\text{mm}$   
Reference Value = 23.39 V/m; Power Drift = -0.05 dB  
Peak SAR (extrapolated) = 2.20 W/kg  
**SAR(1 g) = 1.68 W/kg; SAR(10 g) = 1.31 W/kg** (SAR corrected for target medium)  
Maximum value of SAR (measured) = 1.85 W/kg



0 dB = 1.99 W/kg = 2.99 dBW/kg

Test Laboratory: Ultratech Group of Labs

File Name: [ICOM-455Q\\_FA-SC28V\\_148MHz\\_da52:0](#)

**DUT: IC-F52D; Type: VHF Transceiver; Serial: 11000207**

Communication System: UID 0, CW (0); Frequency: 148 MHz; Duty Cycle: 1:1  
Medium parameters used:  $f = 148 \text{ MHz}$ ;  $\sigma = 0.737 \text{ S/m}$ ;  $\epsilon_r = 50.801$ ;  $\rho = 1000 \text{ kg/m}^3$ ; Phantom section:  
Flat Section ; Measurement Standard: DASYS (IEEE/IEC/ANSI C63.19-2007)

DASY Configuration:

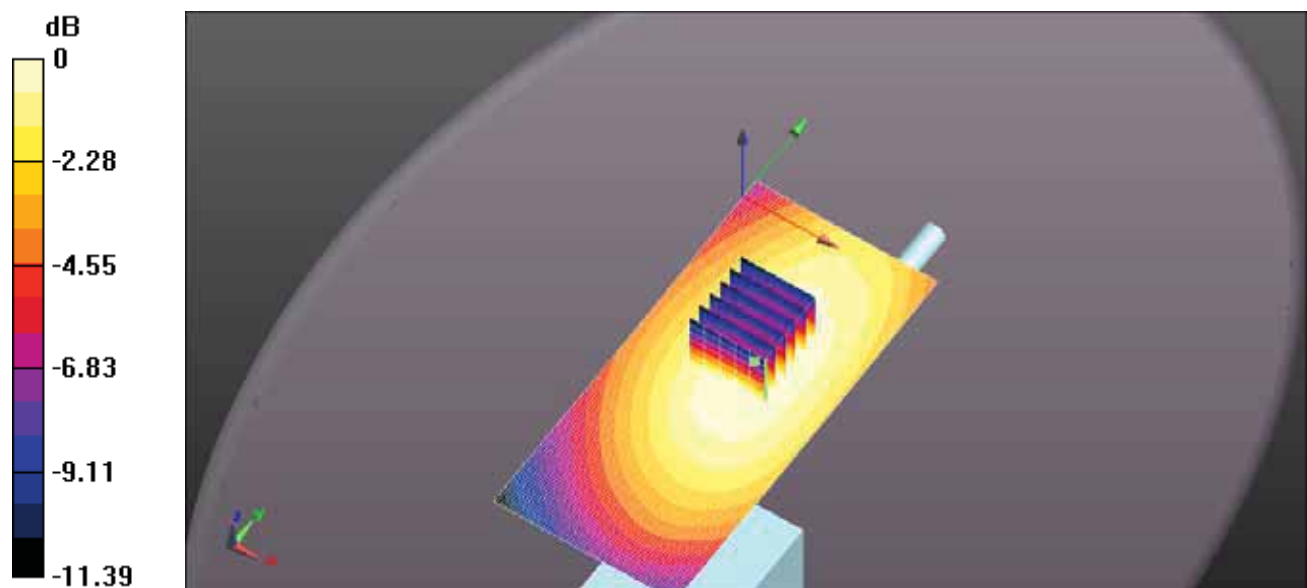
- Probe: EX3DV4 - SN3673; ConvF(11.15, 11.15, 11.15); Calibrated: 3/20/2017;
- Sensor-Surface: 3mm (Mechanical Surface Detection)
- Electronics: DAE4 Sn874; Calibrated: 8/22/2016
- Phantom: ELI 4.0; Type: QD OVA 001 BB; Serial: 1057
- DASYS 52.8.8(1222); SEMCAD X 14.6.10(7331)

**Configuration\_Head\_IC-F52D/Head Front, P=5W, d=25mm/Area Scan (61x131x1):**

Interpolated grid:  $dx=1.500 \text{ mm}$ ,  $dy=1.500 \text{ mm}$   
Maximum value of SAR (interpolated) = 1.16 W/kg

**Configuration\_Head\_IC-F52D/Head Front, P=5W, d=25mm/Zoom Scan (5x5x7)**

**(6x6x7)/Cube 0:** Measurement grid:  $dx=7.5\text{mm}$ ,  $dy=7.5\text{mm}$ ,  $dz=5\text{mm}$   
Reference Value = 17.86 V/m; Power Drift = 0.01 dB  
Peak SAR (extrapolated) = 1.36 W/kg  
**SAR(1 g) = 1.04 W/kg; SAR(10 g) = 0.809 W/kg** (SAR corrected for target medium)  
Maximum value of SAR (measured) = 1.14 W/kg



0 dB = 1.16 W/kg = 0.63 dBW/kg

Test Laboratory: Ultratech Group of Labs

File Name: [ICOM-455Q\\_FA-SC28V\\_162MHz\\_da52:0](#)

**DUT: IC-F52D; Type: VHF Transceiver; Serial: 11000207**

Communication System: UID 0, CW (0); Frequency: 162 MHz; Duty Cycle: 1:1  
Medium parameters used:  $f = 162$  MHz;  $\sigma = 0.754$  S/m;  $\epsilon_r = 49.005$ ;  $\rho = 1000$  kg/m<sup>3</sup>; Phantom section:  
Flat Section; Measurement Standard: DASYS (IEEE/IEC/ANSI C63.19-2007)

DASY Configuration:

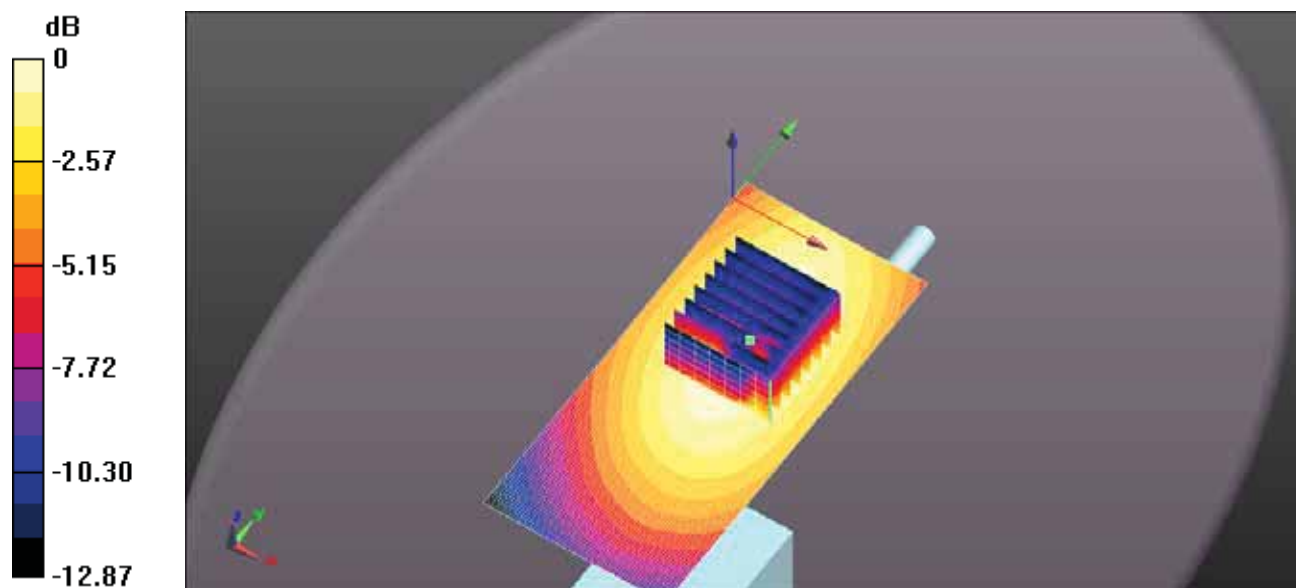
- Probe: EX3DV4 - SN3673; ConvF(11.15, 11.15, 11.15); Calibrated: 3/20/2017;
- Sensor-Surface: 3mm (Mechanical Surface Detection)
- Electronics: DAE4 Sn874; Calibrated: 8/22/2016
- Phantom: ELI 4.0; Type: QD OVA 001 BB; Serial: 1057
- DASYS 52.8.8(1222); SEMCAD X 14.6.10(7331)

**Configuration\_Head\_IC-F52D/Head Front, P=5W, d=25mm/Area Scan (61x131x1):**

Interpolated grid: dx=1.500 mm, dy=1.500 mm  
Maximum value of SAR (interpolated) = 1.31 W/kg

**Configuration\_Head\_IC-F52D/Head Front, P=5W, d=25mm/Zoom Scan (5x5x7)**

**(8x8x7)/Cube 0:** Measurement grid: dx=7.5mm, dy=7.5mm, dz=5mm  
Reference Value = 21.05 V/m; Power Drift = -0.29 dB  
Peak SAR (extrapolated) = 2.13 W/kg  
**SAR(1 g) = 0.872 W/kg; SAR(10 g) = 0.520 W/kg** (SAR corrected for target medium)  
Maximum value of SAR (measured) = 1.17 W/kg



0 dB = 1.31 W/kg = 1.19 dBW/kg

Test Laboratory: Ultratech Group of Labs

File Name: [ICOM-455Q\\_FA-SC29V\\_167MHz\\_da52:0](#)

**DUT: IC-F52D; Type: VHF Transceiver; Serial: 11000207**

Communication System: UID 0, CW (0); Frequency: 167 MHz; Duty Cycle: 1:1  
Medium parameters used (interpolated):  $f = 167$  MHz;  $\sigma = 0.759$  S/m;  $\epsilon_r = 48.668$ ;  $\rho = 1000$  kg/m<sup>3</sup> ;  
Phantom section: Flat Section ; Measurement Standard: DASYS (IEEE/IEC/ANSI C63.19-2007)

DASY Configuration:

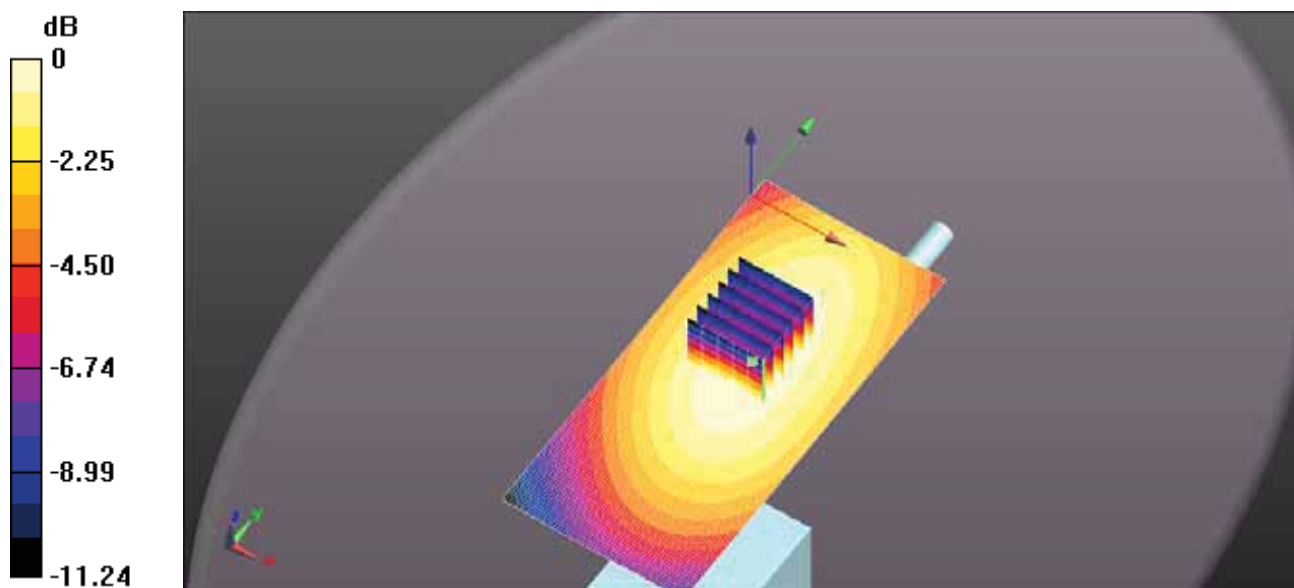
- Probe: EX3DV4 - SN3673; ConvF(11.15, 11.15, 11.15); Calibrated: 3/20/2017;
- Sensor-Surface: 3mm (Mechanical Surface Detection)
- Electronics: DAE4 Sn874; Calibrated: 8/22/2016
- Phantom: ELI 4.0; Type: QD OVA 001 BB; Serial: 1057
- DASYS 52.8.8(1222); SEMCAD X 14.6.10(7331)

**Configuration\_Head\_IC-F52D/Head Front, P=5W, d=25mm/Area Scan (61x131x1):**

Interpolated grid: dx=1.500 mm, dy=1.500 mm  
Maximum value of SAR (interpolated) = 2.08 W/kg

**Configuration\_Head\_IC-F52D/Head Front, P=5W, d=25mm/Zoom Scan (5x5x7)**

**(6x6x7)/Cube 0:** Measurement grid: dx=7.5mm, dy=7.5mm, dz=5mm  
Reference Value = 25.79 V/m; Power Drift = -0.06 dB  
Peak SAR (extrapolated) = 2.44 W/kg  
**SAR(1 g) = 1.89 W/kg; SAR(10 g) = 1.47 W/kg** (SAR corrected for target medium)  
Maximum value of SAR (measured) = 2.07 W/kg



0 dB = 2.08 W/kg = 3.17 dBW/kg

Test Laboratory: Ultratech Group of Labs

File Name: [ICOM-455Q\\_FA-SC62V\\_155MHz\\_da52:0](#)

**DUT: IC-F52D; Type: VHF Transceiver; Serial: 11000207**

Communication System: UID 0, CW (0); Frequency: 155 MHz; Duty Cycle: 1:1  
Medium parameters used (interpolated):  $f = 155$  MHz;  $\sigma = 0.747$  S/m;  $\epsilon_r = 49.898$ ;  $\rho = 1000$  kg/m<sup>3</sup> ;  
Phantom section: Flat Section ; Measurement Standard: DASYS (IEEE/IEC/ANSI C63.19-2007)

DASY Configuration:

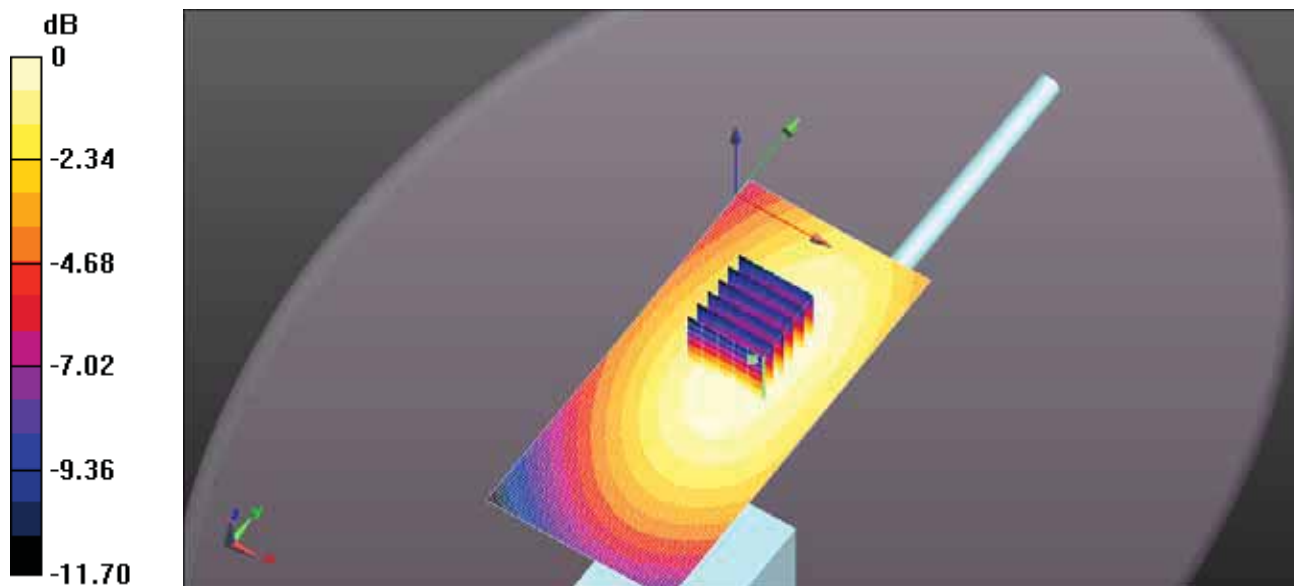
- Probe: EX3DV4 - SN3673; ConvF(11.15, 11.15, 11.15); Calibrated: 3/20/2017;
- Sensor-Surface: 3mm (Mechanical Surface Detection)
- Electronics: DAE4 Sn874; Calibrated: 8/22/2016
- Phantom: ELI 4.0; Type: QD OVA 001 BB; Serial: 1057
- DASYS 52.8.8(1222); SEMCAD X 14.6.10(7331)

**Configuration\_Head\_IC-F52D/Head Front, P=5W, d=25mm/Area Scan (61x131x1):**

Interpolated grid: dx=1.500 mm, dy=1.500 mm  
Maximum value of SAR (interpolated) = 0.884 W/kg

**Configuration\_Head\_IC-F52D/Head Front, P=5W, d=25mm/Zoom Scan (5x5x7)**

**(6x6x7)/Cube 0:** Measurement grid: dx=7.5mm, dy=7.5mm, dz=5mm  
Reference Value = 16.23 V/m; Power Drift = -0.01 dB  
Peak SAR (extrapolated) = 1.06 W/kg  
**SAR(1 g) = 0.815 W/kg; SAR(10 g) = 0.633 W/kg** (SAR corrected for target medium)  
Maximum value of SAR (measured) = 0.895 W/kg



0 dB = 0.884 W/kg = -0.54 dBW/kg

Test Laboratory: Ultratech Group of Labs

File Name: [ICOM-455Q\\_FA-SC63V\\_160MHz\\_da52:0](#)

**DUT: IC-F52D; Type: VHF Transceiver; Serial: 11000207**

Communication System: UID 0, CW (0); Frequency: 160 MHz; Duty Cycle: 1:1  
Medium parameters used:  $f = 160$  MHz;  $\sigma = 0.751$  S/m;  $\epsilon_r = 49.187$ ;  $\rho = 1000$  kg/m<sup>3</sup>; Phantom section:  
Flat Section; Measurement Standard: DASY5 (IEEE/IEC/ANSI C63.19-2007)

DASY Configuration:

- Probe: EX3DV4 - SN3673; ConvF(11.15, 11.15, 11.15); Calibrated: 3/20/2017;
- Sensor-Surface: 3mm (Mechanical Surface Detection)
- Electronics: DAE4 Sn874; Calibrated: 8/22/2016
- Phantom: ELI 4.0; Type: QD OVA 001 BB; Serial: 1057
- DASY52 52.8.8(1222); SEMCAD X 14.6.10(7331)

**Configuration\_Head\_IC-F52D/Head Front, P=5W, d=25mm/Area Scan (61x131x1):**

Interpolated grid: dx=1.500 mm, dy=1.500 mm

Maximum value of SAR (interpolated) = 0.571 W/kg

**Configuration\_Head\_IC-F52D/Head Front, P=5W, d=25mm/Zoom Scan (5x5x7)**

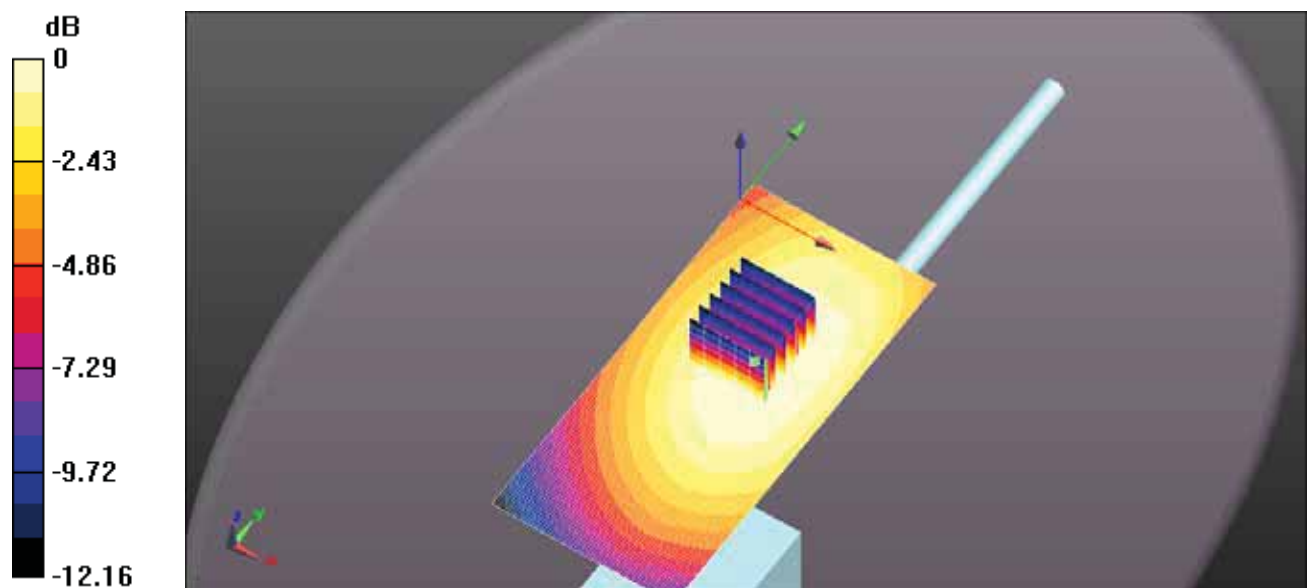
**(6x6x7)/Cube 0:** Measurement grid: dx=7.5mm, dy=7.5mm, dz=5mm

Reference Value = 14.29 V/m; Power Drift = 0.00 dB

Peak SAR (extrapolated) = 0.678 W/kg

**SAR(1 g) = 0.525 W/kg; SAR(10 g) = 0.410 W/kg** (SAR corrected for target medium)

Maximum value of SAR (measured) = 0.576 W/kg



0 dB = 0.571 W/kg = -2.43 dBW/kg

Test Laboratory: Ultratech Group of Labs

File Name: [ICOM-455Q\\_FA-SC61VC 174mm 136MHz.da52:0](#)

**DUT: IC-F52D; Type: VHF Transceiver; Serial: 11000207**

Communication System: UID 0, CW (0); Frequency: 136 MHz; Duty Cycle: 1:1  
Medium parameters used:  $f = 136$  MHz;  $\sigma = 0.722$  S/m;  $\epsilon_r = 52.348$ ;  $\rho = 1000$  kg/m<sup>3</sup>; Phantom section:  
Flat Section; Measurement Standard: DASYS (IEEE/IEC/ANSI C63.19-2007)

DASY Configuration:

- Probe: EX3DV4 - SN3673; ConvF(11.15, 11.15, 11.15); Calibrated: 3/20/2017;
- Sensor-Surface: 3mm (Mechanical Surface Detection)
- Electronics: DAE4 Sn874; Calibrated: 8/22/2016
- Phantom: ELI 4.0; Type: QD OVA 001 BB; Serial: 1057
- DASYS2 52.8.8(1222); SEMCAD X 14.6.10(7331)

**Configuration\_Head\_IC-F52D/Head Front, P=5W, d=25mm/Area Scan (61x131x1):**

Interpolated grid: dx=1.500 mm, dy=1.500 mm

Maximum value of SAR (interpolated) = 0.551 W/kg

**Configuration\_Head\_IC-F52D/Head Front, P=5W, d=25mm/Zoom Scan (5x5x7)**

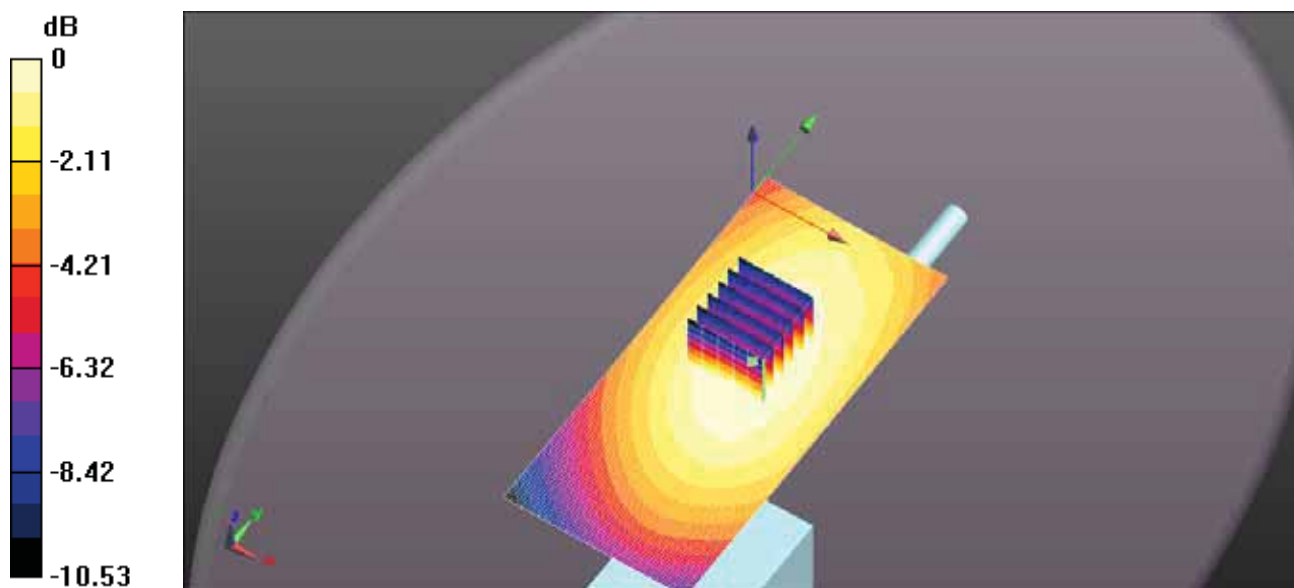
**(6x6x7)/Cube 0:** Measurement grid: dx=7.5mm, dy=7.5mm, dz=5mm

Reference Value = 15.27 V/m; Power Drift = -0.11 dB

Peak SAR (extrapolated) = 0.645 W/kg

**SAR(1 g) = 0.500 W/kg; SAR(10 g) = 0.394 W/kg** (SAR corrected for target medium)

Maximum value of SAR (measured) = 0.548 W/kg



0 dB = 0.551 W/kg = -2.59 dBW/kg

Test Laboratory: Ultratech Group of Labs

File Name: [ICOM-455Q\\_FA-SC61VC 174mm 148.7MHz.da52:0](#)

**DUT: IC-F52D; Type: VHF Transceiver; Serial: 11000207**

Communication System: UID 0, CW (0); Frequency: 148.7 MHz; Duty Cycle: 1:1  
Medium parameters used (interpolated):  $f = 148.7$  MHz;  $\sigma = 0.737$  S/m;  $\epsilon_r = 50.704$ ;  $\rho = 1000$  kg/m<sup>3</sup> ;  
Phantom section: Flat Section ; Measurement Standard: DASY5 (IEEE/IEC/ANSI C63.19-2007)

DASY Configuration:

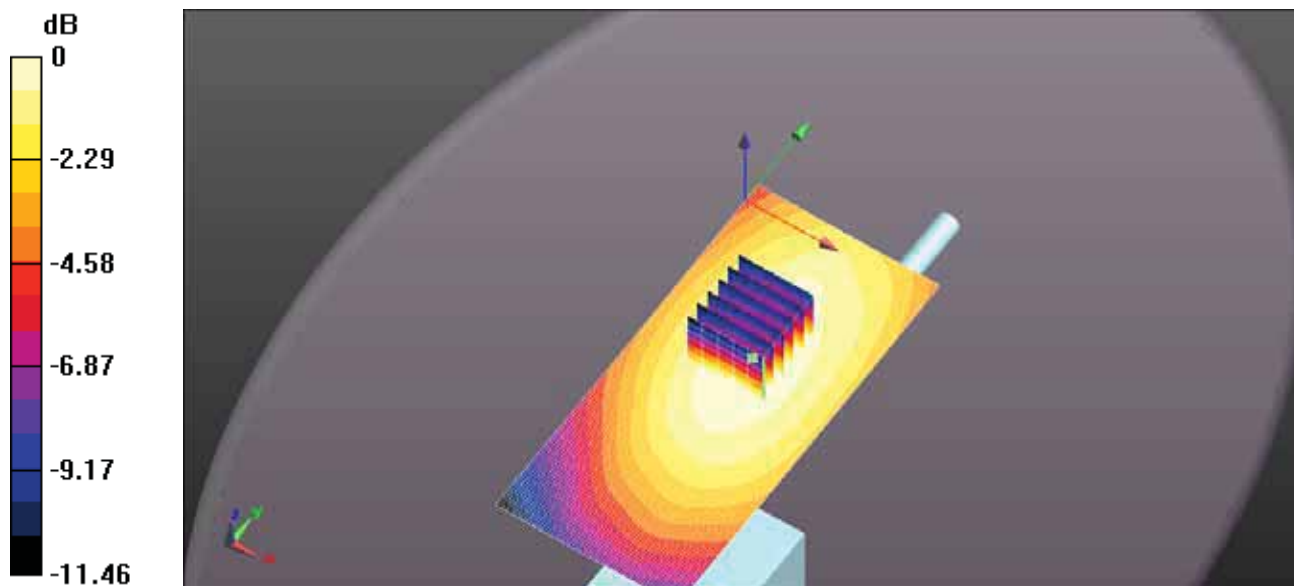
- Probe: EX3DV4 - SN3673; ConvF(11.15, 11.15, 11.15); Calibrated: 3/20/2017;
- Sensor-Surface: 3mm (Mechanical Surface Detection)
- Electronics: DAE4 Sn874; Calibrated: 8/22/2016
- Phantom: ELI 4.0; Type: QD OVA 001 BB; Serial: 1057
- DASY52 52.8.8(1222); SEMCAD X 14.6.10(7331)

**Configuration\_Head\_IC-F52D/Head Front, P=5W, d=25mm/Area Scan (61x131x1):**

Interpolated grid: dx=1.500 mm, dy=1.500 mm  
Maximum value of SAR (interpolated) = 1.20 W/kg

**Configuration\_Head\_IC-F52D/Head Front, P=5W, d=25mm/Zoom Scan (5x5x7)**

**(6x6x7)/Cube 0:** Measurement grid: dx=7.5mm, dy=7.5mm, dz=5mm  
Reference Value = 21.45 V/m; Power Drift = -0.29 dB  
Peak SAR (extrapolated) = 1.16 W/kg  
**SAR(1 g) = 0.899 W/kg; SAR(10 g) = 0.706 W/kg** (SAR corrected for target medium)  
Maximum value of SAR (measured) = 0.985 W/kg



0 dB = 1.20 W/kg = 0.81 dBW/kg



Test Laboratory: Ultratech Group of Labs

File Name: [ICOM-455Q\\_FA-SC61VC 174mm 161.3MHz.da52:0](#)

**DUT: IC-F52D; Type: VHF Transceiver; Serial: 11000207**

Communication System: UID 0, CW (0); Frequency: 161.3 MHz; Duty Cycle: 1:1  
Medium parameters used:  $f = 162$  MHz;  $\sigma = 0.754$  S/m;  $\epsilon_r = 49.005$ ;  $\rho = 1000$  kg/m<sup>3</sup>; Phantom section:  
Flat Section; Measurement Standard: DASYS (IEEE/IEC/ANSI C63.19-2007)

DASY Configuration:

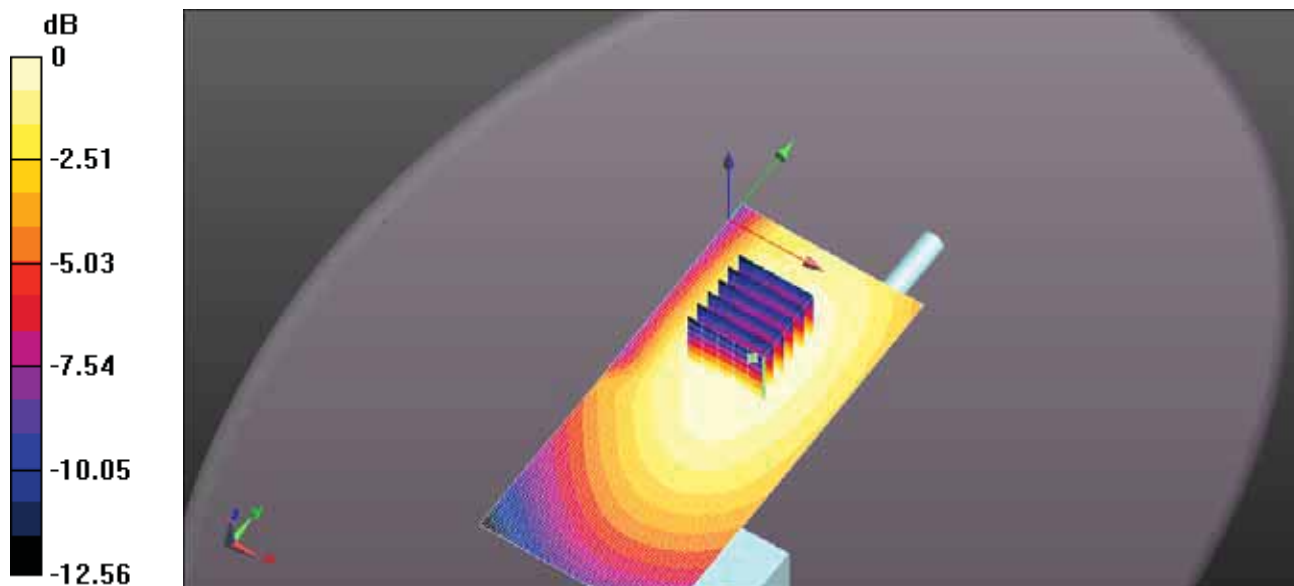
- Probe: EX3DV4 - SN3673; ConvF(11.15, 11.15, 11.15); Calibrated: 3/20/2017;
- Sensor-Surface: 3mm (Mechanical Surface Detection)
- Electronics: DAE4 Sn874; Calibrated: 8/22/2016
- Phantom: ELI 4.0; Type: QD OVA 001 BB; Serial: 1057
- DASYS 52.8.8(1222); SEMCAD X 14.6.10(7331)

**Configuration\_Head\_IC-F52D/Head Front, P=5W, d=25mm/Area Scan (61x131x1):**

Interpolated grid: dx=1.500 mm, dy=1.500 mm  
Maximum value of SAR (interpolated) = 0.400 W/kg

**Configuration\_Head\_IC-F52D/Head Front, P=5W, d=25mm/Zoom Scan (5x5x7)**

**(6x6x7)/Cube 0:** Measurement grid: dx=7.5mm, dy=7.5mm, dz=5mm  
Reference Value = 8.311 V/m; Power Drift = -0.04 dB  
Peak SAR (extrapolated) = 0.201 W/kg  
**SAR(1 g) = 0.156 W/kg; SAR(10 g) = 0.122 W/kg** (SAR corrected for target medium)  
Maximum value of SAR (measured) = 0.171 W/kg



0 dB = 0.400 W/kg = -3.98 dBW/kg

Test Laboratory: Ultratech Group of Labs

File Name: [ICOM-455Q\\_FA-SC61VC 174mm 174MHz.da52:0](#)

**DUT: IC-F52D; Type: VHF Transceiver; Serial: 11000207**

Communication System: UID 0, CW (0); Frequency: 174 MHz; Duty Cycle: 1:1  
Medium parameters used:  $f = 174$  MHz;  $\sigma = 0.767$  S/m;  $\epsilon_r = 48.31$ ;  $\rho = 1000$  kg/m<sup>3</sup>; Phantom section:  
Flat Section; Measurement Standard: DASYS (IEEE/IEC/ANSI C63.19-2007)

DASY Configuration:

- Probe: EX3DV4 - SN3673; ConvF(11.15, 11.15, 11.15); Calibrated: 3/20/2017;
- Sensor-Surface: 3mm (Mechanical Surface Detection)
- Electronics: DAE4 Sn874; Calibrated: 8/22/2016
- Phantom: ELI 4.0; Type: QD OVA 001 BB; Serial: 1057
- DASYS2 52.8.8(1222); SEMCAD X 14.6.10(7331)

**Configuration\_Head\_IC-F52D/Head Front, P=5W, d=25mm/Area Scan (61x131x1):**

Interpolated grid: dx=1.500 mm, dy=1.500 mm

Maximum value of SAR (interpolated) = 0.137 W/kg

**Configuration\_Head\_IC-F52D/Head Front, P=5W, d=25mm/Zoom Scan (5x5x7)**

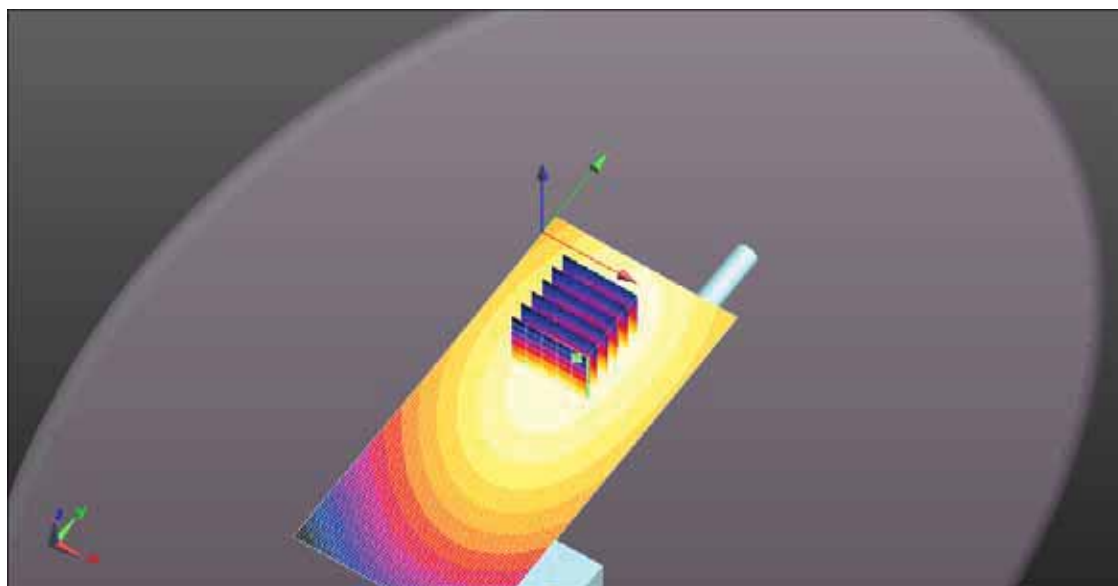
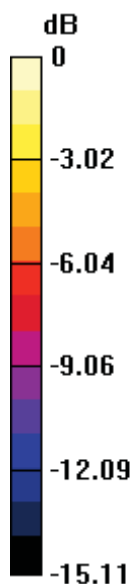
**(6x6x7)/Cube 0:** Measurement grid: dx=7.5mm, dy=7.5mm, dz=5mm

Reference Value = 7.600 V/m; Power Drift = -0.02 dB

Peak SAR (extrapolated) = 0.162 W/kg

**SAR(1 g) = 0.124 W/kg; SAR(10 g) = 0.097 W/kg** (SAR corrected for target medium)

Maximum value of SAR (measured) = 0.137 W/kg



0 dB = 0.137 W/kg = -8.64 dBW/kg

Test Laboratory: Ultratech Group of Labs

File Name: [ICOM-455Q\\_FA-SC61VC\\_169mm\\_140MHz\\_da52:0](#)

**DUT: IC-F52D; Type: VHF Transceiver; Serial: 11000207**

Communication System: UID 0, CW (0); Frequency: 140 MHz; Duty Cycle: 1:1  
Medium parameters used:  $f = 140$  MHz;  $\sigma = 0.725$  S/m;  $\epsilon_r = 51.809$ ;  $\rho = 1000$  kg/m<sup>3</sup>; Phantom section:  
Flat Section; Measurement Standard: DASYS (IEEE/IEC/ANSI C63.19-2007)

DASY Configuration:

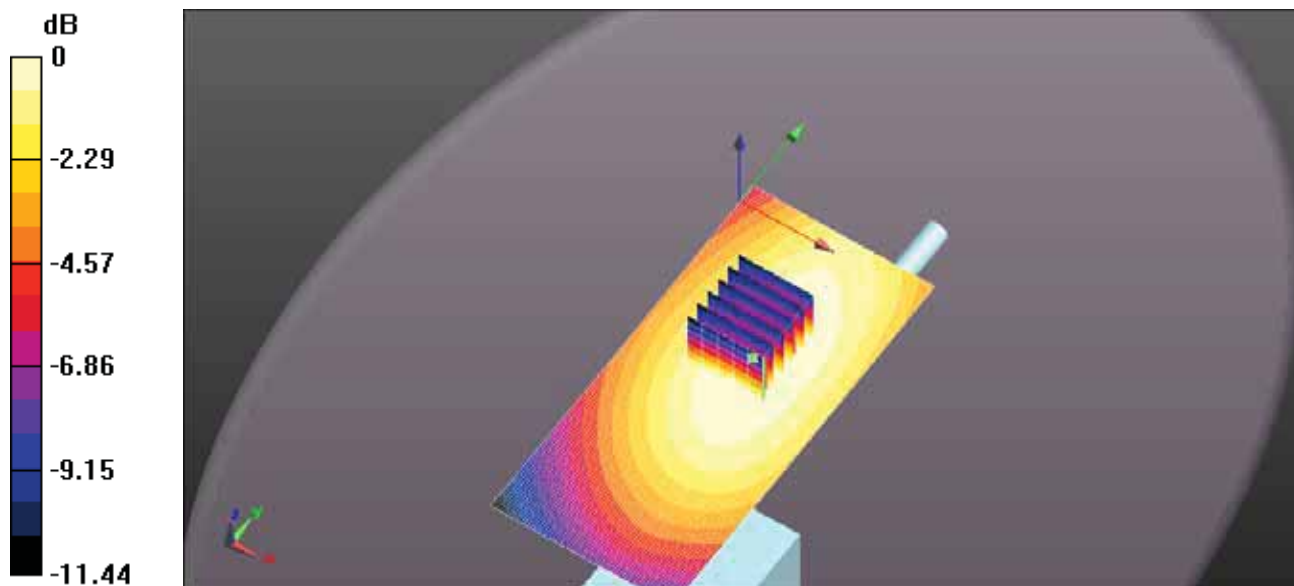
- Probe: EX3DV4 - SN3673; ConvF(11.15, 11.15, 11.15); Calibrated: 3/20/2017;
- Sensor-Surface: 3mm (Mechanical Surface Detection)
- Electronics: DAE4 Sn874; Calibrated: 8/22/2016
- Phantom: ELI 4.0; Type: QD OVA 001 BB; Serial: 1057
- DASYS 52.8.8(1222); SEMCAD X 14.6.10(7331)

**Configuration\_Head\_IC-F52D/Head Front, P=5W, d=25mm/Area Scan (61x131x1):**

Interpolated grid: dx=1.500 mm, dy=1.500 mm  
Maximum value of SAR (interpolated) = 1.12 W/kg

**Configuration\_Head\_IC-F52D/Head Front, P=5W, d=25mm/Zoom Scan (5x5x7)**

**(6x6x7)/Cube 0:** Measurement grid: dx=7.5mm, dy=7.5mm, dz=5mm  
Reference Value = 19.81 V/m; Power Drift = -0.00 dB  
Peak SAR (extrapolated) = 1.32 W/kg  
**SAR(1 g) = 1.02 W/kg; SAR(10 g) = 0.792 W/kg** (SAR corrected for target medium)  
Maximum value of SAR (measured) = 1.11 W/kg



0 dB = 1.12 W/kg = 0.50 dBW/kg

Test Laboratory: Ultratech Group of Labs

File Name: [ICOM-455Q\\_FA-SC61VC\\_169mm\\_155MHz\\_da52:0](#)

**DUT: IC-F52D; Type: VHF Transceiver; Serial: 11000207**

Communication System: UID 0, CW (0); Frequency: 155 MHz; Duty Cycle: 1:1  
Medium parameters used (interpolated):  $f = 155 \text{ MHz}$ ;  $\sigma = 0.747 \text{ S/m}$ ;  $\epsilon_r = 49.898$ ;  $\rho = 1000 \text{ kg/m}^3$  ;  
Phantom section: Flat Section ; Measurement Standard: DASYS (IEEE/IEC/ANSI C63.19-2007)

DASY Configuration:

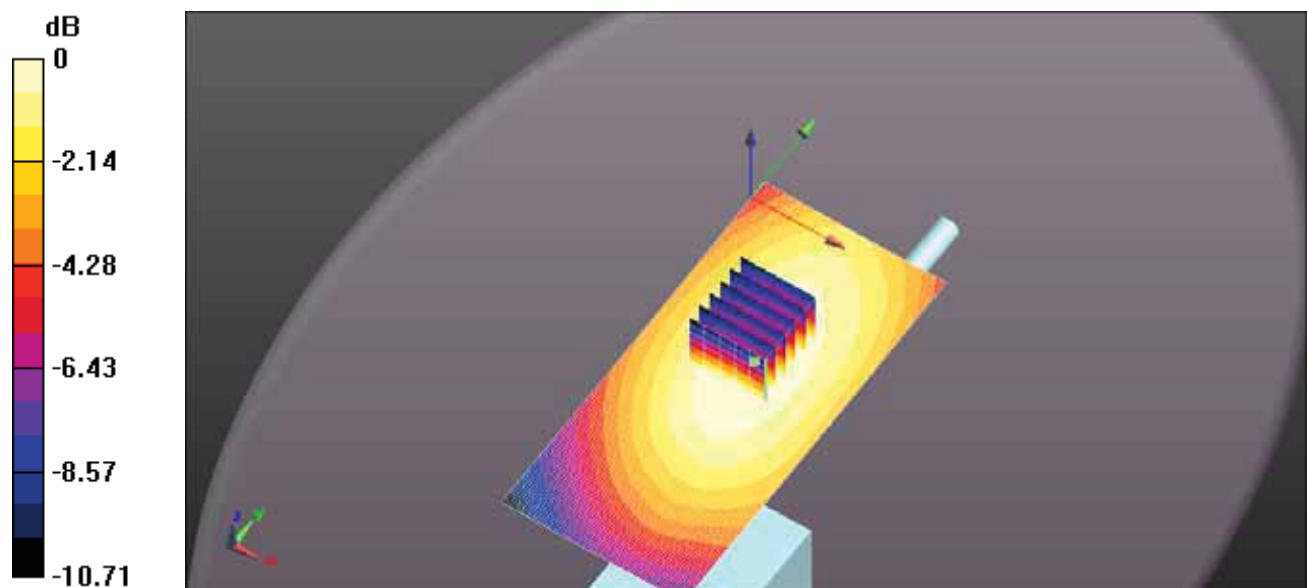
- Probe: EX3DV4 - SN3673; ConvF(11.15, 11.15, 11.15); Calibrated: 3/20/2017;
- Sensor-Surface: 3mm (Mechanical Surface Detection)
- Electronics: DAE4 Sn874; Calibrated: 8/22/2016
- Phantom: ELI 4.0; Type: QD OVA 001 BB; Serial: 1057
- DASYS 52.8.8(1222); SEMCAD X 14.6.10(7331)

**Configuration\_Head\_IC-F52D/Head Front, P=5W, d=25mm/Area Scan (61x131x1):**

Interpolated grid:  $dx=1.500 \text{ mm}$ ,  $dy=1.500 \text{ mm}$   
Maximum value of SAR (interpolated) =  $0.794 \text{ W/kg}$

**Configuration\_Head\_IC-F52D/Head Front, P=5W, d=25mm/Zoom Scan (5x5x7)**

**(6x6x7)/Cube 0:** Measurement grid:  $dx=7.5\text{mm}$ ,  $dy=7.5\text{mm}$ ,  $dz=5\text{mm}$   
Reference Value =  $17.39 \text{ V/m}$ ; Power Drift =  $-0.30 \text{ dB}$   
Peak SAR (extrapolated) =  $0.878 \text{ W/kg}$   
**SAR(1 g) =  $0.680 \text{ W/kg}$ ; SAR(10 g) =  $0.533 \text{ W/kg}$**  (SAR corrected for target medium)  
Maximum value of SAR (measured) =  $0.744 \text{ W/kg}$



0 dB =  $0.794 \text{ W/kg} = -1.00 \text{ dBW/kg}$

Test Laboratory: Ultratech Group of Labs

File Name: [ICOM-455Q\\_FA-SC61VC 169mm 167.7MHz.da52:0](#)

**DUT: IC-F52D; Type: VHF Transceiver; Serial: 11000207**

Communication System: UID 0, CW (0); Frequency: 167.7 MHz; Duty Cycle: 1:1  
Medium parameters used:  $f = 168$  MHz;  $\sigma = 0.761$  S/m;  $\epsilon_r = 48.572$ ;  $\rho = 1000$  kg/m<sup>3</sup>; Phantom section:  
Flat Section; Measurement Standard: DASYS (IEEE/IEC/ANSI C63.19-2007)

DASY Configuration:

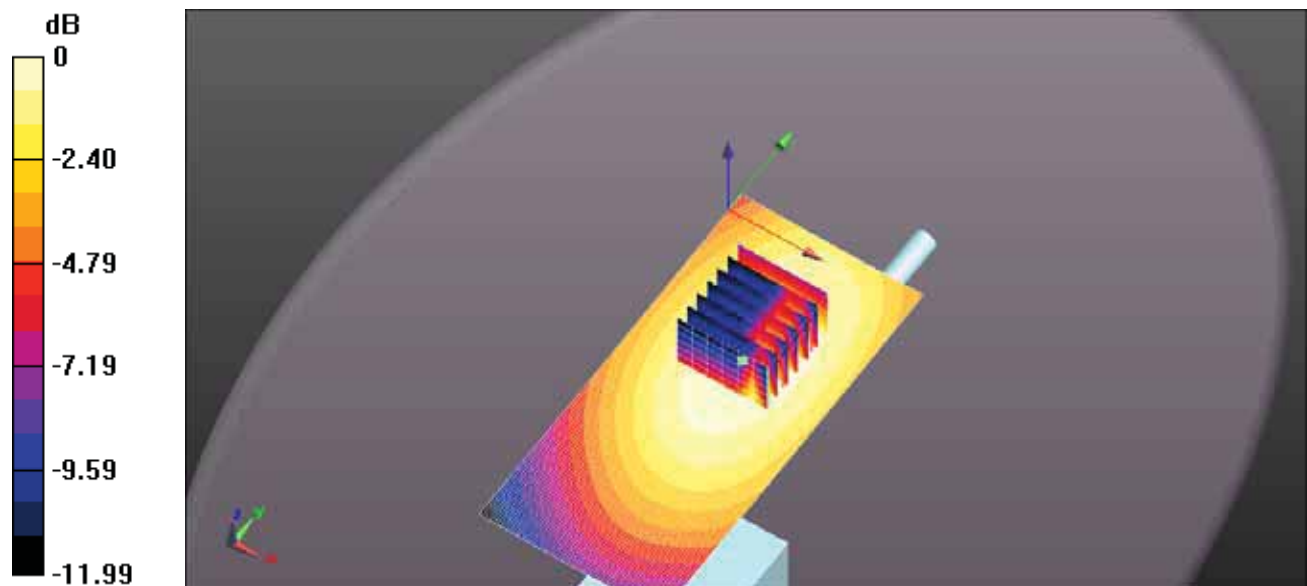
- Probe: EX3DV4 - SN3673; ConvF(11.15, 11.15, 11.15); Calibrated: 3/20/2017;
- Sensor-Surface: 3mm (Mechanical Surface Detection)
- Electronics: DAE4 Sn874; Calibrated: 8/22/2016
- Phantom: ELI 4.0; Type: QD OVA 001 BB; Serial: 1057
- DASYS 52.8.8(1222); SEMCAD X 14.6.10(7331)

**Configuration\_Head\_IC-F52D/Head Front, P=5W, d=25mm/Area Scan (61x131x1):**

Interpolated grid: dx=1.500 mm, dy=1.500 mm  
Maximum value of SAR (interpolated) = 0.238 W/kg

**Configuration\_Head\_IC-F52D/Head Front, P=5W, d=25mm/Zoom Scan (5x5x7)**

**(7x7x7)/Cube 0:** Measurement grid: dx=7.5mm, dy=7.5mm, dz=5mm  
Reference Value = 9.436 V/m; Power Drift = 0.00 dB  
Peak SAR (extrapolated) = 0.334 W/kg  
**SAR(1 g) = 0.226 W/kg; SAR(10 g) = 0.135 W/kg** (SAR corrected for target medium)  
Maximum value of SAR (measured) = 0.232 W/kg



0 dB = 0.238 W/kg = -6.23 dBW/kg

Test Laboratory: Ultratech Group of Labs

File Name: [ICOM-455Q\\_FA-SC61VC\\_163mm\\_136MHz\\_da52:0](#)

**DUT: IC-F52D; Type: VHF Transceiver; Serial: 11000207**

Communication System: UID 0, CW (0); Frequency: 136 MHz; Duty Cycle: 1:1  
Medium parameters used:  $f = 136$  MHz;  $\sigma = 0.722$  S/m;  $\epsilon_r = 52.348$ ;  $\rho = 1000$  kg/m<sup>3</sup>; Phantom section:  
Flat Section; Measurement Standard: DASY5 (IEEE/IEC/ANSI C63.19-2007)

DASY Configuration:

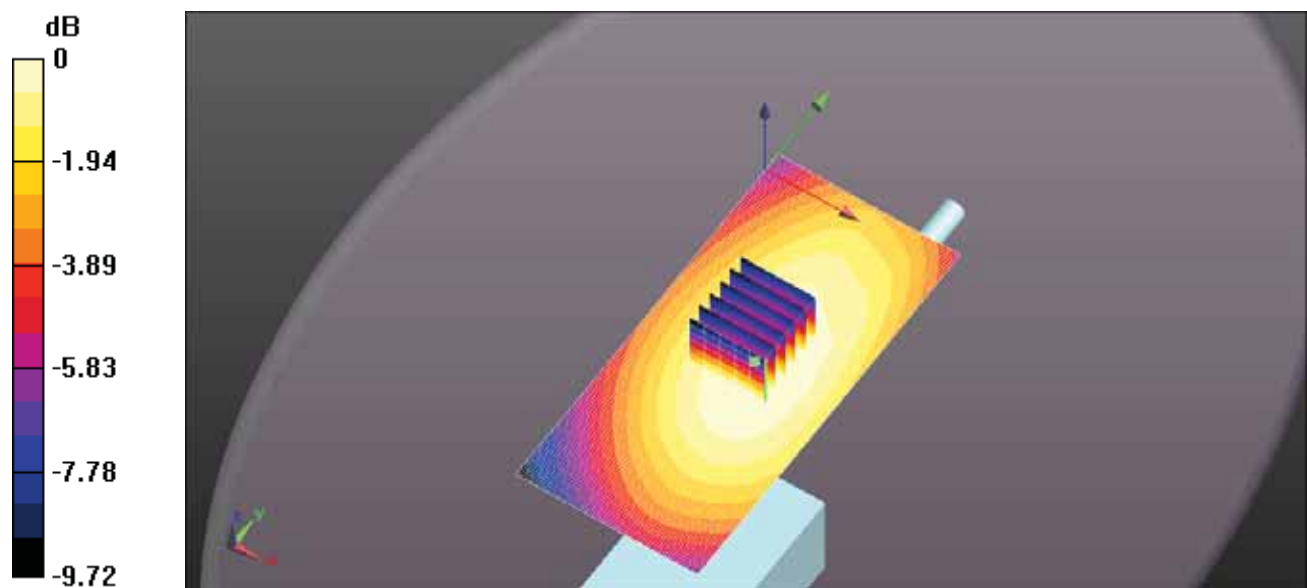
- Probe: EX3DV4 - SN3673; ConvF(11.15, 11.15, 11.15); Calibrated: 3/20/2017;
- Sensor-Surface: 3mm (Mechanical Surface Detection)
- Electronics: DAE4 Sn874; Calibrated: 8/22/2016
- Phantom: ELI 4.0; Type: QD OVA 001 BB; Serial: 1057
- DASY52 52.8.8(1222); SEMCAD X 14.6.10(7331)

**Configuration\_Head\_IC-F52D/Head Front, P=5W, d=25mm/Area Scan (61x131x1):**

Interpolated grid: dx=1.500 mm, dy=1.500 mm  
Maximum value of SAR (interpolated) = 0.330 W/kg

**Configuration\_Head\_IC-F52D/Head Front, P=5W, d=25mm/Zoom Scan (5x5x7)**

**(6x6x7)/Cube 0:** Measurement grid: dx=7.5mm, dy=7.5mm, dz=5mm  
Reference Value = 10.01 V/m; Power Drift = -0.03 dB  
Peak SAR (extrapolated) = 0.384 W/kg  
**SAR(1 g) = 0.298 W/kg; SAR(10 g) = 0.234 W/kg** (SAR corrected for target medium)  
Maximum value of SAR (measured) = 0.326 W/kg



0 dB = 0.330 W/kg = -4.81 dBW/kg

Test Laboratory: Ultratech Group of Labs

File Name: [ICOM-455Q\\_FA-SC61VC\\_163mm\\_145MHz\\_da52:0](#)

**DUT: IC-F52D; Type: VHF Transceiver; Serial: 11000207**

Communication System: UID 0, CW (0); Frequency: 145 MHz; Duty Cycle: 1:1  
Medium parameters used (interpolated):  $f = 145$  MHz;  $\sigma = 0.733$  S/m;  $\epsilon_r = 51.147$ ;  $\rho = 1000$  kg/m<sup>3</sup> ;  
Phantom section: Flat Section ; Measurement Standard: DASYS (IEEE/IEC/ANSI C63.19-2007)

DASY Configuration:

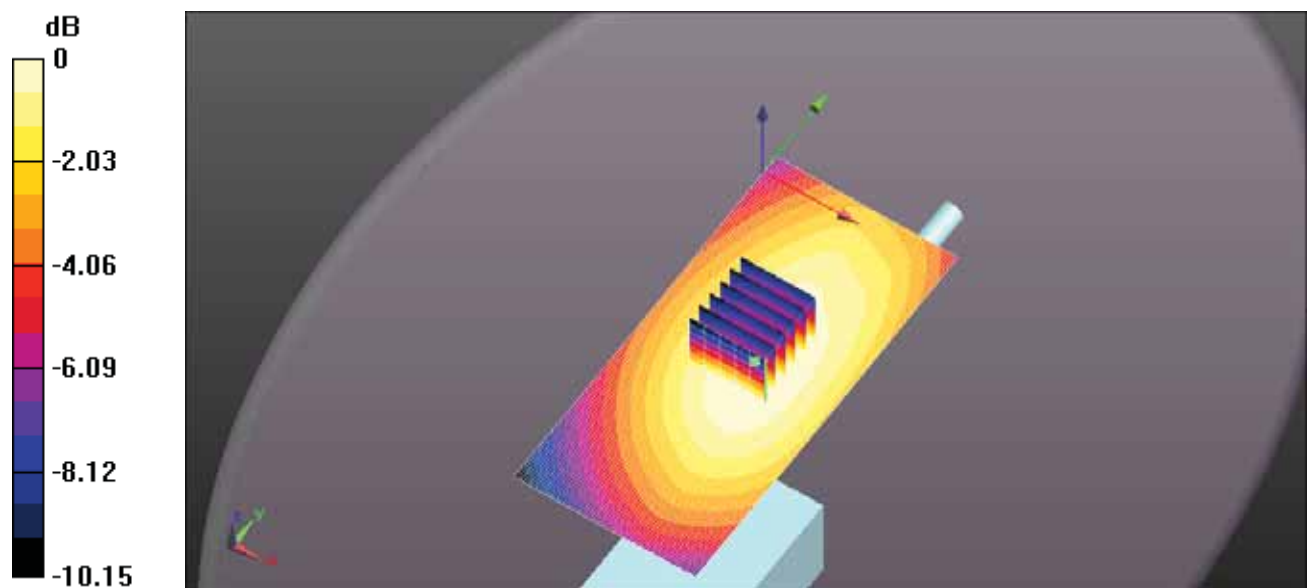
- Probe: EX3DV4 - SN3673; ConvF(11.15, 11.15, 11.15); Calibrated: 3/20/2017;
- Sensor-Surface: 3mm (Mechanical Surface Detection)
- Electronics: DAE4 Sn874; Calibrated: 8/22/2016
- Phantom: ELI 4.0; Type: QD OVA 001 BB; Serial: 1057
- DASYS 52.8.8(1222); SEMCAD X 14.6.10(7331)

**Configuration\_Head\_IC-F52D/Head Front, P=5W, d=25mm/Area Scan (61x131x1):**

Interpolated grid: dx=1.500 mm, dy=1.500 mm  
Maximum value of SAR (interpolated) = 0.765 W/kg

**Configuration\_Head\_IC-F52D/Head Front, P=5W, d=25mm/Zoom Scan (5x5x7)**

**(6x6x7)/Cube 0:** Measurement grid: dx=7.5mm, dy=7.5mm, dz=5mm  
Reference Value = 15.26 V/m; Power Drift = 0.04 dB  
Peak SAR (extrapolated) = 0.892 W/kg  
**SAR(1 g) = 0.676 W/kg; SAR(10 g) = 0.527 W/kg** (SAR corrected for target medium)  
Maximum value of SAR (measured) = 0.745 W/kg



0 dB = 0.765 W/kg = -1.17 dBW/kg

Test Laboratory: Ultratech Group of Labs

File Name: [ICOM-455Q\\_FA-SC61VC\\_163mm\\_161.3MHz.da52:0](#)

**DUT: IC-F52D; Type: VHF Transceiver; Serial: 11000207**

Communication System: UID 0, CW (0); Frequency: 161.3 MHz; Duty Cycle: 1:1  
Medium parameters used:  $f = 162$  MHz;  $\sigma = 0.754$  S/m;  $\epsilon_r = 49.005$ ;  $\rho = 1000$  kg/m<sup>3</sup>; Phantom section:  
Flat Section; Measurement Standard: DASY5 (IEEE/IEC/ANSI C63.19-2007)

DASY Configuration:

- Probe: EX3DV4 - SN3673; ConvF(11.15, 11.15, 11.15); Calibrated: 3/20/2017;
- Sensor-Surface: 3mm (Mechanical Surface Detection)
- Electronics: DAE4 Sn874; Calibrated: 8/22/2016
- Phantom: ELI 4.0; Type: QD OVA 001 BB; Serial: 1057
- DASY52 52.8.8(1222); SEMCAD X 14.6.10(7331)

**Configuration\_Head\_IC-F52D/Head Front, P=5W, d=25mm/Area Scan (61x131x1):**

Interpolated grid: dx=1.500 mm, dy=1.500 mm

Maximum value of SAR (interpolated) = 0.891 W/kg

**Configuration\_Head\_IC-F52D/Head Front, P=5W, d=25mm/Zoom Scan (5x5x7)**

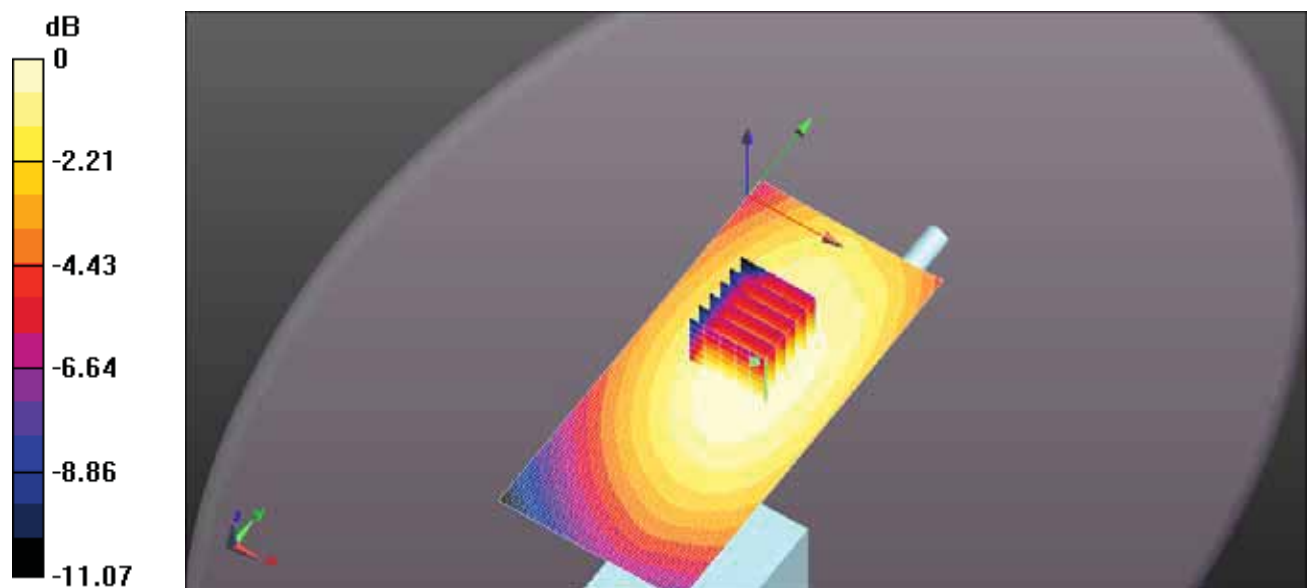
**(6x6x7)/Cube 0:** Measurement grid: dx=7.5mm, dy=7.5mm, dz=5mm

Reference Value = 16.87 V/m; Power Drift = -0.26 dB

Peak SAR (extrapolated) = 1.08 W/kg

**SAR(1 g) = 0.790 W/kg; SAR(10 g) = 0.620 W/kg** (SAR corrected for target medium)

Maximum value of SAR (measured) = 0.872 W/kg



0 dB = 0.891 W/kg = -0.50 dBW/kg



Test Laboratory: Ultratech Group of Labs

File Name: [ICOM-455Q\\_FA-SC61VC\\_163mm\\_174MHz\\_da52:0](#)

**DUT: IC-F52D; Type: VHF Transceiver; Serial: 11000207**

Communication System: UID 0, CW (0); Frequency: 174 MHz; Duty Cycle: 1:1  
Medium parameters used:  $f = 174$  MHz;  $\sigma = 0.767$  S/m;  $\epsilon_r = 48.31$ ;  $\rho = 1000$  kg/m<sup>3</sup>; Phantom section:  
Flat Section; Measurement Standard: DASYS (IEEE/IEC/ANSI C63.19-2007)

DASY Configuration:

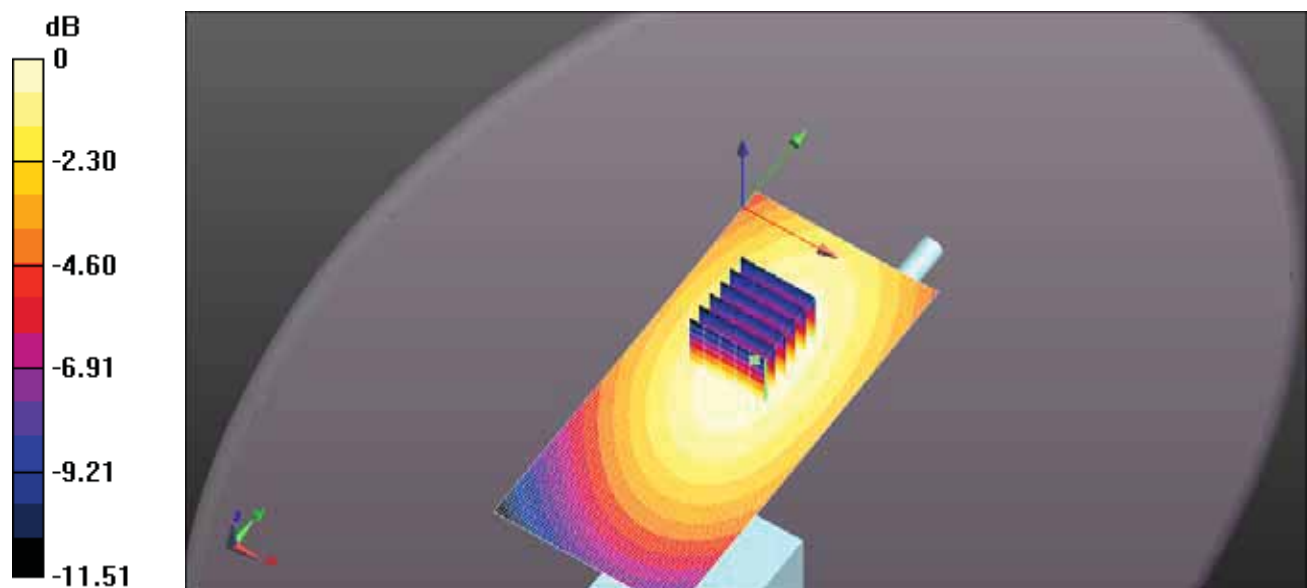
- Probe: EX3DV4 - SN3673; ConvF(11.15, 11.15, 11.15); Calibrated: 3/20/2017;
- Sensor-Surface: 3mm (Mechanical Surface Detection)
- Electronics: DAE4 Sn874; Calibrated: 8/22/2016
- Phantom: ELI 4.0; Type: QD OVA 001 BB; Serial: 1057
- DASYS 52.8.8(1222); SEMCAD X 14.6.10(7331)

**Configuration\_Head\_IC-F52D/Head Front, P=5W, d=25mm/Area Scan (61x131x1):**

Interpolated grid: dx=1.500 mm, dy=1.500 mm  
Maximum value of SAR (interpolated) = 0.240 W/kg

**Configuration\_Head\_IC-F52D/Head Front, P=5W, d=25mm/Zoom Scan (5x5x7)**

**(6x6x7)/Cube 0:** Measurement grid: dx=7.5mm, dy=7.5mm, dz=5mm  
Reference Value = 9.664 V/m; Power Drift = 0.01 dB  
Peak SAR (extrapolated) = 0.283 W/kg  
**SAR(1 g) = 0.220 W/kg; SAR(10 g) = 0.172 W/kg** (SAR corrected for target medium)  
Maximum value of SAR (measured) = 0.241 W/kg



0 dB = 0.240 W/kg = -6.19 dBW/kg

Test Laboratory: Ultratech Group of Labs

File Name: [ICOM-455Q\\_FA-SC61VC\\_157mm\\_136MHz.da52:0](#)

**DUT: IC-F52D; Type: VHF Transceiver; Serial: 11000207**

Communication System: UID 0, CW (0); Frequency: 136 MHz; Duty Cycle: 1:1  
Medium parameters used:  $f = 136$  MHz;  $\sigma = 0.722$  S/m;  $\epsilon_r = 52.348$ ;  $\rho = 1000$  kg/m<sup>3</sup>; Phantom section:  
Flat Section ; Measurement Standard: DASYS (IEEE/IEC/ANSI C63.19-2007)

DASY Configuration:

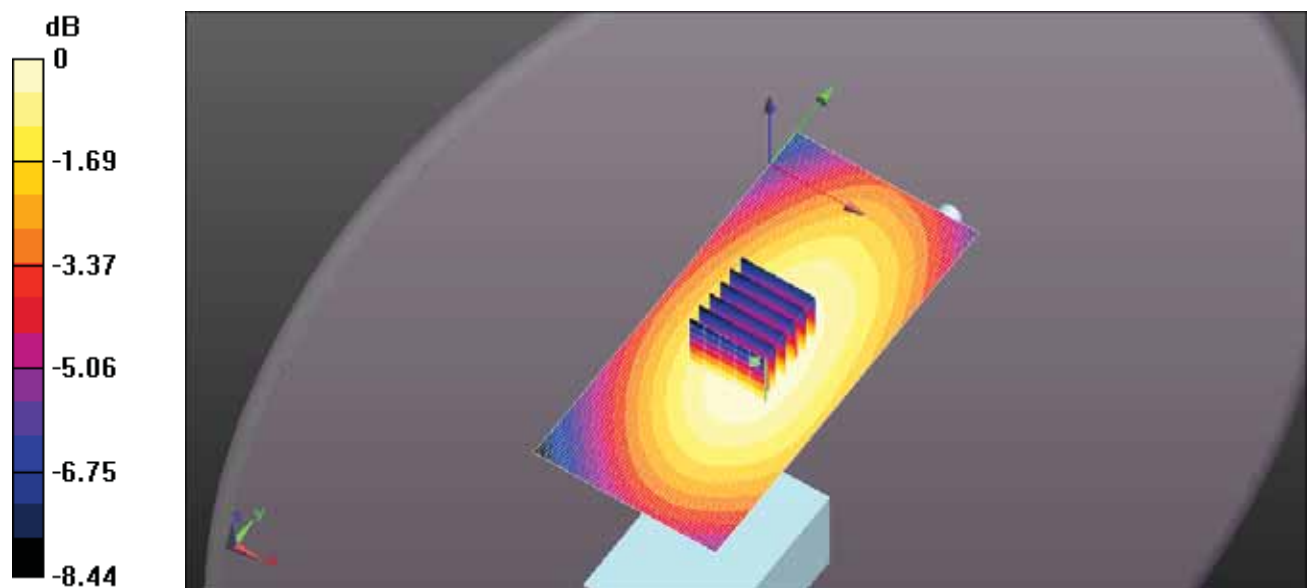
- Probe: EX3DV4 - SN3673; ConvF(11.15, 11.15, 11.15); Calibrated: 3/20/2017;
- Sensor-Surface: 3mm (Mechanical Surface Detection)
- Electronics: DAE4 Sn874; Calibrated: 8/22/2016
- Phantom: ELI 4.0; Type: QD OVA 001 BB; Serial: 1057
- DASYS2 52.8.8(1222); SEMCAD X 14.6.10(7331)

**Configuration\_Head\_IC-F52D/Head Front, P=5W, d=25mm/Area Scan (61x131x1):**

Interpolated grid: dx=1.500 mm, dy=1.500 mm  
Maximum value of SAR (interpolated) = 0.230 W/kg

**Configuration\_Head\_IC-F52D/Head Front, P=5W, d=25mm/Zoom Scan (5x5x7)**

**(6x6x7)/Cube 0:** Measurement grid: dx=7.5mm, dy=7.5mm, dz=5mm  
Reference Value = 7.419 V/m; Power Drift = -0.02 dB  
Peak SAR (extrapolated) = 0.270 W/kg  
**SAR(1 g) = 0.210 W/kg; SAR(10 g) = 0.165 W/kg** (SAR corrected for target medium)  
Maximum value of SAR (measured) = 0.230 W/kg



Test Laboratory: Ultratech Group of Labs

File Name: [ICOM-455Q\\_FA-SC61VC\\_157mm\\_150MHz\\_da52:0](#)

**DUT: IC-F52D; Type: VHF Transceiver; Serial: 11000207**

Communication System: UID 0, CW (0); Frequency: 150 MHz; Duty Cycle: 1:1  
Medium parameters used:  $f = 150$  MHz;  $\sigma = 0.739$  S/m;  $\epsilon_r = 50.523$ ;  $\rho = 1000$  kg/m<sup>3</sup>; Phantom section:  
Flat Section; Measurement Standard: DASYS (IEEE/IEC/ANSI C63.19-2007)

DASY Configuration:

- Probe: EX3DV4 - SN3673; ConvF(11.15, 11.15, 11.15); Calibrated: 3/20/2017;
- Sensor-Surface: 3mm (Mechanical Surface Detection)
- Electronics: DAE4 Sn874; Calibrated: 8/22/2016
- Phantom: ELI 4.0; Type: QD OVA 001 BB; Serial: 1057
- DASYS 52.8.8(1222); SEMCAD X 14.6.10(7331)

**Configuration\_Head\_IC-F52D/Head Front, P=5W, d=25mm/Area Scan (61x131x1):**

Interpolated grid: dx=1.500 mm, dy=1.500 mm

Maximum value of SAR (interpolated) = 0.751 W/kg

**Configuration\_Head\_IC-F52D/Head Front, P=5W, d=25mm/Zoom Scan (5x5x7)**

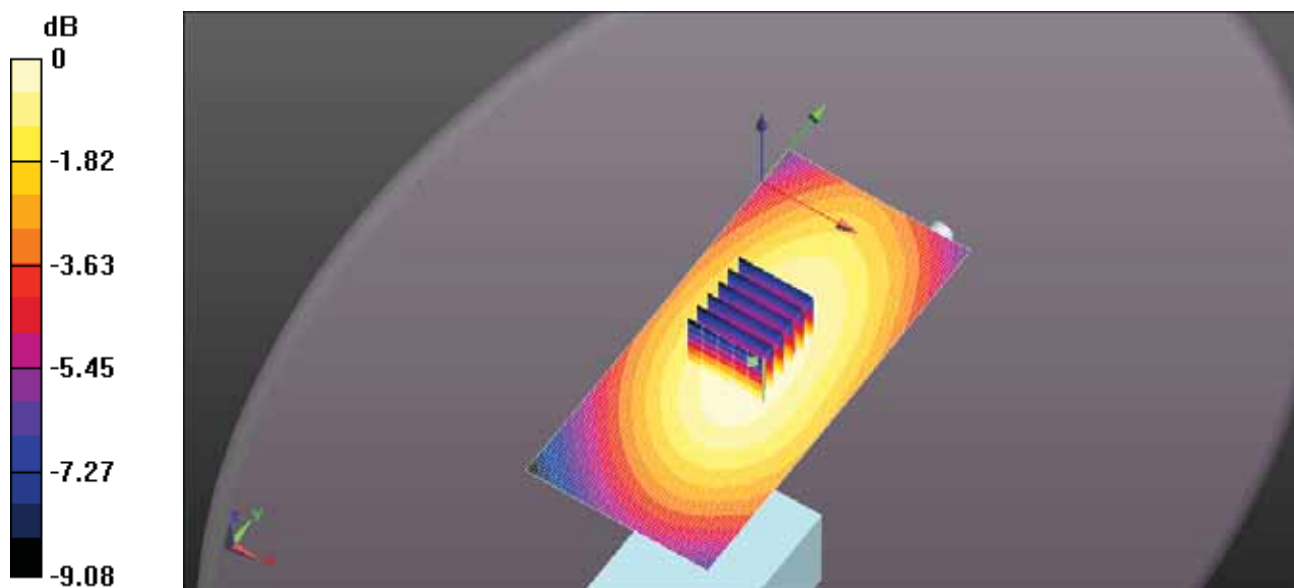
**(6x6x7)/Cube 0:** Measurement grid: dx=7.5mm, dy=7.5mm, dz=5mm

Reference Value = 15.13 V/m; Power Drift = 0.01 dB

Peak SAR (extrapolated) = 0.889 W/kg

**SAR(1 g) = 0.700 W/kg; SAR(10 g) = 0.548 W/kg** (SAR corrected for target medium)

Maximum value of SAR (measured) = 0.755 W/kg



0 dB = 0.751 W/kg = -1.24 dBW/kg

Test Laboratory: Ultratech Group of Labs

File Name: [ICOM-455Q\\_FA-SC61VC\\_157mm\\_162.7MHz.da52:0](#)

**DUT: IC-F52D; Type: VHF Transceiver; Serial: 11000207**

Communication System: UID 0, CW (0); Frequency: 162.7 MHz; Duty Cycle: 1:1  
Medium parameters used (interpolated):  $f = 162.7$  MHz;  $\sigma = 0.755$  S/m;  $\epsilon_r = 48.987$ ;  $\rho = 1000$  kg/m<sup>3</sup> ;  
Phantom section: Flat Section ; Measurement Standard: DASY5 (IEEE/IEC/ANSI C63.19-2007)

DASY Configuration:

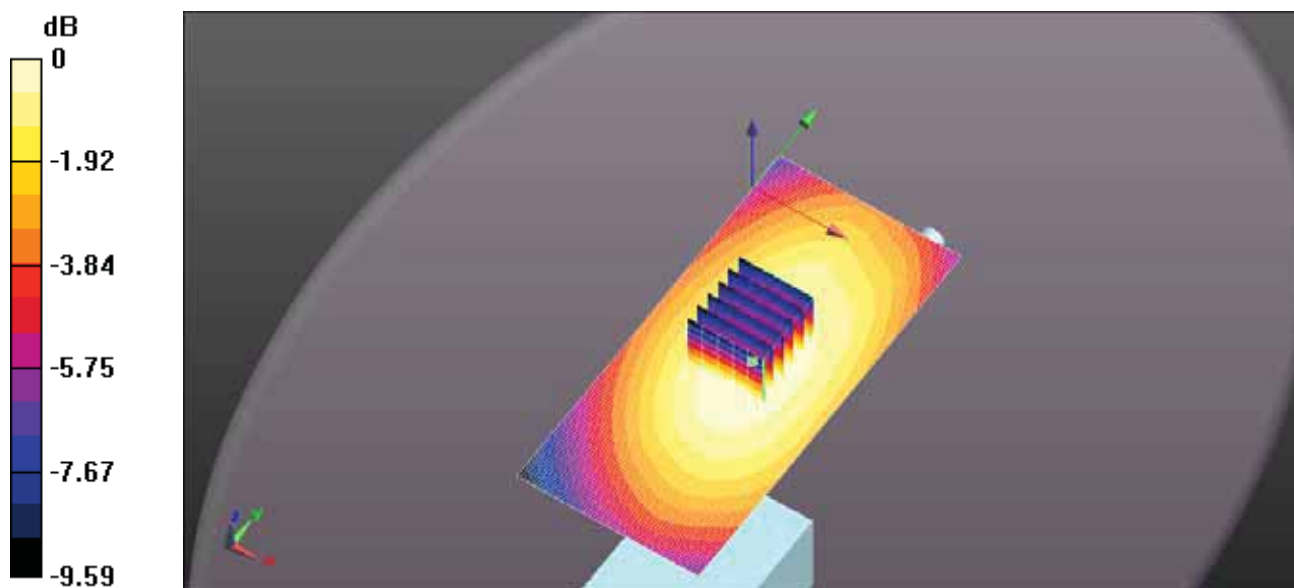
- Probe: EX3DV4 - SN3673; ConvF(11.15, 11.15, 11.15); Calibrated: 3/20/2017;
- Sensor-Surface: 3mm (Mechanical Surface Detection)
- Electronics: DAE4 Sn874; Calibrated: 8/22/2016
- Phantom: ELI 4.0; Type: QD OVA 001 BB; Serial: 1057
- DASY52 52.8.8(1222); SEMCAD X 14.6.10(7331)

**Configuration\_Head\_IC-F52D/Head Front, P=5W, d=25mm/Area Scan (61x131x1):**

Interpolated grid: dx=1.500 mm, dy=1.500 mm  
Maximum value of SAR (interpolated) = 1.37 W/kg

**Configuration\_Head\_IC-F52D/Head Front, P=5W, d=25mm/Zoom Scan (5x5x7)**

**(6x6x7)/Cube 0:** Measurement grid: dx=7.5mm, dy=7.5mm, dz=5mm  
Reference Value = 18.74 V/m; Power Drift = -0.07 dB  
Peak SAR (extrapolated) = 1.55 W/kg  
**SAR(1 g) = 1.19 W/kg; SAR(10 g) = 0.931 W/kg** (SAR corrected for target medium)  
Maximum value of SAR (measured) = 1.31 W/kg



0 dB = 1.37 W/kg = 1.37 dBW/kg

Test Laboratory: Ultratech Group of Labs

File Name: [ICOM-455Q\\_FA-SC61VC\\_157mm\\_174MHz.da52:0](#)

**DUT: IC-F52D; Type: VHF Transceiver; Serial: 11000207**

Communication System: UID 0, CW (0); Frequency: 174 MHz; Duty Cycle: 1:1  
Medium parameters used:  $f = 174$  MHz;  $\sigma = 0.767$  S/m;  $\epsilon_r = 48.31$ ;  $\rho = 1000$  kg/m<sup>3</sup>; Phantom section:  
Flat Section; Measurement Standard: DASY5 (IEEE/IEC/ANSI C63.19-2007)

DASY Configuration:

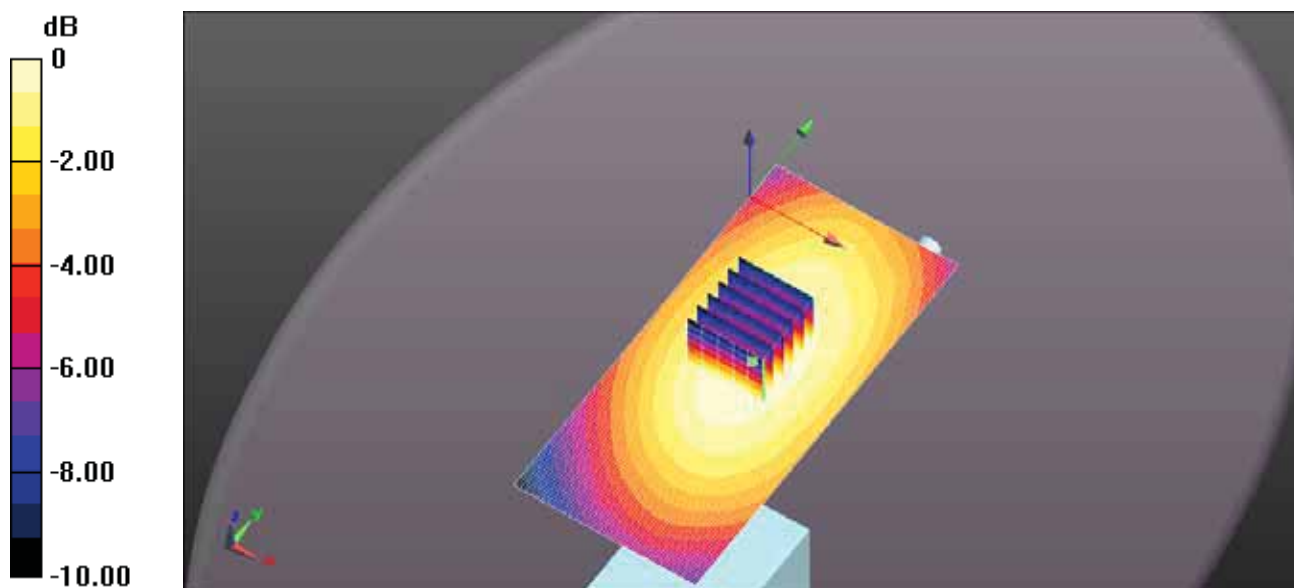
- Probe: EX3DV4 - SN3673; ConvF(11.15, 11.15, 11.15); Calibrated: 3/20/2017;
- Sensor-Surface: 3mm (Mechanical Surface Detection)
- Electronics: DAE4 Sn874; Calibrated: 8/22/2016
- Phantom: ELI 4.0; Type: QD OVA 001 BB; Serial: 1057
- DASY52 52.8.8(1222); SEMCAD X 14.6.10(7331)

**Configuration\_Head\_IC-F52D/Head Front, P=5W, d=25mm/Area Scan (61x131x1):**

Interpolated grid: dx=1.500 mm, dy=1.500 mm  
Maximum value of SAR (interpolated) = 0.427 W/kg

**Configuration\_Head\_IC-F52D/Head Front, P=5W, d=25mm/Zoom Scan (5x5x7)**

**(6x6x7)/Cube 0:** Measurement grid: dx=7.5mm, dy=7.5mm, dz=5mm  
Reference Value = 11.01 V/m; Power Drift = -0.00 dB  
Peak SAR (extrapolated) = 0.495 W/kg  
**SAR(1 g) = 0.382 W/kg; SAR(10 g) = 0.298 W/kg** (SAR corrected for target medium)  
Maximum value of SAR (measured) = 0.419 W/kg



0 dB = 0.427 W/kg = -3.70 dBW/kg

Test Laboratory: Ultratech Group of Labs

File Name: [ICOM-455Q\\_FA-SC61VC 151mm 142.3MHz.da52:0](#)

**DUT: IC-F52D; Type: VHF Transceiver; Serial: 11000207**

Communication System: UID 0, CW (0); Frequency: 142.3 MHz; Duty Cycle: 1:1  
Medium parameters used (interpolated):  $f = 142.3$  MHz;  $\sigma = 0.729$  S/m;  $\epsilon_r = 51.45$ ;  $\rho = 1000$  kg/m<sup>3</sup> ;  
Phantom section: Flat Section ; Measurement Standard: DASYS (IEEE/IEC/ANSI C63.19-2007)

DASY Configuration:

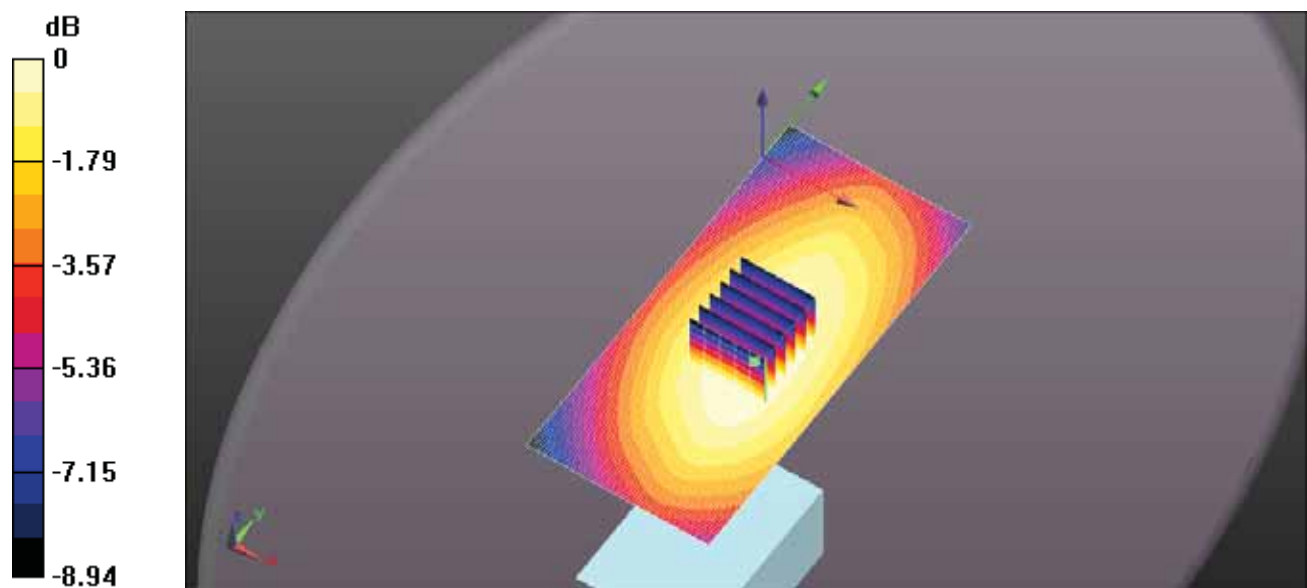
- Probe: EX3DV4 - SN3673; ConvF(11.15, 11.15, 11.15); Calibrated: 3/20/2017;
- Sensor-Surface: 3mm (Mechanical Surface Detection)
- Electronics: DAE4 Sn874; Calibrated: 8/22/2016
- Phantom: ELI 4.0; Type: QD OVA 001 BB; Serial: 1057
- DASYS 52.8.8(1222); SEMCAD X 14.6.10(7331)

**Configuration\_Head\_IC-F52D/Head Front, P=5W, d=25mm/Area Scan (61x131x1):**

Interpolated grid: dx=1.500 mm, dy=1.500 mm  
Maximum value of SAR (interpolated) = 0.202 W/kg

**Configuration\_Head\_IC-F52D/Head Front, P=5W, d=25mm/Zoom Scan (5x5x7)**

**(6x6x7)/Cube 0:** Measurement grid: dx=7.5mm, dy=7.5mm, dz=5mm  
Reference Value = 6.007 V/m; Power Drift = 0.05 dB  
Peak SAR (extrapolated) = 0.221 W/kg  
**SAR(1 g) = 0.172 W/kg; SAR(10 g) = 0.135 W/kg** (SAR corrected for target medium)  
Maximum value of SAR (measured) = 0.187 W/kg



Test Laboratory: Ultratech Group of Labs

File Name: [ICOM-455Q\\_FA-SC61VC\\_151mm\\_155MHz\\_da52:0](#)

**DUT: IC-F52D; Type: VHF Transceiver; Serial: 11000207**

Communication System: UID 0, CW (0); Frequency: 155 MHz; Duty Cycle: 1:1  
Medium parameters used (interpolated):  $f = 155 \text{ MHz}$ ;  $\sigma = 0.747 \text{ S/m}$ ;  $\epsilon_r = 49.898$ ;  $\rho = 1000 \text{ kg/m}^3$  ;  
Phantom section: Flat Section ; Measurement Standard: DASYS (IEEE/IEC/ANSI C63.19-2007)

DASY Configuration:

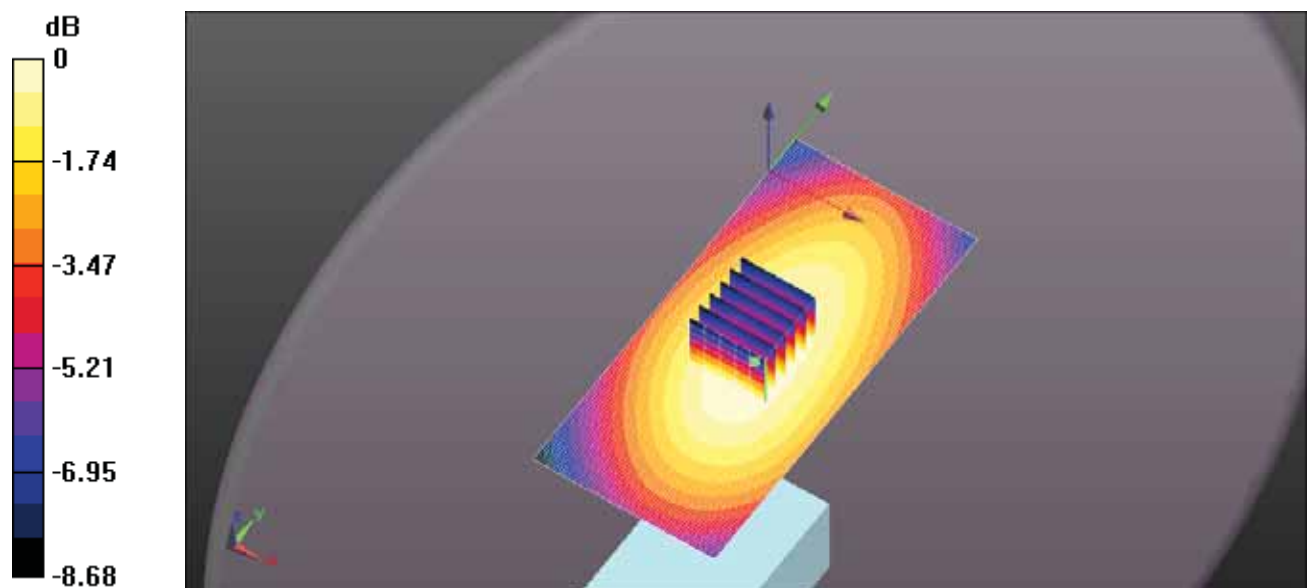
- Probe: EX3DV4 - SN3673; ConvF(11.15, 11.15, 11.15); Calibrated: 3/20/2017;
- Sensor-Surface: 3mm (Mechanical Surface Detection)
- Electronics: DAE4 Sn874; Calibrated: 8/22/2016
- Phantom: ELI 4.0; Type: QD OVA 001 BB; Serial: 1057
- DASYS 52.8.8(1222); SEMCAD X 14.6.10(7331)

**Configuration\_Head\_IC-F52D/Head Front, P=5W, d=25mm/Area Scan (61x131x1):**

Interpolated grid:  $dx=1.500 \text{ mm}$ ,  $dy=1.500 \text{ mm}$   
Maximum value of SAR (interpolated) =  $0.446 \text{ W/kg}$

**Configuration\_Head\_IC-F52D/Head Front, P=5W, d=25mm/Zoom Scan (5x5x7)**

**(6x6x7)/Cube 0:** Measurement grid:  $dx=7.5\text{mm}$ ,  $dy=7.5\text{mm}$ ,  $dz=5\text{mm}$   
Reference Value =  $9.662 \text{ V/m}$ ; Power Drift =  $0.08 \text{ dB}$   
Peak SAR (extrapolated) =  $0.545 \text{ W/kg}$   
**SAR(1 g) =  $0.420 \text{ W/kg}$ ; SAR(10 g) =  $0.329 \text{ W/kg}$**  (SAR corrected for target medium)  
Maximum value of SAR (measured) =  $0.460 \text{ W/kg}$



0 dB =  $0.446 \text{ W/kg} = -3.51 \text{ dBW/kg}$

Test Laboratory: Ultratech Group of Labs

File Name: [ICOM-455Q\\_FA-SC61VC\\_151mm\\_167.7MHz.da52:0](#)

**DUT: IC-F52D; Type: VHF Transceiver; Serial: 11000207**

Communication System: UID 0, CW (0); Frequency: 167.7 MHz; Duty Cycle: 1:1  
Medium parameters used:  $f = 168$  MHz;  $\sigma = 0.761$  S/m;  $\epsilon_r = 48.572$ ;  $\rho = 1000$  kg/m<sup>3</sup>; Phantom section:  
Flat Section; Measurement Standard: DASY5 (IEEE/IEC/ANSI C63.19-2007)

DASY Configuration:

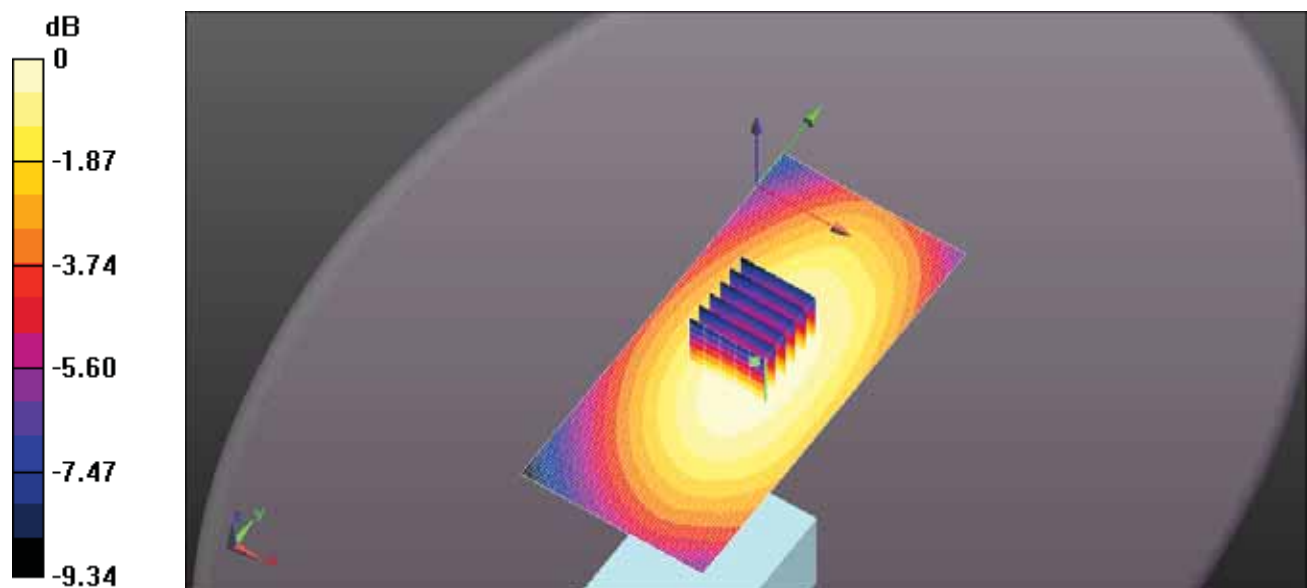
- Probe: EX3DV4 - SN3673; ConvF(11.15, 11.15, 11.15); Calibrated: 3/20/2017;
- Sensor-Surface: 3mm (Mechanical Surface Detection)
- Electronics: DAE4 Sn874; Calibrated: 8/22/2016
- Phantom: ELI 4.0; Type: QD OVA 001 BB; Serial: 1057
- DASY52 52.8.8(1222); SEMCAD X 14.6.10(7331)

**Configuration\_Head\_IC-F52D/Head Front, P=5W, d=25mm/Area Scan (61x131x1):**

Interpolated grid: dx=1.500 mm, dy=1.500 mm  
Maximum value of SAR (interpolated) = 2.62 W/kg

**Configuration\_Head\_IC-F52D/Head Front, P=5W, d=25mm/Zoom Scan (5x5x7)**

**(6x6x7)/Cube 0:** Measurement grid: dx=7.5mm, dy=7.5mm, dz=5mm  
Reference Value = 22.46 V/m; Power Drift = -0.07 dB  
Peak SAR (extrapolated) = 3.06 W/kg  
**SAR(1 g) = 2.36 W/kg; SAR(10 g) = 1.85 W/kg** (SAR corrected for target medium)  
Maximum value of SAR (measured) = 2.60 W/kg





Test Laboratory: Ultratech Group of Labs

File Name: [ICOM-455Q\\_FA-SC61VC\\_146mm\\_136MHz.da52:0](#)

**DUT: IC-F52D; Type: VHF Transceiver; Serial: 11000207**

Communication System: UID 0, CW (0); Frequency: 136 MHz; Duty Cycle: 1:1  
Medium parameters used:  $f = 136$  MHz;  $\sigma = 0.722$  S/m;  $\epsilon_r = 52.348$ ;  $\rho = 1000$  kg/m<sup>3</sup>; Phantom section:  
Flat Section; Measurement Standard: DASYS (IEEE/IEC/ANSI C63.19-2007)

DASY Configuration:

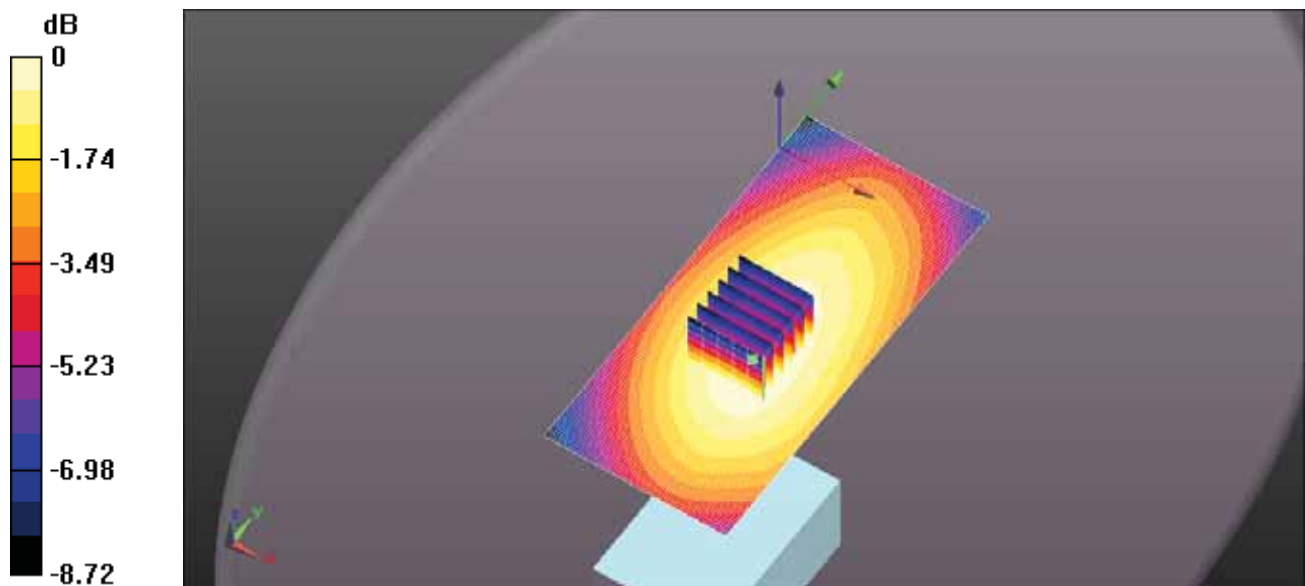
- Probe: EX3DV4 - SN3673; ConvF(11.15, 11.15, 11.15); Calibrated: 3/20/2017;
- Sensor-Surface: 3mm (Mechanical Surface Detection)
- Electronics: DAE4 Sn874; Calibrated: 8/22/2016
- Phantom: ELI 4.0; Type: QD OVA 001 BB; Serial: 1057
- DASYS2 52.8.8(1222); SEMCAD X 14.6.10(7331)

**Configuration\_Head\_IC-F52D/Head Front, P=5W, d=25mm/Area Scan (61x131x1):**

Interpolated grid: dx=1.500 mm, dy=1.500 mm  
Maximum value of SAR (interpolated) = 0.134 W/kg

**Configuration\_Head\_IC-F52D/Head Front, P=5W, d=25mm/Zoom Scan (5x5x7)**

**(6x6x7)/Cube 0:** Measurement grid: dx=7.5mm, dy=7.5mm, dz=5mm  
Reference Value = 5.032 V/m; Power Drift = -0.06 dB  
Peak SAR (extrapolated) = 0.157 W/kg  
**SAR(1 g) = 0.121 W/kg; SAR(10 g) = 0.095 W/kg** (SAR corrected for target medium)  
Maximum value of SAR (measured) = 0.133 W/kg



0 dB = 0.134 W/kg = -8.74 dBW/kg

Test Laboratory: Ultratech Group of Labs

File Name: [ICOM-455Q\\_FA-SC61VC 146mm 148.7MHz.da52:0](#)

**DUT: IC-F52D; Type: VHF Transceiver; Serial: 11000207**

Communication System: UID 0, CW (0); Frequency: 148.7 MHz; Duty Cycle: 1:1  
Medium parameters used (interpolated):  $f = 148.7$  MHz;  $\sigma = 0.737$  S/m;  $\epsilon_r = 50.704$ ;  $\rho = 1000$  kg/m<sup>3</sup> ;  
Phantom section: Flat Section ; Measurement Standard: DASYS (IEEE/IEC/ANSI C63.19-2007)

DASY Configuration:

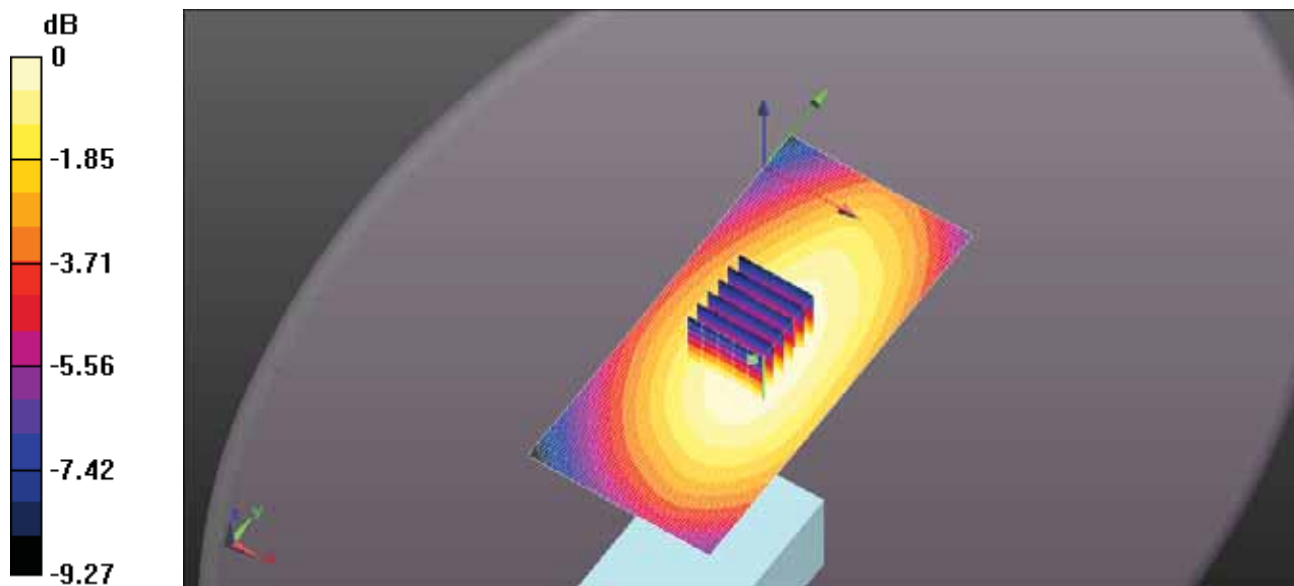
- Probe: EX3DV4 - SN3673; ConvF(11.15, 11.15, 11.15); Calibrated: 3/20/2017;
- Sensor-Surface: 3mm (Mechanical Surface Detection)
- Electronics: DAE4 Sn874; Calibrated: 8/22/2016
- Phantom: ELI 4.0; Type: QD OVA 001 BB; Serial: 1057
- DASYS 52.8.8(1222); SEMCAD X 14.6.10(7331)

**Configuration\_Head\_IC-F52D/Head Front, P=5W, d=25mm/Area Scan (61x131x1):**

Interpolated grid: dx=1.500 mm, dy=1.500 mm  
Maximum value of SAR (interpolated) = 0.369 W/kg

**Configuration\_Head\_IC-F52D/Head Front, P=5W, d=25mm/Zoom Scan (5x5x7)**

**(6x6x7)/Cube 0:** Measurement grid: dx=7.5mm, dy=7.5mm, dz=5mm  
Reference Value = 7.985 V/m; Power Drift = 0.04 dB  
Peak SAR (extrapolated) = 0.421 W/kg  
**SAR(1 g) = 0.323 W/kg; SAR(10 g) = 0.252 W/kg** (SAR corrected for target medium)  
Maximum value of SAR (measured) = 0.355 W/kg



0 dB = 0.369 W/kg = -4.33 dBW/kg

Test Laboratory: Ultratech Group of Labs

File Name: [ICOM-455Q\\_FA-SC61VC 146mm 160MHz.da52:0](#)

**DUT: IC-F52D; Type: VHF Transceiver; Serial: 11000207**

Communication System: UID 0, CW (0); Frequency: 160 MHz; Duty Cycle: 1:1  
Medium parameters used:  $f = 160$  MHz;  $\sigma = 0.751$  S/m;  $\epsilon_r = 49.187$ ;  $\rho = 1000$  kg/m<sup>3</sup>; Phantom section:  
Flat Section; Measurement Standard: DASYS (IEEE/IEC/ANSI C63.19-2007)

DASY Configuration:

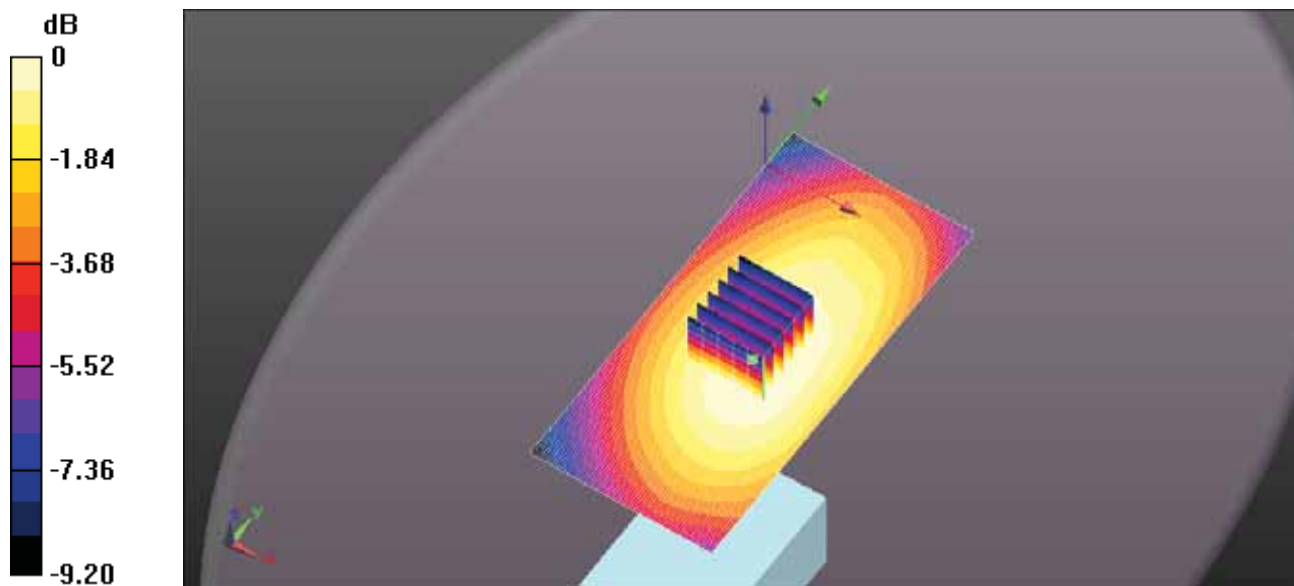
- Probe: EX3DV4 - SN3673; ConvF(11.15, 11.15, 11.15); Calibrated: 3/20/2017;
- Sensor-Surface: 3mm (Mechanical Surface Detection)
- Electronics: DAE4 Sn874; Calibrated: 8/22/2016
- Phantom: ELI 4.0; Type: QD OVA 001 BB; Serial: 1057
- DASYS2 52.8.8(1222); SEMCAD X 14.6.10(7331)

**Configuration\_Head\_IC-F52D/Head Front, P=5W, d=25mm/Area Scan (61x131x1):**

Interpolated grid: dx=1.500 mm, dy=1.500 mm  
Maximum value of SAR (interpolated) = 0.736 W/kg

**Configuration\_Head\_IC-F52D/Head Front, P=5W, d=25mm/Zoom Scan (5x5x7)**

**(6x6x7)/Cube 0:** Measurement grid: dx=7.5mm, dy=7.5mm, dz=5mm  
Reference Value = 11.16 V/m; Power Drift = 0.04 dB  
Peak SAR (extrapolated) = 0.868 W/kg  
**SAR(1 g) = 0.672 W/kg; SAR(10 g) = 0.527 W/kg** (SAR corrected for target medium)  
Maximum value of SAR (measured) = 0.739 W/kg



0 dB = 0.736 W/kg = -1.33 dBW/kg

Test Laboratory: Ultratech Group of Labs

File Name: [ICOM-455Q\\_FA-SC61VC\\_146mm\\_174MHz\\_da52:0](#)

**DUT: IC-F52D; Type: VHF Transceiver; Serial: 11000207**

Communication System: UID 0, CW (0); Frequency: 174 MHz; Duty Cycle: 1:1  
Medium parameters used:  $f = 174$  MHz;  $\sigma = 0.767$  S/m;  $\epsilon_r = 48.31$ ;  $\rho = 1000$  kg/m<sup>3</sup>; Phantom section:  
Flat Section ; Measurement Standard: DASY5 (IEEE/IEC/ANSI C63.19-2007)

DASY Configuration:

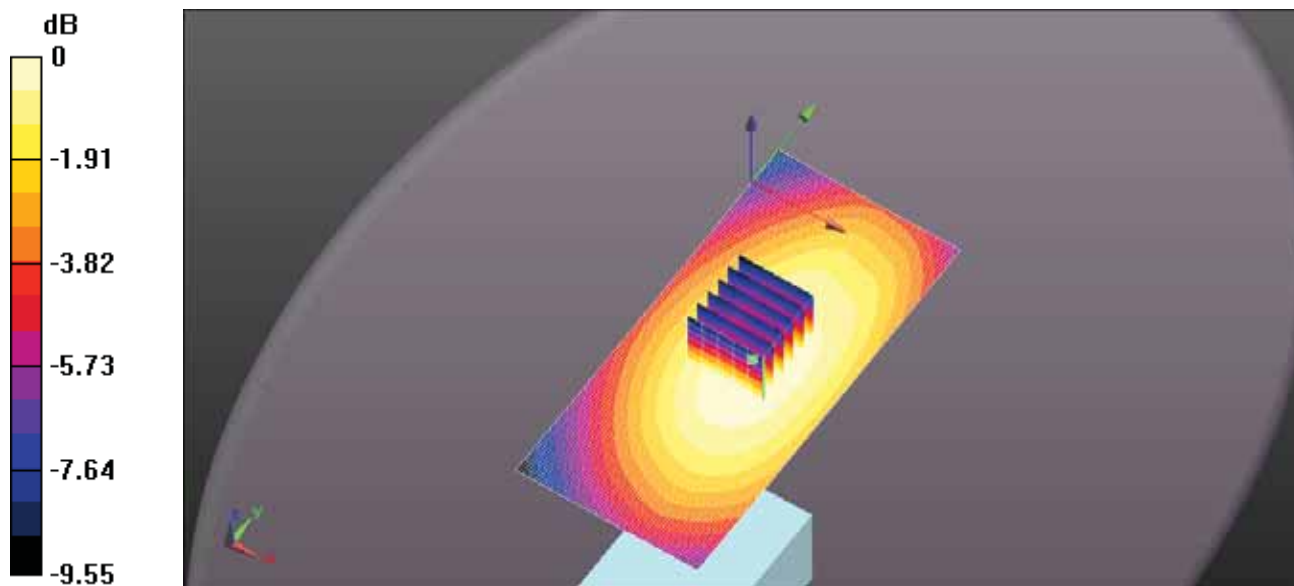
- Probe: EX3DV4 - SN3673; ConvF(11.15, 11.15, 11.15); Calibrated: 3/20/2017;
- Sensor-Surface: 3mm (Mechanical Surface Detection)
- Electronics: DAE4 Sn874; Calibrated: 8/22/2016
- Phantom: ELI 4.0; Type: QD OVA 001 BB; Serial: 1057
- DASY52 52.8.8(1222); SEMCAD X 14.6.10(7331)

**Configuration\_Head\_IC-F52D/Head Front, P=5W, d=25mm/Area Scan (61x131x1):**

Interpolated grid: dx=1.500 mm, dy=1.500 mm  
Maximum value of SAR (interpolated) = 1.46 W/kg

**Configuration\_Head\_IC-F52D/Head Front, P=5W, d=25mm/Zoom Scan (5x5x7)**

**(6x6x7)/Cube 0:** Measurement grid: dx=7.5mm, dy=7.5mm, dz=5mm  
Reference Value = 15.81 V/m; Power Drift = -0.05 dB  
Peak SAR (extrapolated) = 1.67 W/kg  
**SAR(1 g) = 1.28 W/kg; SAR(10 g) = 1 W/kg** (SAR corrected for target medium)  
Maximum value of SAR (measured) = 1.42 W/kg



0 dB = 1.46 W/kg = 1.65 dBW/kg

Test Laboratory: Ultratech Group of Labs

File Name: [ICOM-455Q\\_FA-SC61VC 141mm 142.3MHz.da52:0](#)

**DUT: IC-F52D; Type: VHF Transceiver; Serial: 11000207**

Communication System: UID 0, CW (0); Frequency: 142.3 MHz; Duty Cycle: 1:1  
Medium parameters used (interpolated):  $f = 142.3$  MHz;  $\sigma = 0.729$  S/m;  $\epsilon_r = 51.45$ ;  $\rho = 1000$  kg/m<sup>3</sup> ;  
Phantom section: Flat Section ; Measurement Standard: DASYS (IEEE/IEC/ANSI C63.19-2007)

DASY Configuration:

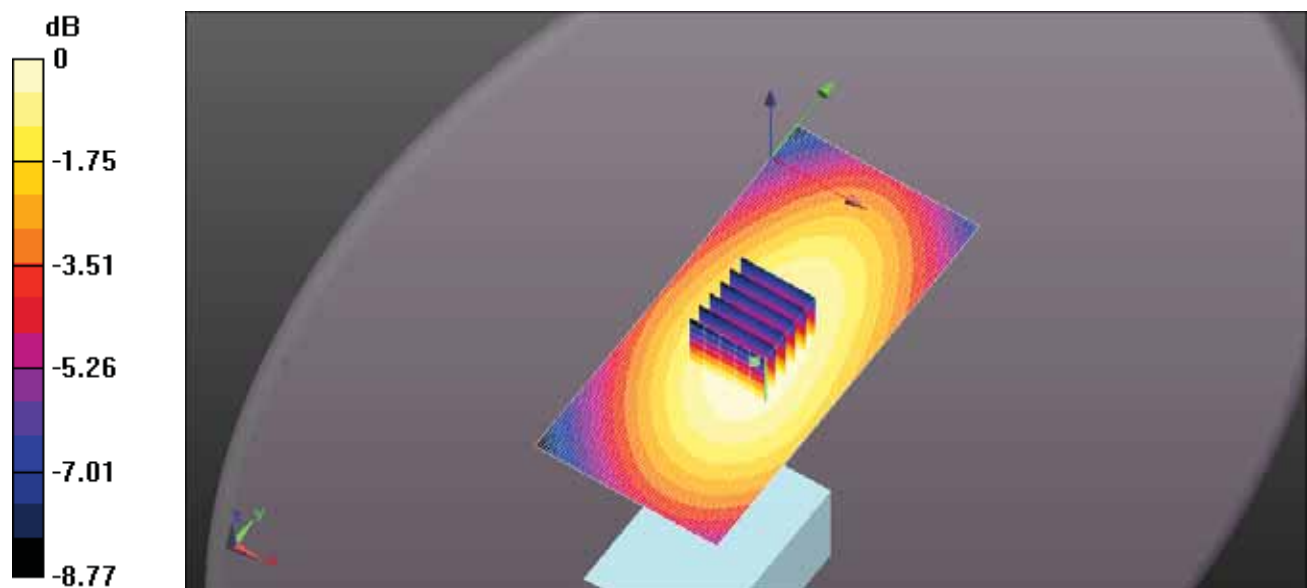
- Probe: EX3DV4 - SN3673; ConvF(11.15, 11.15, 11.15); Calibrated: 3/20/2017;
- Sensor-Surface: 3mm (Mechanical Surface Detection)
- Electronics: DAE4 Sn874; Calibrated: 8/22/2016
- Phantom: ELI 4.0; Type: QD OVA 001 BB; Serial: 1057
- DASYS 52.8.8(1222); SEMCAD X 14.6.10(7331)

**Configuration\_Head\_IC-F52D/Head Front, P=5W, d=25mm/Area Scan (61x131x1):**

Interpolated grid: dx=1.500 mm, dy=1.500 mm  
Maximum value of SAR (interpolated) = 0.126 W/kg

**Configuration\_Head\_IC-F52D/Head Front, P=5W, d=25mm/Zoom Scan (5x5x7)**

**(6x6x7)/Cube 0:** Measurement grid: dx=7.5mm, dy=7.5mm, dz=5mm  
Reference Value = 4.967 V/m; Power Drift = 0.10 dB  
Peak SAR (extrapolated) = 0.147 W/kg  
**SAR(1 g) = 0.115 W/kg; SAR(10 g) = 0.090 W/kg** (SAR corrected for target medium)  
Maximum value of SAR (measured) = 0.126 W/kg



0 dB = 0.126 W/kg = -9.00 dBW/kg

Test Laboratory: Ultratech Group of Labs

File Name: [ICOM-455Q\\_FA-SC61VC 141mm 155MHz.da52:0](#)

**DUT: IC-F52D; Type: VHF Transceiver; Serial: 11000207**

Communication System: UID 0, CW (0); Frequency: 155 MHz; Duty Cycle: 1:1  
Medium parameters used (interpolated):  $f = 155 \text{ MHz}$ ;  $\sigma = 0.747 \text{ S/m}$ ;  $\epsilon_r = 49.898$ ;  $\rho = 1000 \text{ kg/m}^3$  ;  
Phantom section: Flat Section ; Measurement Standard: DASYS (IEEE/IEC/ANSI C63.19-2007)

DASY Configuration:

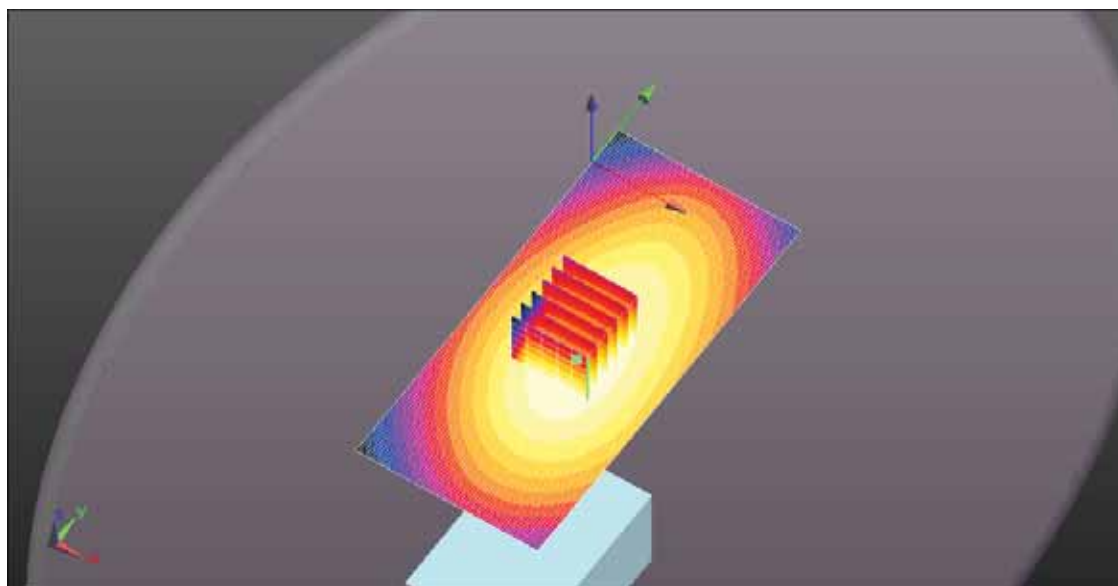
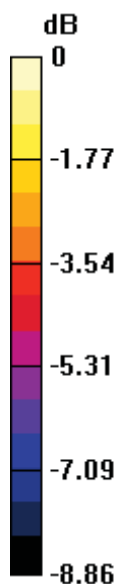
- Probe: EX3DV4 - SN3673; ConvF(11.15, 11.15, 11.15); Calibrated: 3/20/2017;
- Sensor-Surface: 3mm (Mechanical Surface Detection)
- Electronics: DAE4 Sn874; Calibrated: 8/22/2016
- Phantom: ELI 4.0; Type: QD OVA 001 BB; Serial: 1057
- DASYS 52.8.8(1222); SEMCAD X 14.6.10(7331)

**Configuration\_Head\_IC-F52D/Head Front, P=5W, d=25mm/Area Scan (61x131x1):**

Interpolated grid:  $dx=1.500 \text{ mm}$ ,  $dy=1.500 \text{ mm}$   
Maximum value of SAR (interpolated) = 0.268 W/kg

**Configuration\_Head\_IC-F52D/Head Front, P=5W, d=25mm/Zoom Scan (5x5x7)**

**(6x6x7)/Cube 0:** Measurement grid:  $dx=7.5\text{mm}$ ,  $dy=7.5\text{mm}$ ,  $dz=5\text{mm}$   
Reference Value = 6.839 V/m; Power Drift = -0.21 dB  
Peak SAR (extrapolated) = 0.326 W/kg  
**SAR(1 g) = 0.244 W/kg; SAR(10 g) = 0.192 W/kg** (SAR corrected for target medium)  
Maximum value of SAR (measured) = 0.267 W/kg



0 dB = 0.268 W/kg = -5.72 dBW/kg

Test Laboratory: Ultratech Group of Labs

File Name: [ICOM-455Q\\_FA-SC61VC 141mm 165MHz.da52:0](#)

**DUT: IC-F52D; Type: VHF Transceiver; Serial: 11000207**

Communication System: UID 0, CW (0); Frequency: 165 MHz; Duty Cycle: 1:1  
Medium parameters used (interpolated):  $f = 165$  MHz;  $\sigma = 0.757$  S/m;  $\epsilon_r = 48.858$ ;  $\rho = 1000$  kg/m<sup>3</sup> ;  
Phantom section: Flat Section ; Measurement Standard: DASYS (IEEE/IEC/ANSI C63.19-2007)

DASY Configuration:

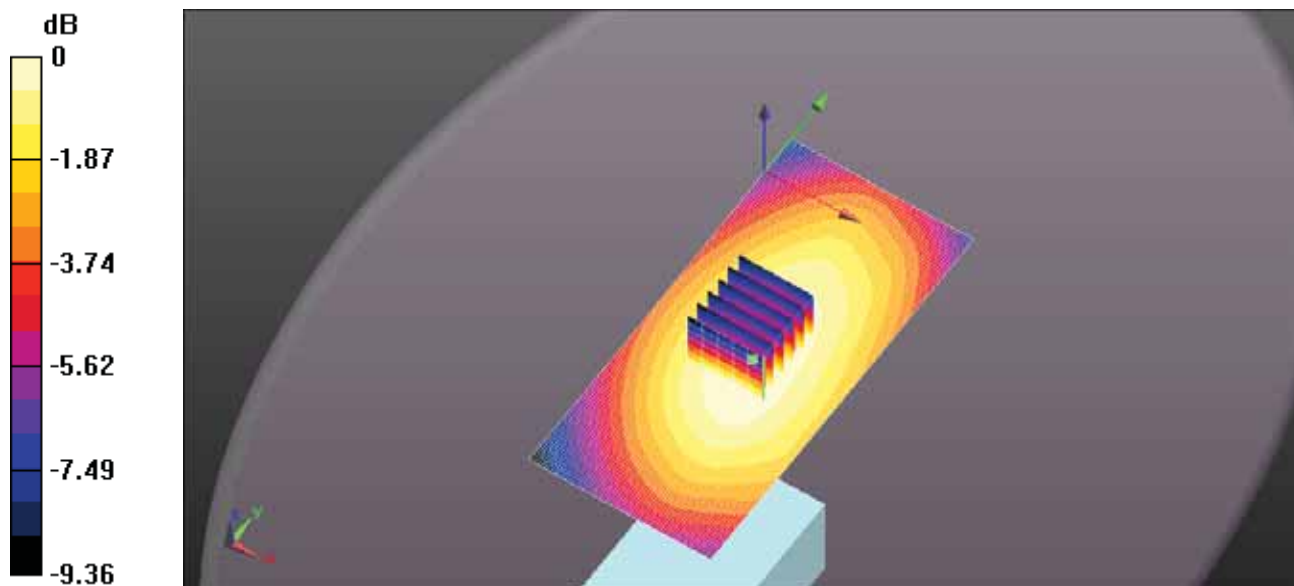
- Probe: EX3DV4 - SN3673; ConvF(11.15, 11.15, 11.15); Calibrated: 3/20/2017;
- Sensor-Surface: 3mm (Mechanical Surface Detection)
- Electronics: DAE4 Sn874; Calibrated: 8/22/2016
- Phantom: ELI 4.0; Type: QD OVA 001 BB; Serial: 1057
- DASYS 52.8.8(1222); SEMCAD X 14.6.10(7331)

**Configuration\_Head\_IC-F52D/Head Front, P=5W, d=25mm/Area Scan (61x131x1):**

Interpolated grid: dx=1.500 mm, dy=1.500 mm  
Maximum value of SAR (interpolated) = 0.548 W/kg

**Configuration\_Head\_IC-F52D/Head Front, P=5W, d=25mm/Zoom Scan (5x5x7)**

**(6x6x7)/Cube 0:** Measurement grid: dx=7.5mm, dy=7.5mm, dz=5mm  
Reference Value = 10.38 V/m; Power Drift = -0.05 dB  
Peak SAR (extrapolated) = 0.636 W/kg  
**SAR(1 g) = 0.493 W/kg; SAR(10 g) = 0.386 W/kg** (SAR corrected for target medium)  
Maximum value of SAR (measured) = 0.541 W/kg



0 dB = 0.548 W/kg = -2.61 dBW/kg

Test Laboratory: Ultratech Group of Labs

File Name: [ICOM-455Q\\_FA-SC61VC\\_137mm\\_142.3MHz.da52:0](#)

**DUT: IC-F52D; Type: VHF Transceiver; Serial: 11000207**

Communication System: UID 0, CW (0); Frequency: 142.3 MHz; Duty Cycle: 1:1  
Medium parameters used (interpolated):  $f = 142.3$  MHz;  $\sigma = 0.729$  S/m;  $\epsilon_r = 51.45$ ;  $\rho = 1000$  kg/m<sup>3</sup> ;  
Phantom section: Flat Section ; Measurement Standard: DASYS (IEEE/IEC/ANSI C63.19-2007)

DASY Configuration:

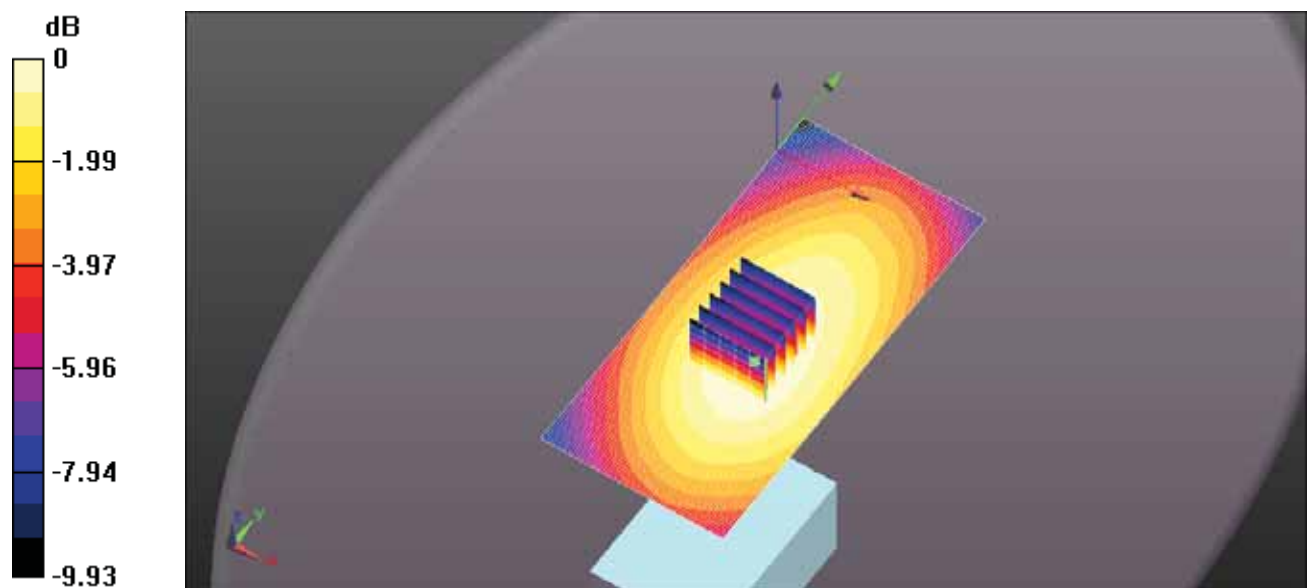
- Probe: EX3DV4 - SN3673; ConvF(11.15, 11.15, 11.15); Calibrated: 3/20/2017;
- Sensor-Surface: 3mm (Mechanical Surface Detection)
- Electronics: DAE4 Sn874; Calibrated: 8/22/2016
- Phantom: ELI 4.0; Type: QD OVA 001 BB; Serial: 1057
- DASYS 52.8.8(1222); SEMCAD X 14.6.10(7331)

**Configuration\_Head\_IC-F52D/Head Front, P=5W, d=25mm/Area Scan (61x131x1):**

Interpolated grid: dx=1.500 mm, dy=1.500 mm  
Maximum value of SAR (interpolated) = 0.111 W/kg

**Configuration\_Head\_IC-F52D/Head Front, P=5W, d=25mm/Zoom Scan (5x5x7)**

**(6x6x7)/Cube 0:** Measurement grid: dx=7.5mm, dy=7.5mm, dz=5mm  
Reference Value = 4.021 V/m; Power Drift = 0.02 dB  
Peak SAR (extrapolated) = 0.128 W/kg  
**SAR(1 g) = 0.100 W/kg; SAR(10 g) = 0.078 W/kg** (SAR corrected for target medium)  
Maximum value of SAR (measured) = 0.109 W/kg



0 dB = 0.111 W/kg = -9.53 dBW/kg



Test Laboratory: Ultratech Group of Labs

File Name: [ICOM-455Q\\_FA-SC61VC\\_137mm\\_155MHz\\_da52:0](#)

**DUT: IC-F52D; Type: VHF Transceiver; Serial: 11000207**

Communication System: UID 0, CW (0); Frequency: 155 MHz; Duty Cycle: 1:1  
Medium parameters used (interpolated):  $f = 155$  MHz;  $\sigma = 0.747$  S/m;  $\epsilon_r = 49.898$ ;  $\rho = 1000$  kg/m<sup>3</sup> ;  
Phantom section: Flat Section ; Measurement Standard: DASYS (IEEE/IEC/ANSI C63.19-2007)

DASY Configuration:

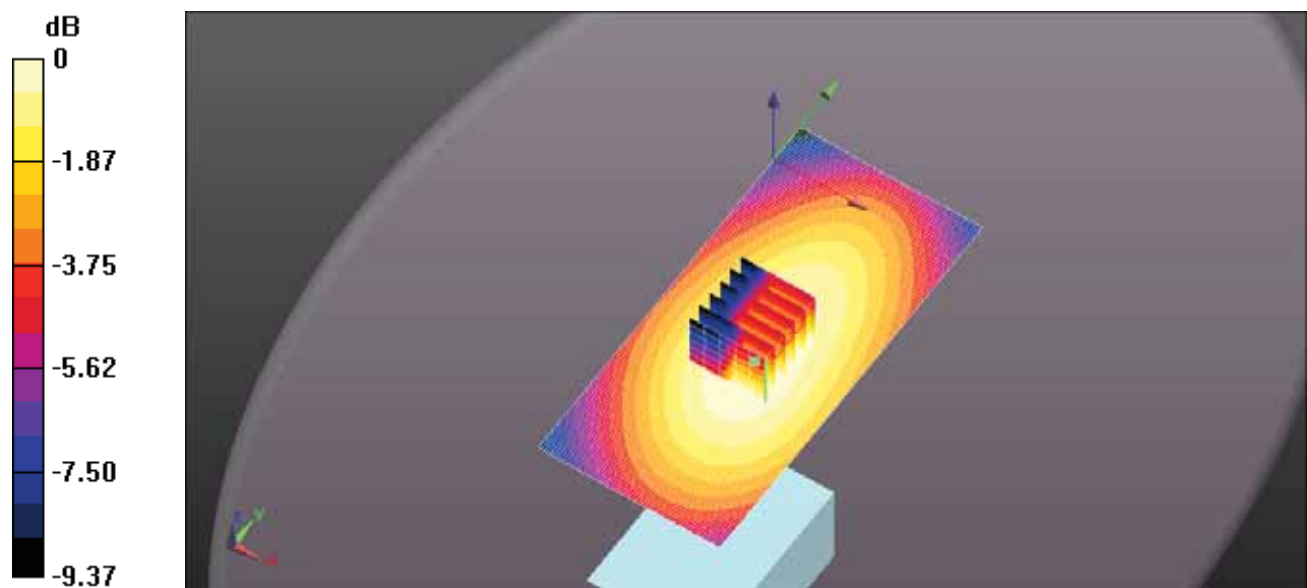
- Probe: EX3DV4 - SN3673; ConvF(11.15, 11.15, 11.15); Calibrated: 3/20/2017;
- Sensor-Surface: 3mm (Mechanical Surface Detection)
- Electronics: DAE4 Sn874; Calibrated: 8/22/2016
- Phantom: ELI 4.0; Type: QD OVA 001 BB; Serial: 1057
- DASYS 52.8.8(1222); SEMCAD X 14.6.10(7331)

**Configuration\_Head\_IC-F52D/Head Front, P=5W, d=25mm/Area Scan (61x131x1):**

Interpolated grid: dx=1.500 mm, dy=1.500 mm  
Maximum value of SAR (interpolated) = 0.211 W/kg

**Configuration\_Head\_IC-F52D/Head Front, P=5W, d=25mm/Zoom Scan (5x5x7)**

**(6x6x7)/Cube 0:** Measurement grid: dx=7.5mm, dy=7.5mm, dz=5mm  
Reference Value = 5.693 V/m; Power Drift = -0.00 dB  
Peak SAR (extrapolated) = 0.293 W/kg  
**SAR(1 g) = 0.209 W/kg; SAR(10 g) = 0.156 W/kg** (SAR corrected for target medium)  
Maximum value of SAR (measured) = 0.216 W/kg



0 dB = 0.211 W/kg = -6.75 dBW/kg

Test Laboratory: Ultratech Group of Labs

File Name: [ICOM-455Q\\_FA-SC61VC\\_137mm\\_170MHz\\_da52:0](#)

**DUT: IC-F52D; Type: VHF Transceiver; Serial: 11000207**

Communication System: UID 0, CW (0); Frequency: 170 MHz; Duty Cycle: 1:1  
Medium parameters used:  $f = 170$  MHz;  $\sigma = 0.763$  S/m;  $\epsilon_r = 48.448$ ;  $\rho = 1000$  kg/m<sup>3</sup>; Phantom section:  
Flat Section; Measurement Standard: DASYS (IEEE/IEC/ANSI C63.19-2007)

DASY Configuration:

- Probe: EX3DV4 - SN3673; ConvF(11.15, 11.15, 11.15); Calibrated: 3/20/2017;
- Sensor-Surface: 3mm (Mechanical Surface Detection)
- Electronics: DAE4 Sn874; Calibrated: 8/22/2016
- Phantom: ELI 4.0; Type: QD OVA 001 BB; Serial: 1057
- DASYS2 52.8.8(1222); SEMCAD X 14.6.10(7331)

**Configuration\_Head\_IC-F52D/Head Front, P=5W, d=25mm/Area Scan (61x131x1):**

Interpolated grid: dx=1.500 mm, dy=1.500 mm

Maximum value of SAR (interpolated) = 0.806 W/kg

**Configuration\_Head\_IC-F52D/Head Front, P=5W, d=25mm/Zoom Scan (5x5x7)**

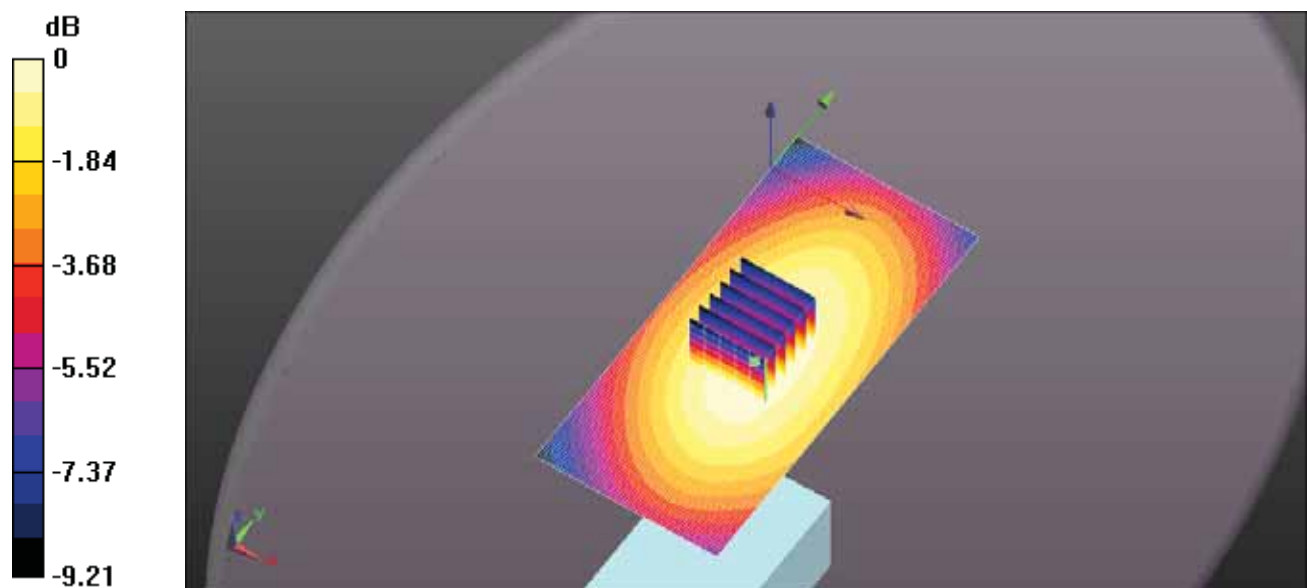
(6x6x7)/Cube 0: Measurement grid: dx=7.5mm, dy=7.5mm, dz=5mm

Reference Value = 11.26 V/m; Power Drift = 0.02 dB

Peak SAR (extrapolated) = 0.937 W/kg

**SAR(1 g) = 0.722 W/kg; SAR(10 g) = 0.564 W/kg** (SAR corrected for target medium)

Maximum value of SAR (measured) = 0.792 W/kg



0 dB = 0.806 W/kg = -0.94 dBW/kg

Test Laboratory: Ultratech Group of Labs

File Name: [ICOM-455Q\\_FA-SC61VC\\_133mm\\_136MHz\\_da52:0](#)

**DUT: IC-F52D; Type: VHF Transceiver; Serial: 11000207**

Communication System: UID 0, CW (0); Frequency: 136 MHz; Duty Cycle: 1:1  
Medium parameters used:  $f = 136$  MHz;  $\sigma = 0.722$  S/m;  $\epsilon_r = 52.348$ ;  $\rho = 1000$  kg/m<sup>3</sup>; Phantom section:  
Flat Section; Measurement Standard: DASY5 (IEEE/IEC/ANSI C63.19-2007)

DASY Configuration:

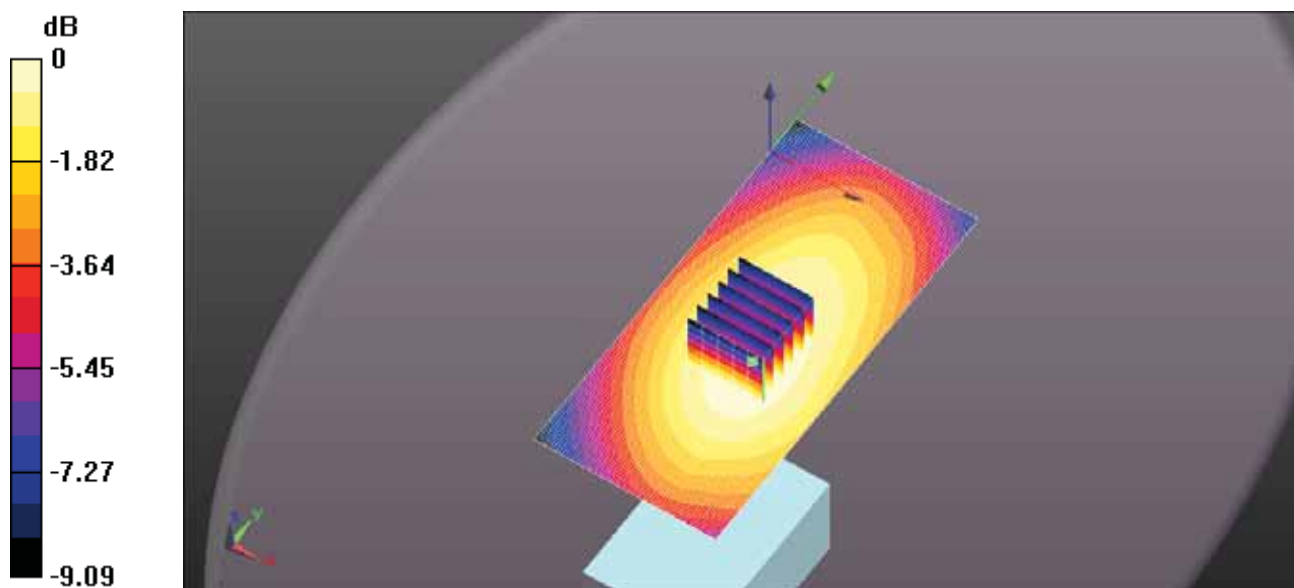
- Probe: EX3DV4 - SN3673; ConvF(11.15, 11.15, 11.15); Calibrated: 3/20/2017;
- Sensor-Surface: 3mm (Mechanical Surface Detection)
- Electronics: DAE4 Sn874; Calibrated: 8/22/2016
- Phantom: ELI 4.0; Type: QD OVA 001 BB; Serial: 1057
- DASY52 52.8.8(1222); SEMCAD X 14.6.10(7331)

**Configuration\_Head\_IC-F52D/Head Front, P=5W, d=25mm/Area Scan (61x131x1):**

Interpolated grid: dx=1.500 mm, dy=1.500 mm  
Maximum value of SAR (interpolated) = 0.0853 W/kg

**Configuration\_Head\_IC-F52D/Head Front, P=5W, d=25mm/Zoom Scan (5x5x7)**

**(6x6x7)/Cube 0:** Measurement grid: dx=7.5mm, dy=7.5mm, dz=5mm  
Reference Value = 3.831 V/m; Power Drift = 0.01 dB  
Peak SAR (extrapolated) = 0.0980 W/kg  
**SAR(1 g) = 0.076 W/kg; SAR(10 g) = 0.059 W/kg** (SAR corrected for target medium)  
Maximum value of SAR (measured) = 0.0832 W/kg



Test Laboratory: Ultratech Group of Labs

File Name: [ICOM-455Q\\_FA-SC61VC\\_133mm\\_148.7MHz.da52:0](#)

**DUT: IC-F52D; Type: VHF Transceiver; Serial: 11000207**

Communication System: UID 0, CW (0); Frequency: 148.7 MHz; Duty Cycle: 1:1

Medium parameters used (interpolated):  $f = 148.7$  MHz;  $\sigma = 0.737$  S/m;  $\epsilon_r = 50.704$ ;  $\rho = 1000$  kg/m<sup>3</sup> ;

Phantom section: Flat Section ; Measurement Standard: DASYS (IEEE/IEC/ANSI C63.19-2007)

DASY Configuration:

- Probe: EX3DV4 - SN3673; ConvF(11.15, 11.15, 11.15); Calibrated: 3/20/2017;
- Sensor-Surface: 3mm (Mechanical Surface Detection)
- Electronics: DAE4 Sn874; Calibrated: 8/22/2016
- Phantom: ELI 4.0; Type: QD OVA 001 BB; Serial: 1057
- DASYS 52.8.8(1222); SEMCAD X 14.6.10(7331)

**Configuration\_Head\_IC-F52D/Head Front, P=5W, d=25mm/Area Scan (61x131x1):**

Interpolated grid: dx=1.500 mm, dy=1.500 mm

Maximum value of SAR (interpolated) = 0.139 W/kg

**Configuration\_Head\_IC-F52D/Head Front, P=5W, d=25mm/Zoom Scan (5x5x7)**

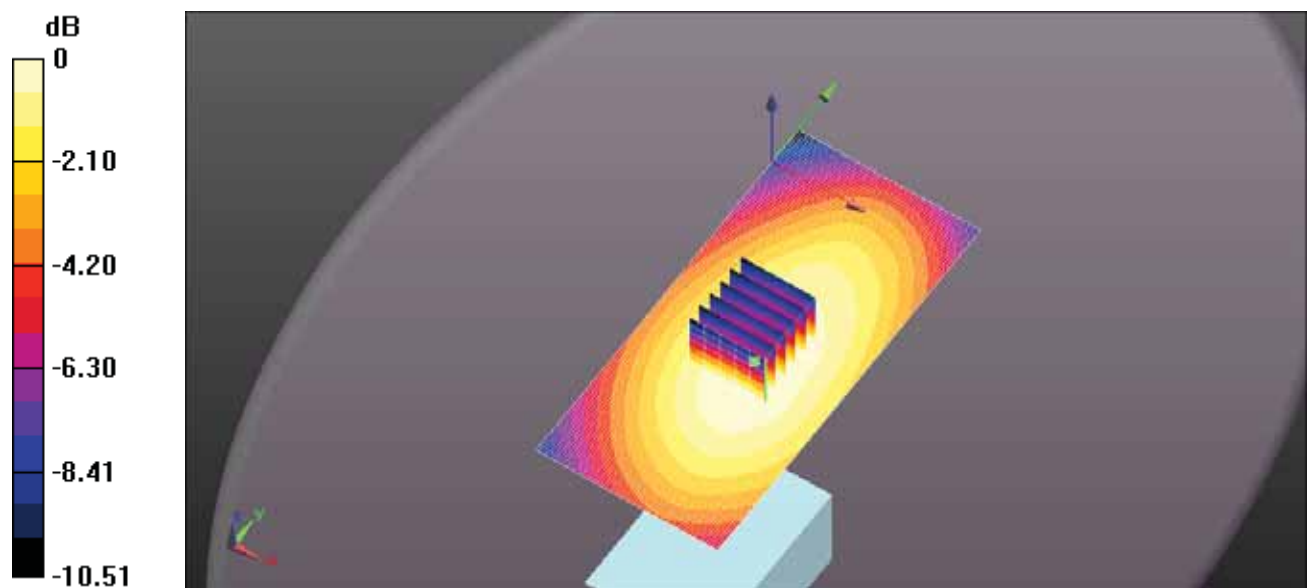
(6x6x7)/Cube 0: Measurement grid: dx=7.5mm, dy=7.5mm, dz=5mm

Reference Value = 4.158 V/m; Power Drift = 0.03 dB

Peak SAR (extrapolated) = 0.161 W/kg

**SAR(1 g) = 0.124 W/kg; SAR(10 g) = 0.097 W/kg** (SAR corrected for target medium)

Maximum value of SAR (measured) = 0.136 W/kg



0 dB = 0.139 W/kg = -8.57 dBW/kg

Test Laboratory: Ultratech Group of Labs

File Name: [ICOM-455Q\\_FA-SC61VC\\_133mm\\_161.3MHz.da52:0](#)

**DUT: IC-F52D; Type: VHF Transceiver; Serial: 11000207**

Communication System: UID 0, CW (0); Frequency: 161.3 MHz; Duty Cycle: 1:1  
Medium parameters used:  $f = 162$  MHz;  $\sigma = 0.754$  S/m;  $\epsilon_r = 49.005$ ;  $\rho = 1000$  kg/m<sup>3</sup>; Phantom section:  
Flat Section; Measurement Standard: DASYS (IEEE/IEC/ANSI C63.19-2007)

DASY Configuration:

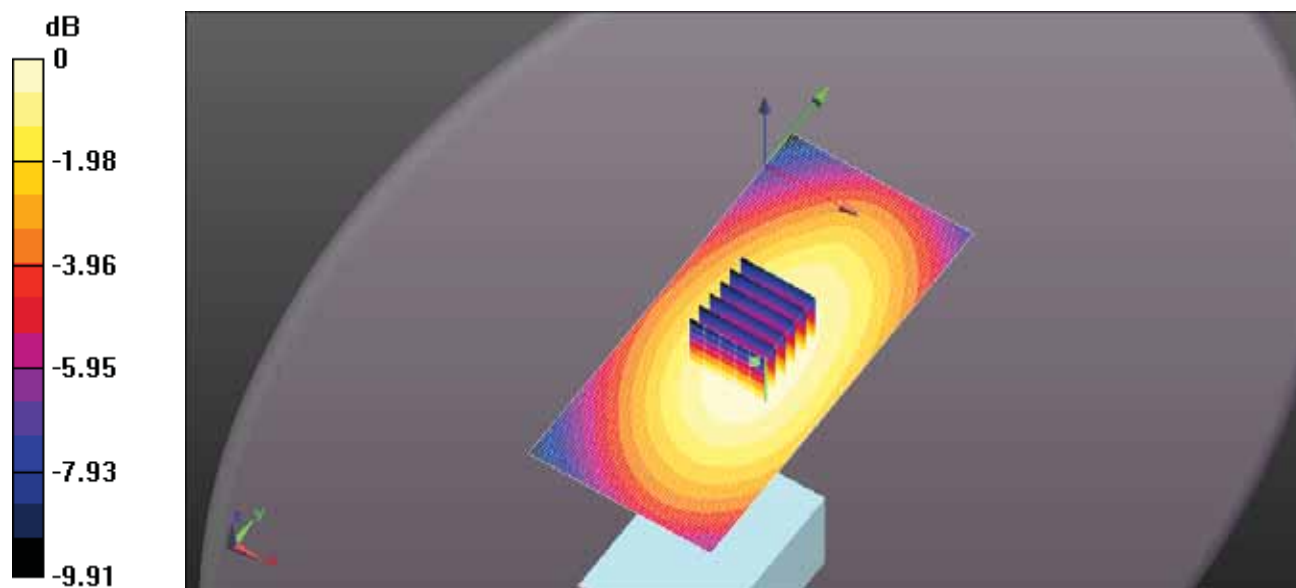
- Probe: EX3DV4 - SN3673; ConvF(11.15, 11.15, 11.15); Calibrated: 3/20/2017;
- Sensor-Surface: 3mm (Mechanical Surface Detection)
- Electronics: DAE4 Sn874; Calibrated: 8/22/2016
- Phantom: ELI 4.0; Type: QD OVA 001 BB; Serial: 1057
- DASYS 52.8.8(1222); SEMCAD X 14.6.10(7331)

**Configuration\_Head\_IC-F52D/Head Front, P=5W, d=25mm/Area Scan (61x131x1):**

Interpolated grid: dx=1.500 mm, dy=1.500 mm  
Maximum value of SAR (interpolated) = 0.251 W/kg

**Configuration\_Head\_IC-F52D/Head Front, P=5W, d=25mm/Zoom Scan (5x5x7)**

**(6x6x7)/Cube 0:** Measurement grid: dx=7.5mm, dy=7.5mm, dz=5mm  
Reference Value = 5.866 V/m; Power Drift = 0.03 dB  
Peak SAR (extrapolated) = 0.286 W/kg  
**SAR(1 g) = 0.221 W/kg; SAR(10 g) = 0.172 W/kg** (SAR corrected for target medium)  
Maximum value of SAR (measured) = 0.243 W/kg



0 dB = 0.251 W/kg = -6.00 dBW/kg

Test Laboratory: Ultratech Group of Labs

File Name: [ICOM-455Q\\_FA-SC61VC\\_133mm\\_174MHz.da52:0](#)

**DUT: IC-F52D; Type: VHF Transceiver; Serial: 11000207**

Communication System: UID 0, CW (0); Frequency: 174 MHz; Duty Cycle: 1:1  
Medium parameters used:  $f = 174$  MHz;  $\sigma = 0.767$  S/m;  $\epsilon_r = 48.31$ ;  $\rho = 1000$  kg/m<sup>3</sup>; Phantom section:  
Flat Section; Measurement Standard: DASY5 (IEEE/IEC/ANSI C63.19-2007)

DASY Configuration:

- Probe: EX3DV4 - SN3673; ConvF(11.15, 11.15, 11.15); Calibrated: 3/20/2017;
- Sensor-Surface: 3mm (Mechanical Surface Detection)
- Electronics: DAE4 Sn874; Calibrated: 8/22/2016
- Phantom: ELI 4.0; Type: QD OVA 001 BB; Serial: 1057
- DASY52 52.8.8(1222); SEMCAD X 14.6.10(7331)

**Configuration\_Head\_IC-F52D/Head Front, P=5W, d=25mm/Area Scan (61x131x1):**

Interpolated grid: dx=1.500 mm, dy=1.500 mm

Maximum value of SAR (interpolated) = 0.916 W/kg

**Configuration\_Head\_IC-F52D/Head Front, P=5W, d=25mm/Zoom Scan (5x5x7)**

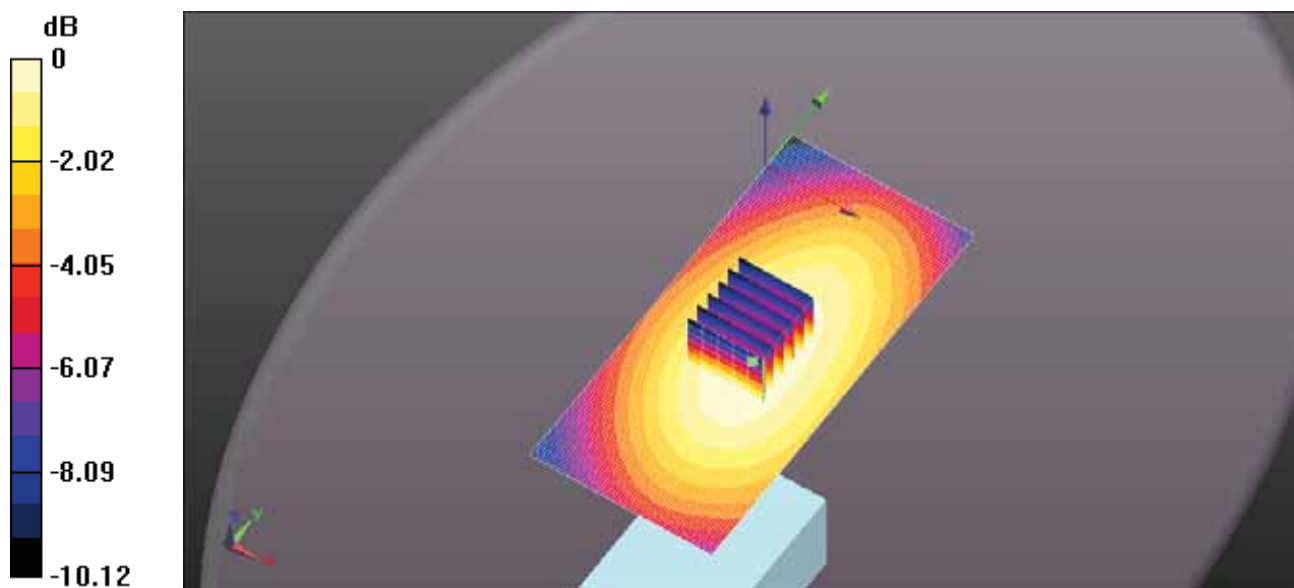
**(6x6x7)/Cube 0:** Measurement grid: dx=7.5mm, dy=7.5mm, dz=5mm

Reference Value = 10.77 V/m; Power Drift = -0.05 dB

Peak SAR (extrapolated) = 1.06 W/kg

**SAR(1 g) = 0.815 W/kg; SAR(10 g) = 0.635 W/kg** (SAR corrected for target medium)

Maximum value of SAR (measured) = 0.893 W/kg



0 dB = 0.916 W/kg = -0.38 dBW/kg

## EXHIBIT 4. BODY MEASUREMENT DATA

File Name: [ICOM-455Q FA-SC26VS SP-29.da52:0](#)

**DUT: IC-F52D; Type: VHF Transceiver; Serial: 11000207**

Communication System: UID 0, CW (0); Frequency: 140 MHz; Duty Cycle: 1:1  
Medium parameters used:  $f = 140$  MHz;  $\sigma = 0.784$  S/m;  $\epsilon_r = 61.745$ ;  $\rho = 1000$  kg/m<sup>3</sup>; Phantom section:  
Flat Section; Measurement Standard: DASYS (IEEE/IEC/ANSI C63.19-2007)

DASY Configuration:

- Probe: EX3DV4 - SN3673; ConvF(10.93, 10.93, 10.93); Calibrated: 3/20/2017;
- Sensor-Surface: 3mm (Mechanical Surface Detection)
- Electronics: DAE4 Sn874; Calibrated: 8/22/2016
- Phantom: ELI 4.0; Type: QD OVA 001 BB; Serial: 1057
- DASYS2 52.8.8(1222); SEMCAD X 14.6.10(7331)

**Configuration\_Body\_IC-F52D/Body Back, P=5W, d=0mm/Area Scan (61x131x1):**

Interpolated grid: dx=1.500 mm, dy=1.500 mm

Maximum value of SAR (interpolated) = 0.334 W/kg

**Configuration\_Body\_IC-F52D/Body Back, P=5W, d=0mm/Zoom Scan (5x5x7)**

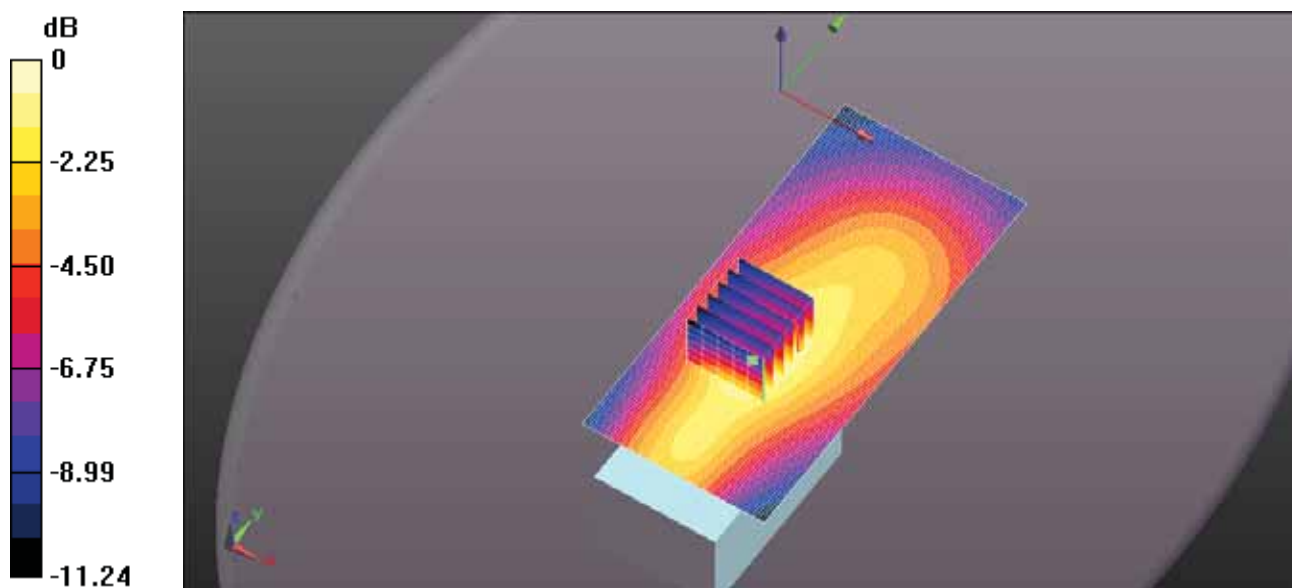
**(6x6x7)/Cube 0:** Measurement grid: dx=7.5mm, dy=7.5mm, dz=5mm

Reference Value = 5.914 V/m; Power Drift = -0.28 dB

Peak SAR (extrapolated) = 0.464 W/kg

**SAR(1 g) = 0.285 W/kg; SAR(10 g) = 0.192 W/kg** (SAR corrected for target medium)

Maximum value of SAR (measured) = 0.338 W/kg



0 dB = 0.334 W/kg = -4.77 dBW/kg

Test Laboratory: Ultratech Group of Labs

File Name: [ICOM-455Q\\_FA-SC27VS\\_146MHz.da52:0](#)

**DUT: IC-F52D; Type: VHF Transceiver; Serial: 11000207**

Communication System: UID 0, CW (0); Frequency: 146 MHz; Duty Cycle: 1:1  
Medium parameters used:  $f = 146$  MHz;  $\sigma = 0.779$  S/m;  $\epsilon_r = 62.346$ ;  $\rho = 1000$  kg/m<sup>3</sup>; Phantom section:  
Flat Section; Measurement Standard: DASYS (IEEE/IEC/ANSI C63.19-2007)

DASY Configuration:

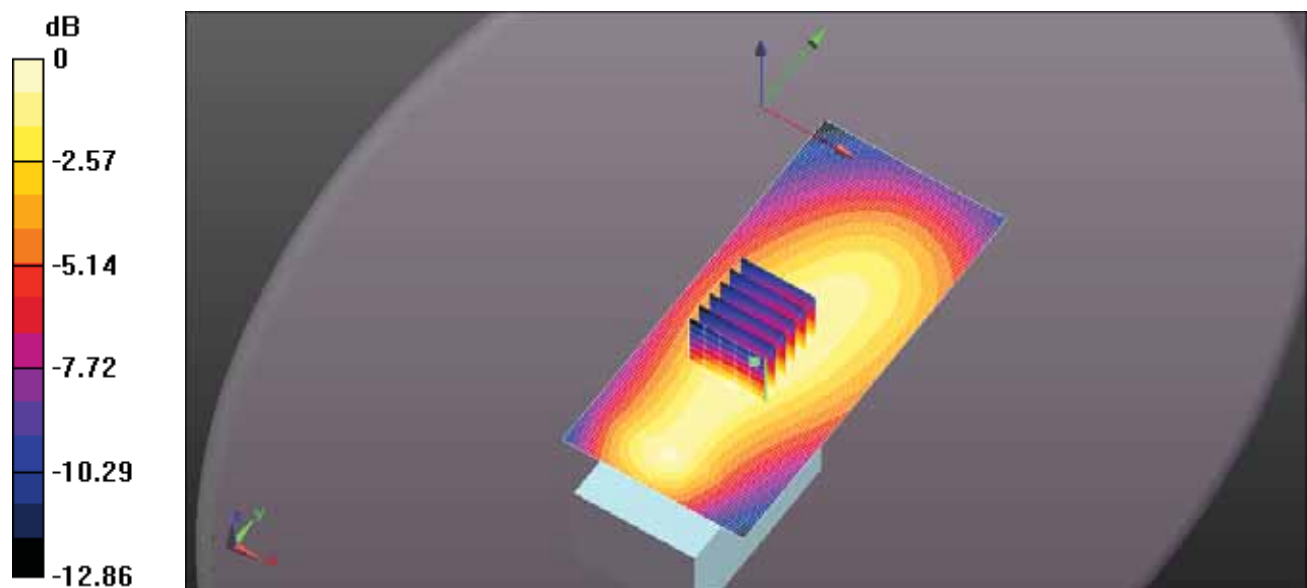
- Probe: EX3DV4 - SN3673; ConvF(10.93, 10.93, 10.93); Calibrated: 3/20/2017;
- Sensor-Surface: 3mm (Mechanical Surface Detection)
- Electronics: DAE4 Sn874; Calibrated: 8/22/2016
- Phantom: ELI 4.0; Type: QD OVA 001 BB; Serial: 1057
- DASYS 52.8.8(1222); SEMCAD X 14.6.10(7331)

**Configuration\_Body\_IC-F52D/Body Back, P=5W, d=0mm/Area Scan (61x131x1):**

Interpolated grid: dx=1.500 mm, dy=1.500 mm  
Maximum value of SAR (interpolated) = 0.543 W/kg

**Configuration\_Body\_IC-F52D/Body Back, P=5W, d=0mm/Zoom Scan (5x5x7)**

**(6x6x7)/Cube 0:** Measurement grid: dx=7.5mm, dy=7.5mm, dz=5mm  
Reference Value = 6.044 V/m; Power Drift = 0.14 dB  
Peak SAR (extrapolated) = 0.708 W/kg  
**SAR(1 g) = 0.475 W/kg; SAR(10 g) = 0.339 W/kg** (SAR corrected for target medium)  
Maximum value of SAR (measured) = 0.547 W/kg



0 dB = 0.543 W/kg = -2.65 dBW/kg



Test Laboratory: Ultratech Group of Labs

File Name: [ICOM-455Q\\_FA-SC56VS\\_156MHz.da52:0](#)

**DUT: IC-F52D; Type: VHF Transceiver; Serial: 11000207**

Communication System: UID 0, CW (0); Frequency: 156 MHz; Duty Cycle: 1:1  
Medium parameters used:  $f = 156$  MHz;  $\sigma = 0.771$  S/m;  $\epsilon_r = 62.771$ ;  $\rho = 1000$  kg/m<sup>3</sup>; Phantom section:  
Flat Section; Measurement Standard: DASYS (IEEE/IEC/ANSI C63.19-2007)

DASY Configuration:

- Probe: EX3DV4 - SN3673; ConvF(10.93, 10.93, 10.93); Calibrated: 3/20/2017;
- Sensor-Surface: 3mm (Mechanical Surface Detection)
- Electronics: DAE4 Sn874; Calibrated: 8/22/2016
- Phantom: ELI 4.0; Type: QD OVA 001 BB; Serial: 1057
- DASYS 52.8.8(1222); SEMCAD X 14.6.10(7331)

**Configuration\_Body\_IC-F52D/Body Back, P=5W, d=0mm/Area Scan (61x131x1):**

Interpolated grid: dx=1.500 mm, dy=1.500 mm

Maximum value of SAR (interpolated) = 0.101 W/kg

**Configuration\_Body\_IC-F52D/Body Back, P=5W, d=0mm/Zoom Scan (5x5x7)**

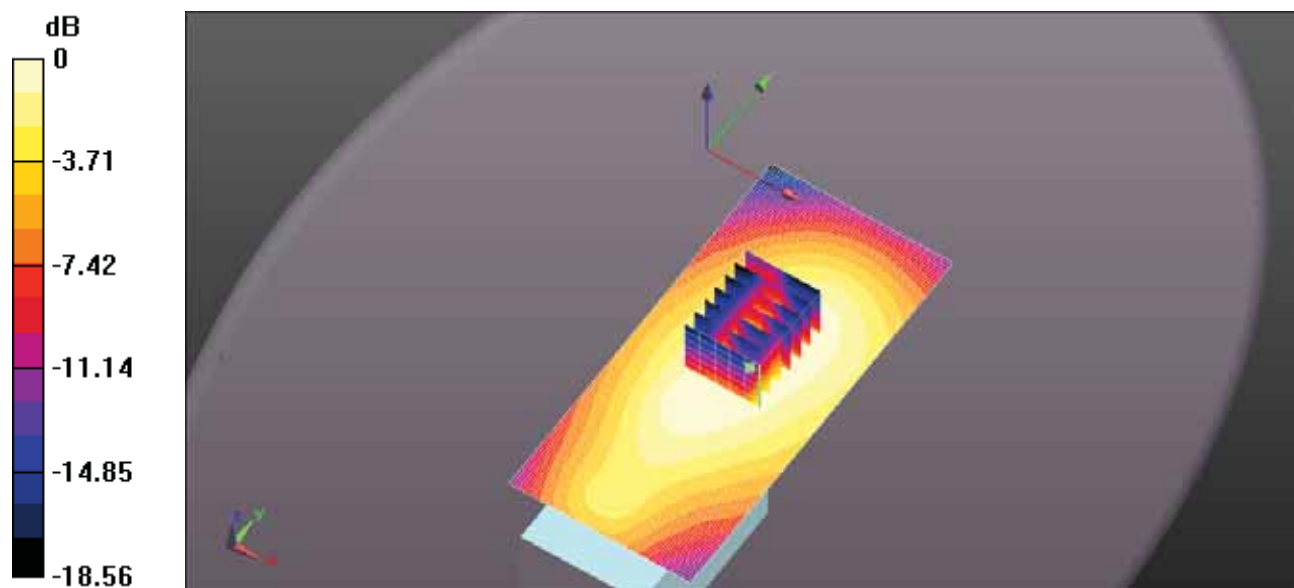
**(6x7x7)/Cube 0:** Measurement grid: dx=7.5mm, dy=7.5mm, dz=5mm

Reference Value = 1.498 V/m; Power Drift = 0.19 dB

Peak SAR (extrapolated) = 0.155 W/kg

**SAR(1 g) = 0.096 W/kg; SAR(10 g) = 0.052 W/kg** (SAR corrected for target medium)

Maximum value of SAR (measured) = 0.101 W/kg



0 dB = 0.101 W/kg = -9.97 dBW/kg

Test Laboratory: Ultratech Group of Labs

File Name: [ICOM-455Q\\_FA-SC57VS\\_167MHz.da52:0](#)

**DUT: IC-F52D; Type: VHF Transceiver; Serial: 11000207**

Communication System: UID 0, CW (0); Frequency: 167 MHz; Duty Cycle: 1:1  
Medium parameters used (interpolated):  $f = 167$  MHz;  $\sigma = 0.763$  S/m;  $\epsilon_r = 62.608$ ;  $\rho = 1000$  kg/m<sup>3</sup> ;  
Phantom section: Flat Section ; Measurement Standard: DASYS (IEEE/IEC/ANSI C63.19-2007)

DASY Configuration:

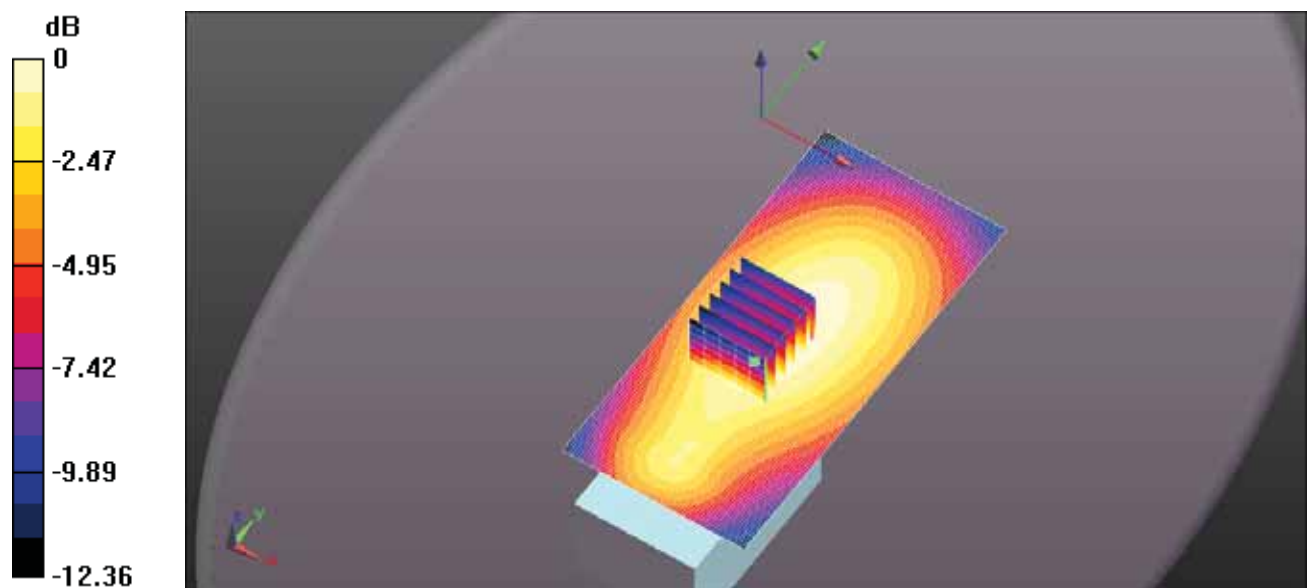
- Probe: EX3DV4 - SN3673; ConvF(10.93, 10.93, 10.93); Calibrated: 3/20/2017;
- Sensor-Surface: 3mm (Mechanical Surface Detection)
- Electronics: DAE4 Sn874; Calibrated: 8/22/2016
- Phantom: ELI 4.0; Type: QD OVA 001 BB; Serial: 1057
- DASYS 52.8.8(1222); SEMCAD X 14.6.10(7331)

**Configuration\_Body\_IC-F52D/Body Back, P=5W, d=0mm/Area Scan (61x131x1):**

Interpolated grid: dx=1.500 mm, dy=1.500 mm  
Maximum value of SAR (interpolated) = 0.353 W/kg

**Configuration\_Body\_IC-F52D/Body Back, P=5W, d=0mm/Zoom Scan (5x5x7)**

**(6x6x7)/Cube 0:** Measurement grid: dx=7.5mm, dy=7.5mm, dz=5mm  
Reference Value = 5.194 V/m; Power Drift = 0.16 dB  
Peak SAR (extrapolated) = 0.460 W/kg  
**SAR(1 g) = 0.322 W/kg; SAR(10 g) = 0.239 W/kg** (SAR corrected for target medium)  
Maximum value of SAR (measured) = 0.363 W/kg



0 dB = 0.353 W/kg = -4.53 dBW/kg

Test Laboratory: Ultratech Group of Labs

File Name: [ICOM-455Q\\_FA-SC25V\\_143MHz.da52:0](#)

**DUT: IC-F52D; Type: VHF Transceiver; Serial: 11000207**

Communication System: UID 0, CW (0); Frequency: 143 MHz; Duty Cycle: 1:1  
Medium parameters used (interpolated):  $f = 143 \text{ MHz}$ ;  $\sigma = 0.782 \text{ S/m}$ ;  $\epsilon_r = 62.11$ ;  $\rho = 1000 \text{ kg/m}^3$  ;  
Phantom section: Flat Section ; Measurement Standard: DASYS (IEEE/IEC/ANSI C63.19-2007)

DASY Configuration:

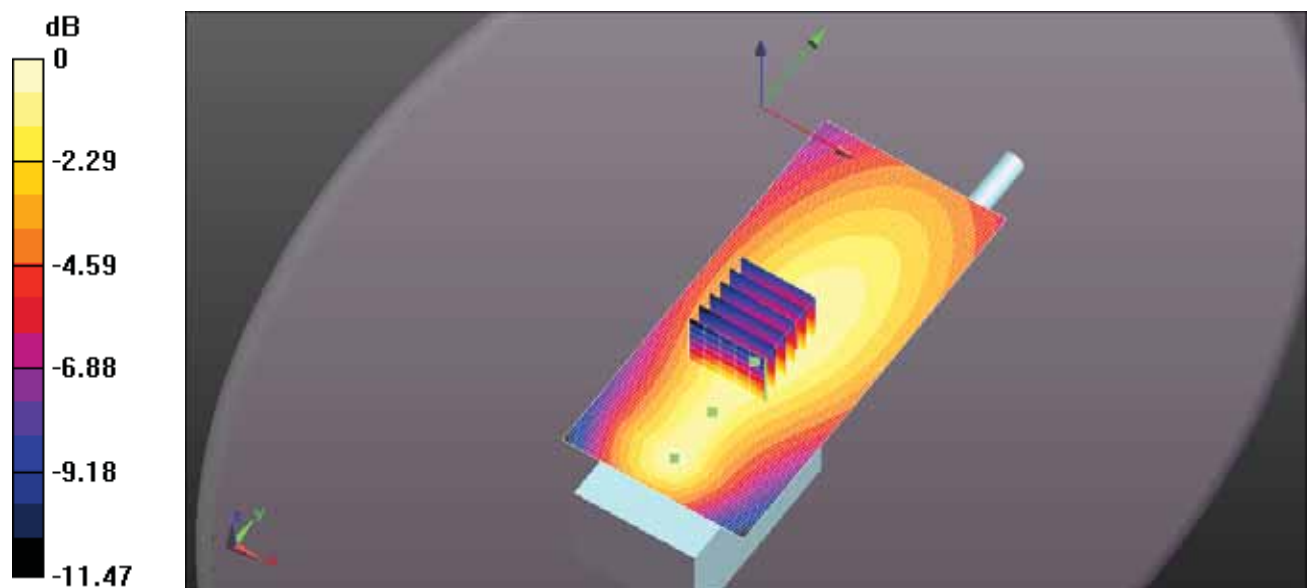
- Probe: EX3DV4 - SN3673; ConvF(10.93, 10.93, 10.93); Calibrated: 3/20/2017;
- Sensor-Surface: 3mm (Mechanical Surface Detection)
- Electronics: DAE4 Sn874; Calibrated: 8/22/2016
- Phantom: ELI 4.0; Type: QD OVA 001 BB; Serial: 1057
- DASYS 52.8.8(1222); SEMCAD X 14.6.10(7331)

**Configuration\_Body\_IC-F52D/Body Back, P=5W, d=0mm/Area Scan (61x131x1):**

Interpolated grid:  $dx=1.500 \text{ mm}$ ,  $dy=1.500 \text{ mm}$   
Maximum value of SAR (interpolated) =  $0.872 \text{ W/kg}$

**Configuration\_Body\_IC-F52D/Body Back, P=5W, d=0mm/Zoom Scan (5x5x7)**

**(6x6x7)/Cube 0:** Measurement grid:  $dx=7.5\text{mm}$ ,  $dy=7.5\text{mm}$ ,  $dz=5\text{mm}$   
Reference Value =  $13.65 \text{ V/m}$ ; Power Drift =  $0.16 \text{ dB}$   
Peak SAR (extrapolated) =  $1.24 \text{ W/kg}$   
**SAR(1 g) =  $0.830 \text{ W/kg}$ ; SAR(10 g) =  $0.595 \text{ W/kg}$**  (SAR corrected for target medium)  
Maximum value of SAR (measured) =  $0.940 \text{ W/kg}$



0 dB =  $0.872 \text{ W/kg} = -0.59 \text{ dBW/kg}$

Test Laboratory: Ultratech Group of Labs

File Name: [ICOM-455Q\\_FA-SC28V\\_148MHz\\_da52:0](#)

**DUT: IC-F52D; Type: VHF Transceiver; Serial: 11000207**

Communication System: UID 0, CW (0); Frequency: 148 MHz; Duty Cycle: 1:1  
Medium parameters used:  $f = 148$  MHz;  $\sigma = 0.776$  S/m;  $\epsilon_r = 62.262$ ;  $\rho = 1000$  kg/m<sup>3</sup>; Phantom section:  
Flat Section; Measurement Standard: DASYS (IEEE/IEC/ANSI C63.19-2007)

DASY Configuration:

- Probe: EX3DV4 - SN3673; ConvF(10.93, 10.93, 10.93); Calibrated: 3/20/2017;
- Sensor-Surface: 3mm (Mechanical Surface Detection)
- Electronics: DAE4 Sn874; Calibrated: 8/22/2016
- Phantom: ELI 4.0; Type: QD OVA 001 BB; Serial: 1057
- DASYS 52.8.8(1222); SEMCAD X 14.6.10(7331)

**Configuration\_Body\_IC-F52D/Body Back, P=5W, d=0mm/Area Scan (61x131x1):**

Interpolated grid: dx=1.500 mm, dy=1.500 mm

Maximum value of SAR (interpolated) = 1.15 W/kg

**Configuration\_Body\_IC-F52D/Body Back, P=5W, d=0mm/Zoom Scan (5x5x7)**

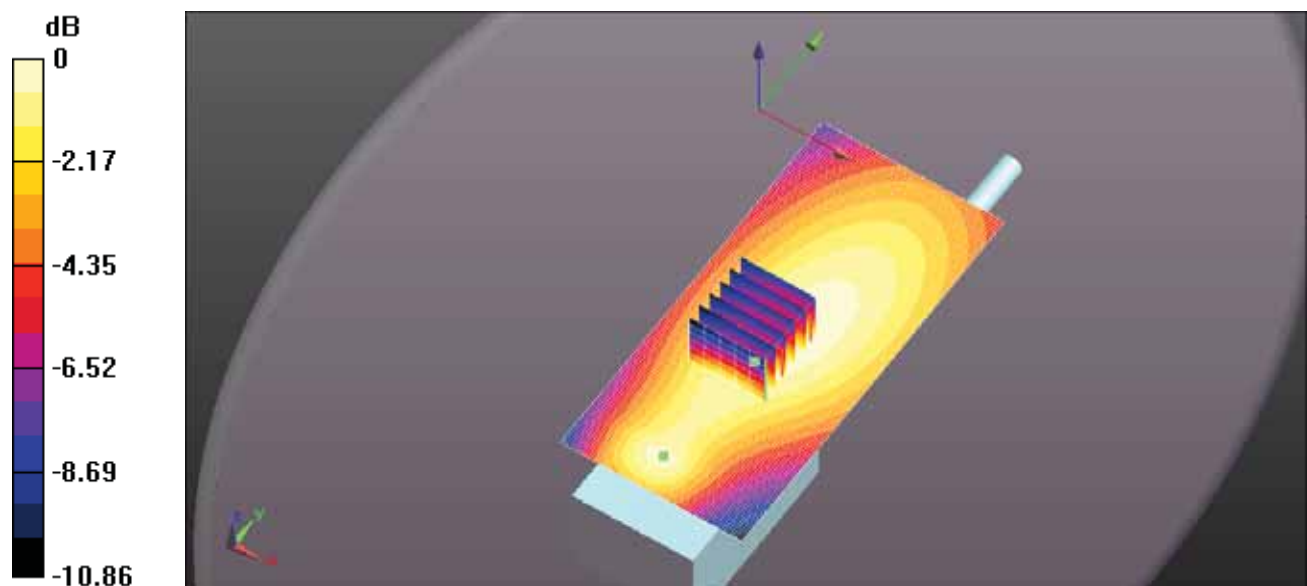
**(6x6x7)/Cube 0:** Measurement grid: dx=7.5mm, dy=7.5mm, dz=5mm

Reference Value = 15.52 V/m; Power Drift = 0.04 dB

Peak SAR (extrapolated) = 1.53 W/kg

**SAR(1 g) = 1.07 W/kg; SAR(10 g) = 0.795 W/kg** (SAR corrected for target medium)

Maximum value of SAR (measured) = 1.20 W/kg



Test Laboratory: Ultratech Group of Labs

File Name: [ICOM-455Q\\_FA-SC28V\\_155MHz\\_da52:0](#)

**DUT: IC-F52D; Type: VHF Transceiver; Serial: 11000207**

Communication System: UID 0, CW (0); Frequency: 155 MHz; Duty Cycle: 1:1  
Medium parameters used (interpolated):  $f = 155 \text{ MHz}$ ;  $\sigma = 0.772 \text{ S/m}$ ;  $\epsilon_r = 62.68$ ;  $\rho = 1000 \text{ kg/m}^3$  ;  
Phantom section: Flat Section ; Measurement Standard: DASY5 (IEEE/IEC/ANSI C63.19-2007)

DASY Configuration:

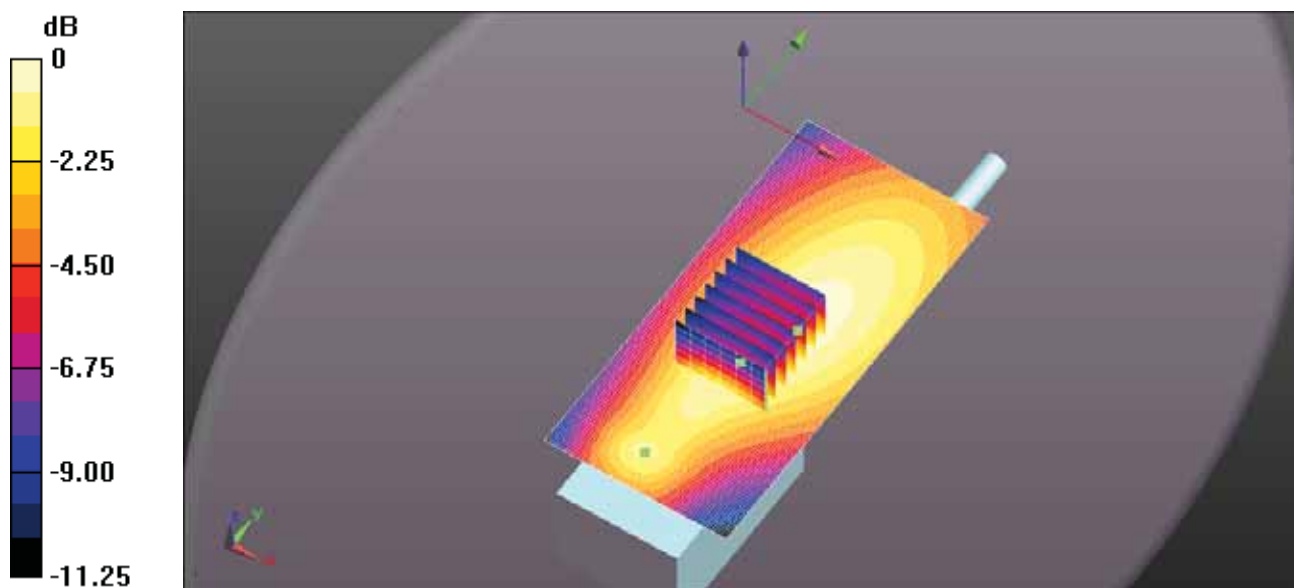
- Probe: EX3DV4 - SN3673; ConvF(10.93, 10.93, 10.93); Calibrated: 3/20/2017;
- Sensor-Surface: 3mm (Mechanical Surface Detection)
- Electronics: DAE4 Sn874; Calibrated: 8/22/2016
- Phantom: ELI 4.0; Type: QD OVA 001 BB; Serial: 1057
- DASY52 52.8.8(1222); SEMCAD X 14.6.10(7331)

**Configuration\_Body\_IC-F52D/Body Back, P=5W, d=0mm/Area Scan (61x131x1):**

Interpolated grid:  $dx=1.500 \text{ mm}$ ,  $dy=1.500 \text{ mm}$   
Maximum value of SAR (interpolated) = 1.08 W/kg

**Configuration\_Body\_IC-F52D/Body Back, P=5W, d=0mm/Zoom Scan (5x5x7)**

**(7x7x7)/Cube 0:** Measurement grid:  $dx=7.5\text{mm}$ ,  $dy=7.5\text{mm}$ ,  $dz=5\text{mm}$   
Reference Value = 12.86 V/m; Power Drift = -0.20 dB  
Peak SAR (extrapolated) = 1.39 W/kg  
**SAR(1 g) = 0.924 W/kg; SAR(10 g) = 0.674 W/kg** (SAR corrected for target medium)  
Maximum value of SAR (measured) = 1.05 W/kg



Test Laboratory: Ultratech Group of Labs

File Name: [ICOM-455Q\\_FA-SC28V\\_162MHz\\_da52:0](#)

**DUT: IC-F52D; Type: VHF Transceiver; Serial: 11000207**

Communication System: UID 0, CW (0); Frequency: 162 MHz; Duty Cycle: 1:1  
Medium parameters used:  $f = 162$  MHz;  $\sigma = 0.766$  S/m;  $\epsilon_r = 62.639$ ;  $\rho = 1000$  kg/m<sup>3</sup>; Phantom section:  
Flat Section; Measurement Standard: DASYS (IEEE/IEC/ANSI C63.19-2007)

DASY Configuration:

- Probe: EX3DV4 - SN3673; ConvF(10.93, 10.93, 10.93); Calibrated: 3/20/2017;
- Sensor-Surface: 3mm (Mechanical Surface Detection)
- Electronics: DAE4 Sn874; Calibrated: 8/22/2016
- Phantom: ELI 4.0; Type: QD OVA 001 BB; Serial: 1057
- DASYS 52.8.8(1222); SEMCAD X 14.6.10(7331)

**Configuration\_Body\_IC-F52D/Body Back, P=5W, d=0mm/Area Scan (61x131x1):**

Interpolated grid: dx=1.500 mm, dy=1.500 mm

Maximum value of SAR (interpolated) = 0.452 W/kg

**Configuration\_Body\_IC-F52D/Body Back, P=5W, d=0mm/Zoom Scan (5x5x7)**

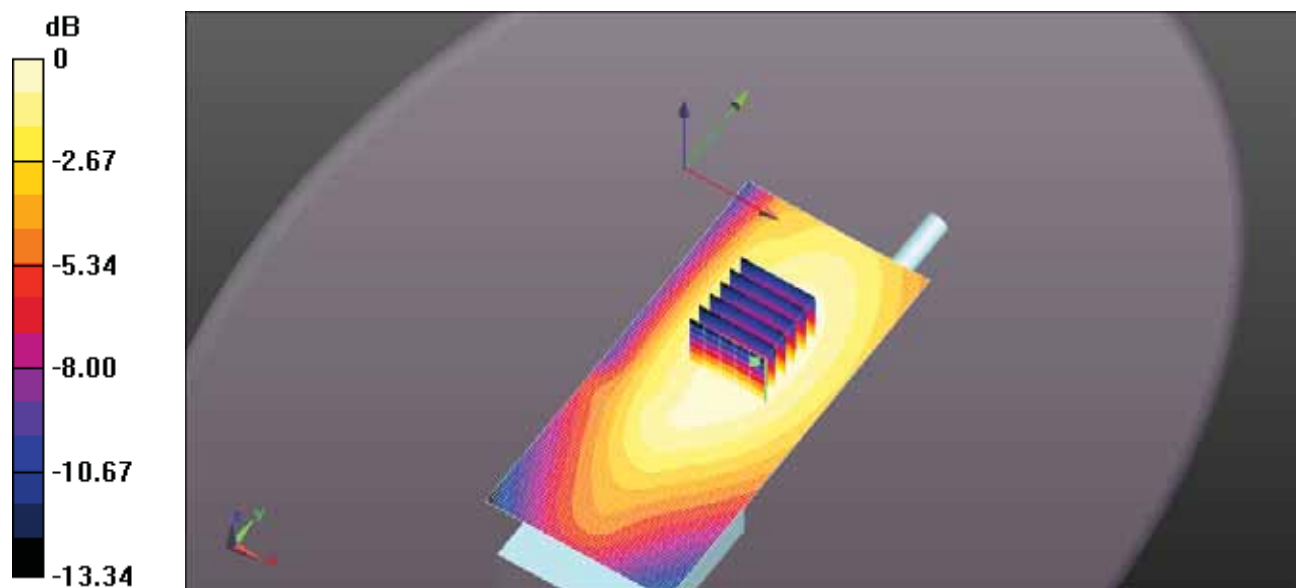
(6x6x7)/Cube 0: Measurement grid: dx=7.5mm, dy=7.5mm, dz=5mm

Reference Value = 7.020 V/m; Power Drift = 0.07 dB

Peak SAR (extrapolated) = 0.232 W/kg

**SAR(1 g) = 0.176 W/kg; SAR(10 g) = 0.134 W/kg** (SAR corrected for target medium)

Maximum value of SAR (measured) = 0.195 W/kg



0 dB = 0.452 W/kg = -3.44 dBW/kg

Test Laboratory: Ultratech Group of Labs

File Name: [ICOM-455Q\\_FA-SC29V\\_167MHz\\_da52:0](#)

**DUT: IC-F52D; Type: VHF Transceiver; Serial: 11000207**

Communication System: UID 0, CW (0); Frequency: 167 MHz; Duty Cycle: 1:1  
Medium parameters used (interpolated):  $f = 167$  MHz;  $\sigma = 0.763$  S/m;  $\epsilon_r = 62.608$ ;  $\rho = 1000$  kg/m<sup>3</sup> ;  
Phantom section: Flat Section ; Measurement Standard: DASYS (IEEE/IEC/ANSI C63.19-2007)

DASY Configuration:

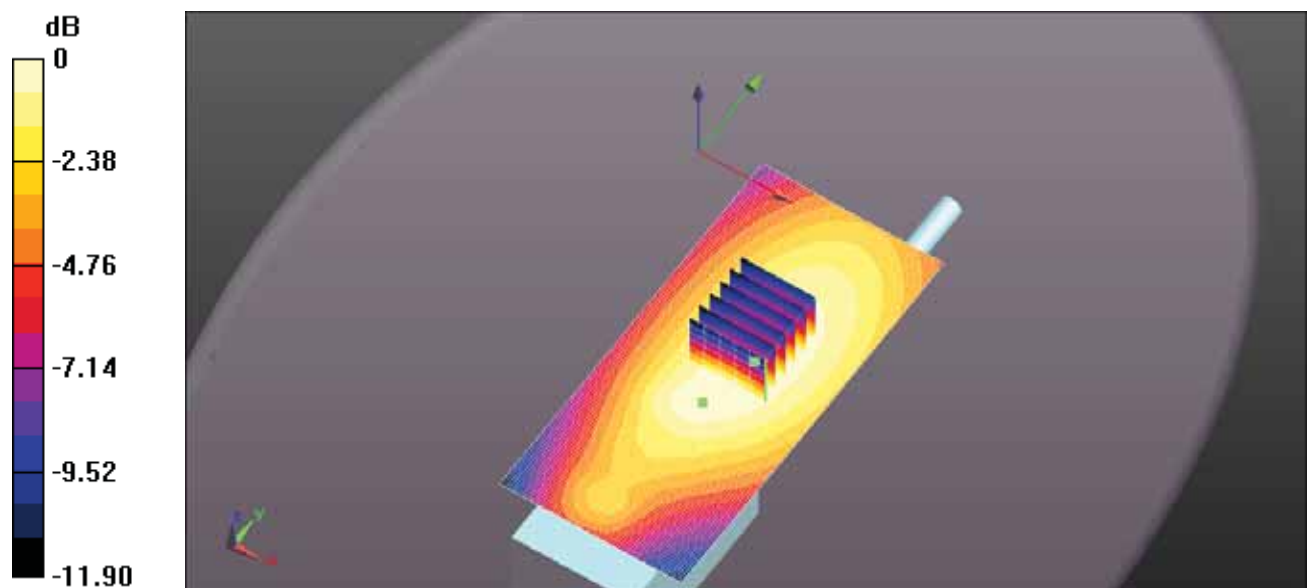
- Probe: EX3DV4 - SN3673; ConvF(10.93, 10.93, 10.93); Calibrated: 3/20/2017;
- Sensor-Surface: 3mm (Mechanical Surface Detection)
- Electronics: DAE4 Sn874; Calibrated: 8/22/2016
- Phantom: ELI 4.0; Type: QD OVA 001 BB; Serial: 1057
- DASYS 52.8.8(1222); SEMCAD X 14.6.10(7331)

**Configuration\_Body\_IC-F52D/Body Back, P=5W, d=0mm/Area Scan (61x131x1):**

Interpolated grid: dx=1.500 mm, dy=1.500 mm  
Maximum value of SAR (interpolated) = 1.50 W/kg

**Configuration\_Body\_IC-F52D/Body Back, P=5W, d=0mm/Zoom Scan (5x5x7)**

**(6x6x7)/Cube 0:** Measurement grid: dx=7.5mm, dy=7.5mm, dz=5mm  
Reference Value = 17.73 V/m; Power Drift = -0.10 dB  
Peak SAR (extrapolated) = 1.78 W/kg  
**SAR(1 g) = 1.34 W/kg; SAR(10 g) = 1.02 W/kg** (SAR corrected for target medium)  
Maximum value of SAR (measured) = 1.48 W/kg



Test Laboratory: Ultratech Group of Labs

File Name: [ICOM-455Q\\_FA-SC62V\\_155MHz\\_da52:0](#)

**DUT: IC-F52D; Type: VHF Transceiver; Serial: 11000207**

Communication System: UID 0, CW (0); Frequency: 155 MHz; Duty Cycle: 1:1  
Medium parameters used (interpolated):  $f = 155 \text{ MHz}$ ;  $\sigma = 0.772 \text{ S/m}$ ;  $\epsilon_r = 62.68$ ;  $\rho = 1000 \text{ kg/m}^3$  ;  
Phantom section: Flat Section ; Measurement Standard: DASYS (IEEE/IEC/ANSI C63.19-2007)

DASY Configuration:

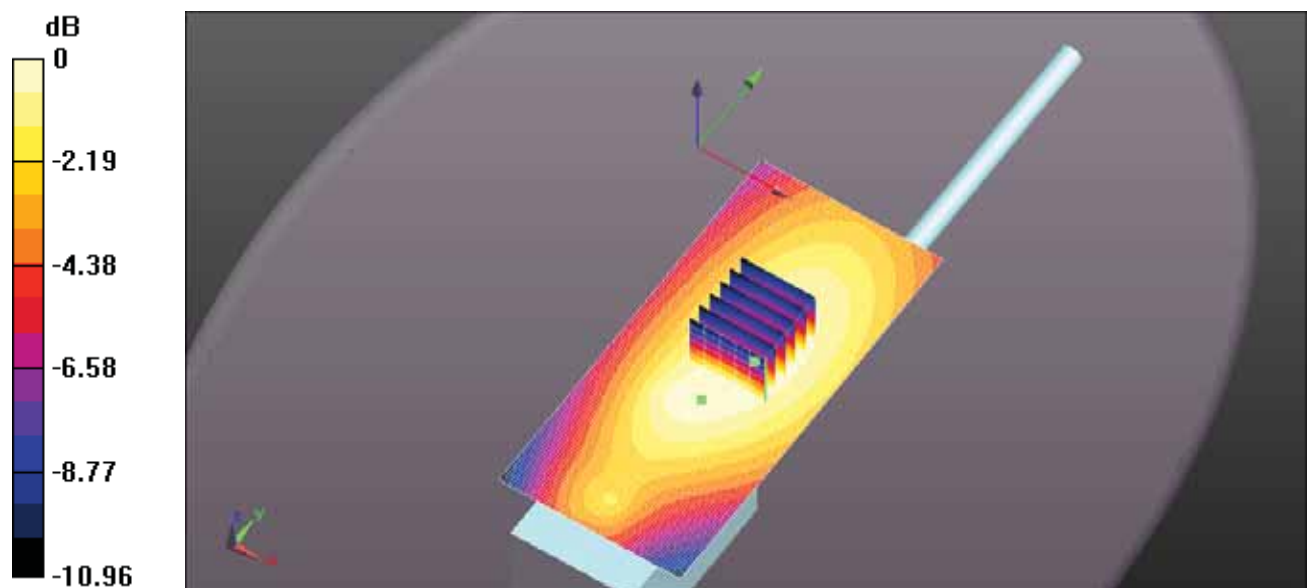
- Probe: EX3DV4 - SN3673; ConvF(10.93, 10.93, 10.93); Calibrated: 3/20/2017;
- Sensor-Surface: 3mm (Mechanical Surface Detection)
- Electronics: DAE4 Sn874; Calibrated: 8/22/2016
- Phantom: ELI 4.0; Type: QD OVA 001 BB; Serial: 1057
- DASYS 52.8.8(1222); SEMCAD X 14.6.10(7331)

**Configuration\_Body\_IC-F52D/Body Back, P=5W, d=0mm/Area Scan (61x131x1):**

Interpolated grid:  $dx=1.500 \text{ mm}$ ,  $dy=1.500 \text{ mm}$   
Maximum value of SAR (interpolated) = 1.42 W/kg

**Configuration\_Body\_IC-F52D/Body Back, P=5W, d=0mm/Zoom Scan (5x5x7)**

**(6x6x7)/Cube 0:** Measurement grid:  $dx=7.5\text{mm}$ ,  $dy=7.5\text{mm}$ ,  $dz=5\text{mm}$   
Reference Value = 19.43 V/m; Power Drift = -0.02 dB  
Peak SAR (extrapolated) = 1.71 W/kg  
**SAR(1 g) = 1.29 W/kg; SAR(10 g) = 0.985 W/kg** (SAR corrected for target medium)  
Maximum value of SAR (measured) = 1.43 W/kg



0 dB = 1.42 W/kg = 1.53 dBW/kg



Test Laboratory: Ultratech Group of Labs

File Name: [ICOM-455Q\\_FA-SC63V\\_160MHz.da52:0](#)

**DUT: IC-F52D; Type: VHF Transceiver; Serial: 11000207**

Communication System: UID 0, CW (0); Frequency: 160 MHz; Duty Cycle: 1:1  
Medium parameters used:  $f = 160$  MHz;  $\sigma = 0.767$  S/m;  $\epsilon_r = 62.656$ ;  $\rho = 1000$  kg/m<sup>3</sup>; Phantom section:  
Flat Section; Measurement Standard: DASY5 (IEEE/IEC/ANSI C63.19-2007)

DASY Configuration:

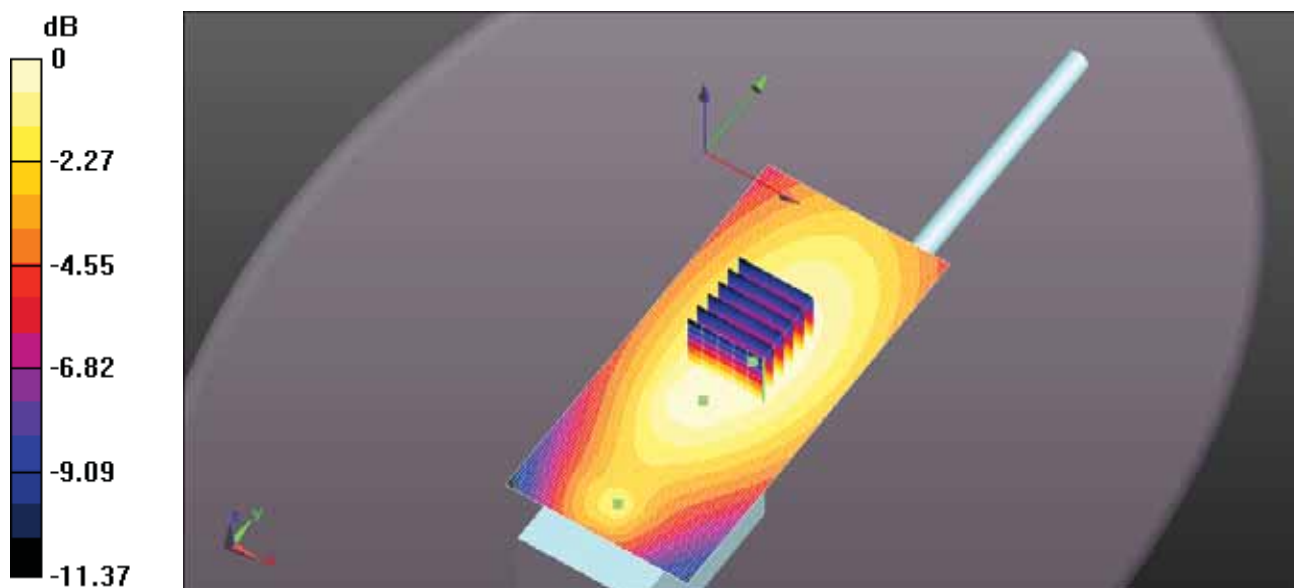
- Probe: EX3DV4 - SN3673; ConvF(10.93, 10.93, 10.93); Calibrated: 3/20/2017;
- Sensor-Surface: 3mm (Mechanical Surface Detection)
- Electronics: DAE4 Sn874; Calibrated: 8/22/2016
- Phantom: ELI 4.0; Type: QD OVA 001 BB; Serial: 1057
- DASY52 52.8.8(1222); SEMCAD X 14.6.10(7331)

**Configuration\_Body\_IC-F52D/Body Back, P=5W, d=0mm/Area Scan (61x131x1):**

Interpolated grid: dx=1.500 mm, dy=1.500 mm  
Maximum value of SAR (interpolated) = 1.55 W/kg

**Configuration\_Body\_IC-F52D/Body Back, P=5W, d=0mm/Zoom Scan (5x5x7)**

**(6x6x7)/Cube 0:** Measurement grid: dx=7.5mm, dy=7.5mm, dz=5mm  
Reference Value = 22.20 V/m; Power Drift = -0.08 dB  
Peak SAR (extrapolated) = 1.84 W/kg  
**SAR(1 g) = 1.39 W/kg; SAR(10 g) = 1.06 W/kg** (SAR corrected for target medium)  
Maximum value of SAR (measured) = 1.54 W/kg



0 dB = 1.55 W/kg = 1.89 dBW/kg

Test Laboratory: Ultratech Group of Labs

File Name: [ICOM-455Q\\_FA-SC61VC 174mm 136MHz.da52:0](#)

**DUT: IC-F52D; Type: VHF Transceiver; Serial: 11000207**

Communication System: UID 0, CW (0); Frequency: 136 MHz; Duty Cycle: 1:1  
Medium parameters used:  $f = 136$  MHz;  $\sigma = 0.786$  S/m;  $\epsilon_r = 61.306$ ;  $\rho = 1000$  kg/m<sup>3</sup>; Phantom section:  
Flat Section; Measurement Standard: DASYS (IEEE/IEC/ANSI C63.19-2007)

DASY Configuration:

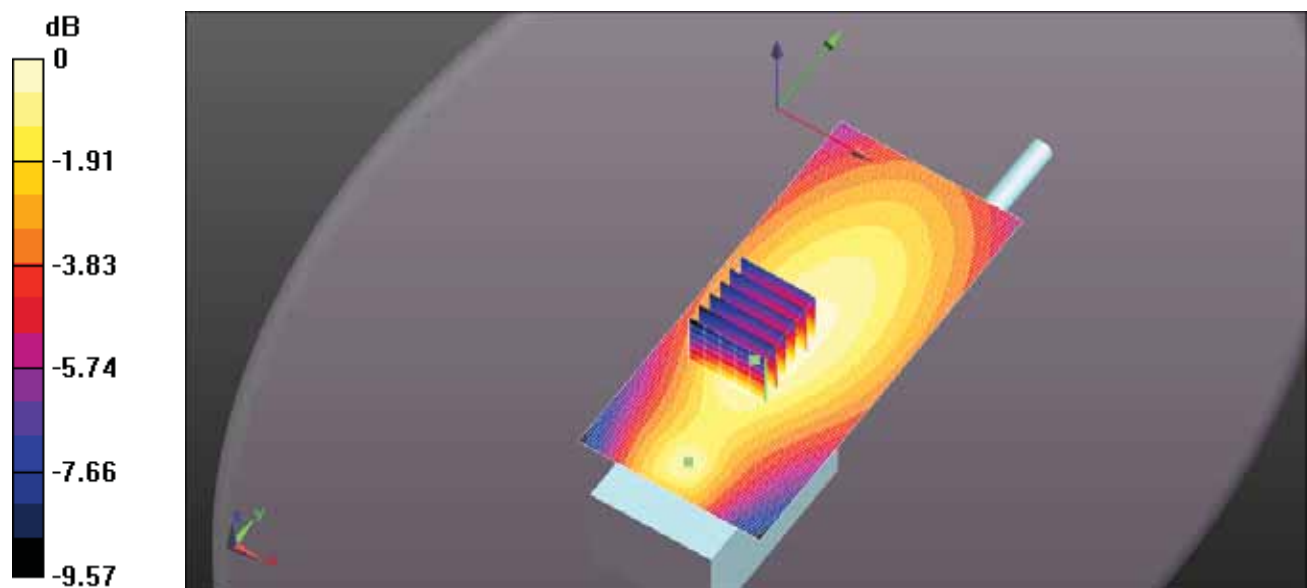
- Probe: EX3DV4 - SN3673; ConvF(10.93, 10.93, 10.93); Calibrated: 3/20/2017;
- Sensor-Surface: 3mm (Mechanical Surface Detection)
- Electronics: DAE4 Sn874; Calibrated: 8/22/2016
- Phantom: ELI 4.0; Type: QD OVA 001 BB; Serial: 1057
- DASYS 52.8.8(1222); SEMCAD X 14.6.10(7331)

**Configuration\_Body\_IC-F52D/Body Back, P=5W, d=0mm/Area Scan (61x131x1):**

Interpolated grid: dx=1.500 mm, dy=1.500 mm  
Maximum value of SAR (interpolated) = 0.761 W/kg

**Configuration\_Body\_IC-F52D/Body Back, P=5W, d=0mm/Zoom Scan (5x5x7)**

**(6x6x7)/Cube 0:** Measurement grid: dx=7.5mm, dy=7.5mm, dz=5mm  
Reference Value = 15.41 V/m; Power Drift = -0.07 dB  
Peak SAR (extrapolated) = 1.01 W/kg  
**SAR(1 g) = 0.685 W/kg; SAR(10 g) = 0.500 W/kg** (SAR corrected for target medium)  
Maximum value of SAR (measured) = 0.770 W/kg



0 dB = 0.761 W/kg = -1.19 dBW/kg

Test Laboratory: Ultratech Group of Labs

File Name: [ICOM-455Q\\_FA-SC61VC 174mm 148.7MHz.da52:0](#)

**DUT: IC-F52D; Type: VHF Transceiver; Serial: 11000207**

Communication System: UID 0, CW (0); Frequency: 148.7 MHz; Duty Cycle: 1:1

Medium parameters used (interpolated):  $f = 148.7$  MHz;  $\sigma = 0.776$  S/m;  $\epsilon_r = 62.354$ ;  $\rho = 1000$  kg/m<sup>3</sup> ;

Phantom section: Flat Section ; Measurement Standard: DASYS (IEEE/IEC/ANSI C63.19-2007)

DASY Configuration:

- Probe: EX3DV4 - SN3673; ConvF(10.93, 10.93, 10.93); Calibrated: 3/20/2017;
- Sensor-Surface: 3mm (Mechanical Surface Detection)
- Electronics: DAE4 Sn874; Calibrated: 8/22/2016
- Phantom: ELI 4.0; Type: QD OVA 001 BB; Serial: 1057
- DASYS 52.8.8(1222); SEMCAD X 14.6.10(7331)

**Configuration\_Body\_IC-F52D/Body Back, P=5W, d=0mm/Area Scan (61x131x1):**

Interpolated grid: dx=1.500 mm, dy=1.500 mm

Maximum value of SAR (interpolated) = 0.516 W/kg

**Configuration\_Body\_IC-F52D/Body Back, P=5W, d=0mm/Zoom Scan (5x5x7)**

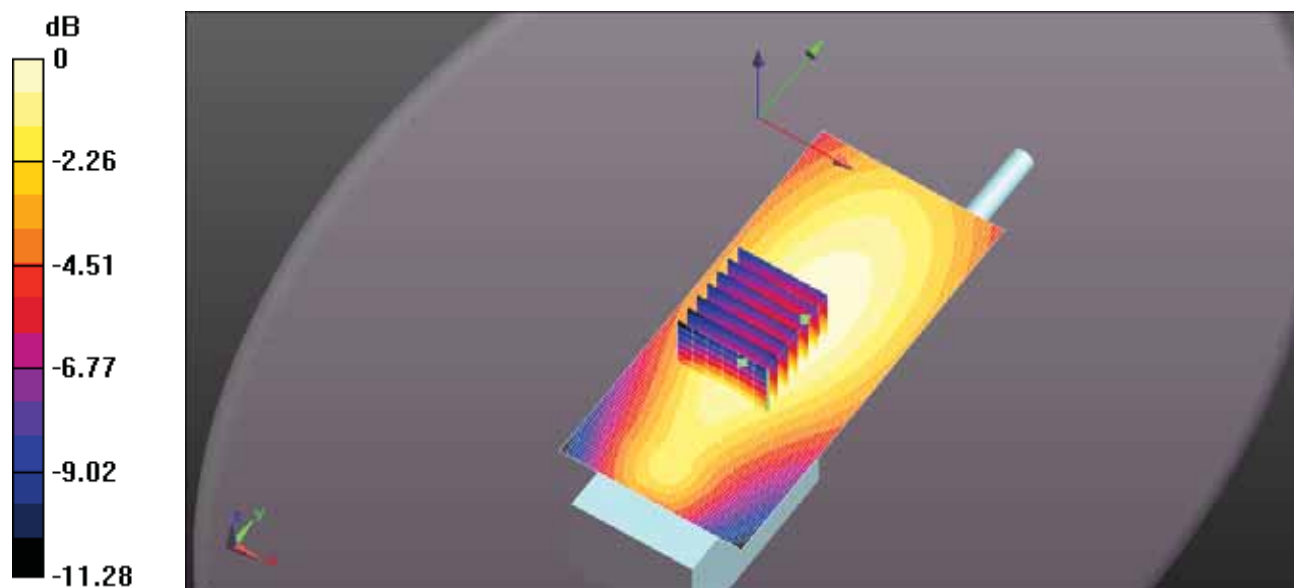
**(7x7x7)/Cube 0:** Measurement grid: dx=7.5mm, dy=7.5mm, dz=5mm

Reference Value = 13.03 V/m; Power Drift = -0.27 dB

Peak SAR (extrapolated) = 0.602 W/kg

**SAR(1 g) = 0.433 W/kg; SAR(10 g) = 0.327 W/kg** (SAR corrected for target medium)

Maximum value of SAR (measured) = 0.480 W/kg



0 dB = 0.516 W/kg = -2.88 dBW/kg

Test Laboratory: Ultratech Group of Labs

File Name: [ICOM-455Q\\_FA-SC61VC\\_174mm\\_161.3MHz.da52:0](#)

**DUT: IC-F52D; Type: VHF Transceiver; Serial: 11000207**

Communication System: UID 0, CW (0); Frequency: 161.3 MHz; Duty Cycle: 1:1  
Medium parameters used:  $f = 162$  MHz;  $\sigma = 0.766$  S/m;  $\epsilon_r = 62.639$ ;  $\rho = 1000$  kg/m<sup>3</sup>; Phantom section:  
Flat Section; Measurement Standard: DASYS (IEEE/IEC/ANSI C63.19-2007)

DASY Configuration:

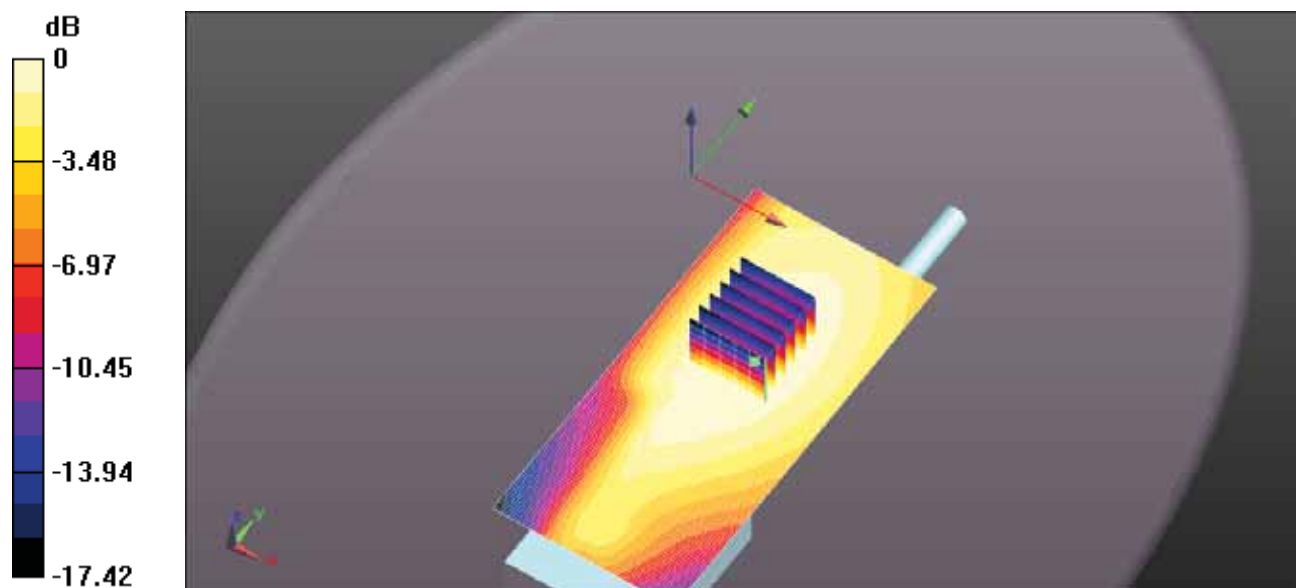
- Probe: EX3DV4 - SN3673; ConvF(10.93, 10.93, 10.93); Calibrated: 3/20/2017;
- Sensor-Surface: 3mm (Mechanical Surface Detection)
- Electronics: DAE4 Sn874; Calibrated: 8/22/2016
- Phantom: ELI 4.0; Type: QD OVA 001 BB; Serial: 1057
- DASYS 52.8.8(1222); SEMCAD X 14.6.10(7331)

**Configuration\_Body\_IC-F52D/Body Back, P=5W, d=0mm/Area Scan (61x131x1):**

Interpolated grid: dx=1.500 mm, dy=1.500 mm  
Maximum value of SAR (interpolated) = 0.168 W/kg

**Configuration\_Body\_IC-F52D/Body Back, P=5W, d=0mm/Zoom Scan (5x5x7)**

**(6x6x7)/Cube 0:** Measurement grid: dx=7.5mm, dy=7.5mm, dz=5mm  
Reference Value = 5.101 V/m; Power Drift = -0.04 dB  
Peak SAR (extrapolated) = 0.0860 W/kg  
**SAR(1 g) = 0.065 W/kg; SAR(10 g) = 0.049 W/kg** (SAR corrected for target medium)  
Maximum value of SAR (measured) = 0.0717 W/kg



Test Laboratory: Ultratech Group of Labs

File Name: [ICOM-455Q\\_FA-SC61VC 174mm 174MHz.da52:0](#)

**DUT: IC-F52D; Type: VHF Transceiver; Serial: 11000207**

Communication System: UID 0, CW (0); Frequency: 174 MHz; Duty Cycle: 1:1  
Medium parameters used:  $f = 174$  MHz;  $\sigma = 0.764$  S/m;  $\epsilon_r = 62.417$ ;  $\rho = 1000$  kg/m<sup>3</sup>; Phantom section:  
Flat Section; Measurement Standard: DASYS (IEEE/IEC/ANSI C63.19-2007)

DASY Configuration:

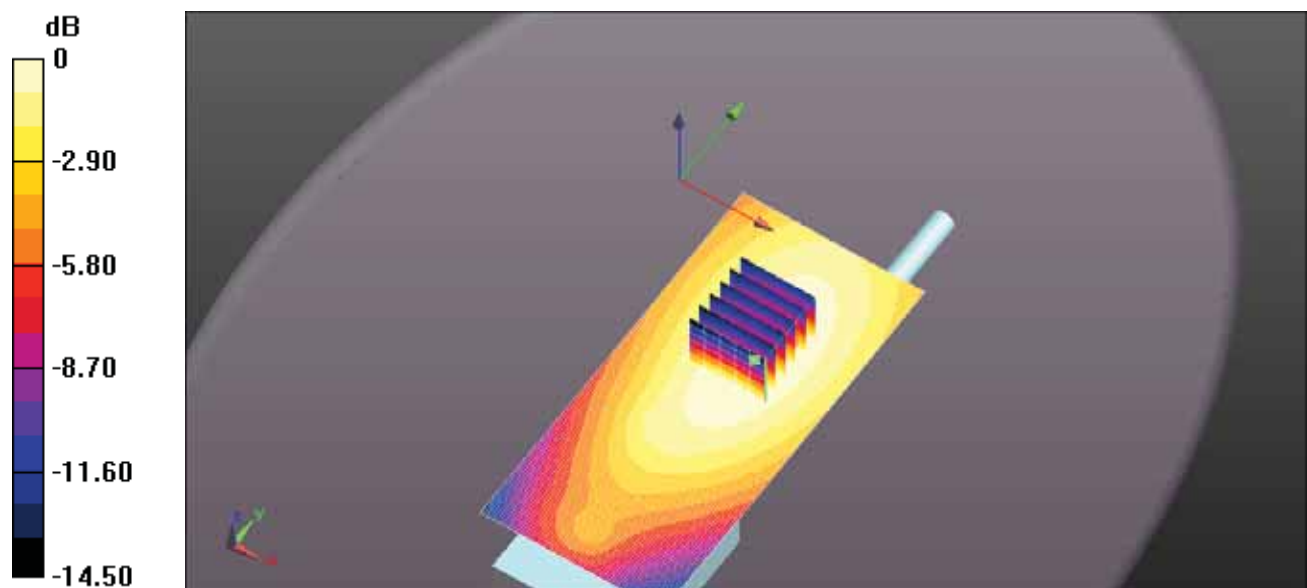
- Probe: EX3DV4 - SN3673; ConvF(10.93, 10.93, 10.93); Calibrated: 3/20/2017;
- Sensor-Surface: 3mm (Mechanical Surface Detection)
- Electronics: DAE4 Sn874; Calibrated: 8/22/2016
- Phantom: ELI 4.0; Type: QD OVA 001 BB; Serial: 1057
- DASYS 52.8.8(1222); SEMCAD X 14.6.10(7331)

**Configuration\_Body\_IC-F52D/Body Back, P=5W, d=0mm/Area Scan (61x131x1):**

Interpolated grid: dx=1.500 mm, dy=1.500 mm  
Maximum value of SAR (interpolated) = 0.0657 W/kg

**Configuration\_Body\_IC-F52D/Body Back, P=5W, d=0mm/Zoom Scan (5x5x7)**

**(6x6x7)/Cube 0:** Measurement grid: dx=7.5mm, dy=7.5mm, dz=5mm  
Reference Value = 4.853 V/m; Power Drift = -0.01 dB  
Peak SAR (extrapolated) = 0.0790 W/kg  
**SAR(1 g) = 0.060 W/kg; SAR(10 g) = 0.046 W/kg** (SAR corrected for target medium)  
Maximum value of SAR (measured) = 0.0662 W/kg



Test Laboratory: Ultratech Group of Labs

File Name: [ICOM-455Q\\_FA-SC61VC 169mm 140MHz.da52:0](#)

**DUT: IC-F52D; Type: VHF Transceiver; Serial: 11000207**

Communication System: UID 0, CW (0); Frequency: 140 MHz; Duty Cycle: 1:1  
Medium parameters used:  $f = 140$  MHz;  $\sigma = 0.784$  S/m;  $\epsilon_r = 61.745$ ;  $\rho = 1000$  kg/m<sup>3</sup>; Phantom section:  
Flat Section; Measurement Standard: DASY5 (IEEE/IEC/ANSI C63.19-2007)

DASY Configuration:

- Probe: EX3DV4 - SN3673; ConvF(10.93, 10.93, 10.93); Calibrated: 3/20/2017;
- Sensor-Surface: 3mm (Mechanical Surface Detection)
- Electronics: DAE4 Sn874; Calibrated: 8/22/2016
- Phantom: ELI 4.0; Type: QD OVA 001 BB; Serial: 1057
- DASY52 52.8.8(1222); SEMCAD X 14.6.10(7331)

**Configuration\_Body\_IC-F52D/Body Back, P=5W, d=0mm/Area Scan (61x141x1):**

Interpolated grid: dx=1.500 mm, dy=1.500 mm

Maximum value of SAR (interpolated) = 0.855 W/kg

**Configuration\_Body\_IC-F52D/Body Back, P=5W, d=0mm/Zoom Scan (5x5x7)**

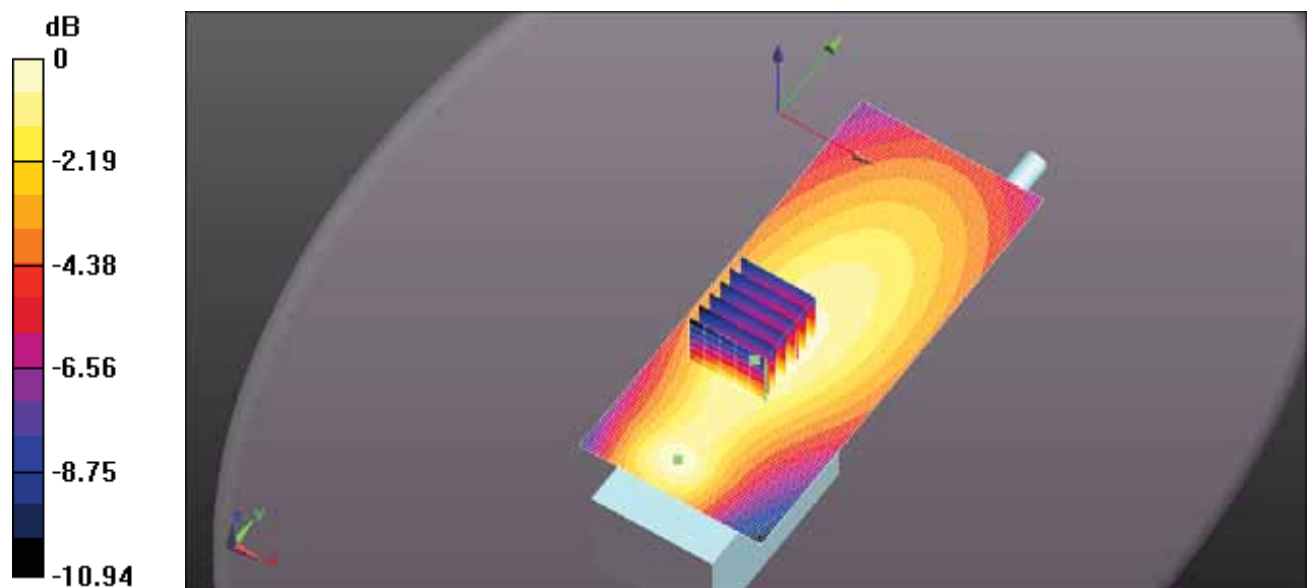
**(6x6x7)/Cube 0:** Measurement grid: dx=7.5mm, dy=7.5mm, dz=5mm

Reference Value = 14.13 V/m; Power Drift = 0.28 dB

Peak SAR (extrapolated) = 1.27 W/kg

**SAR(1 g) = 0.841 W/kg; SAR(10 g) = 0.600 W/kg** (SAR corrected for target medium)

Maximum value of SAR (measured) = 0.966 W/kg



0 dB = 0.855 W/kg = -0.68 dBW/kg

Test Laboratory: Ultratech Group of Labs

File Name: [ICOM-455Q\\_FA-SC61VC\\_169mm\\_155MHz\\_da52:0](#)

**DUT: IC-F52D; Type: VHF Transceiver; Serial: 11000207**

Communication System: UID 0, CW (0); Frequency: 155 MHz; Duty Cycle: 1:1  
Medium parameters used (interpolated):  $f = 155 \text{ MHz}$ ;  $\sigma = 0.772 \text{ S/m}$ ;  $\epsilon_r = 62.68$ ;  $\rho = 1000 \text{ kg/m}^3$  ;  
Phantom section: Flat Section ; Measurement Standard: DASYS (IEEE/IEC/ANSI C63.19-2007)

DASY Configuration:

- Probe: EX3DV4 - SN3673; ConvF(10.93, 10.93, 10.93); Calibrated: 3/20/2017;
- Sensor-Surface: 3mm (Mechanical Surface Detection)
- Electronics: DAE4 Sn874; Calibrated: 8/22/2016
- Phantom: ELI 4.0; Type: QD OVA 001 BB; Serial: 1057
- DASYS 52.8.8(1222); SEMCAD X 14.6.10(7331)

**Configuration\_Body\_IC-F52D/Body Back, P=5W, d=0mm/Area Scan (61x141x1):**

Interpolated grid:  $dx=1.500 \text{ mm}$ ,  $dy=1.500 \text{ mm}$   
Maximum value of SAR (interpolated) =  $0.333 \text{ W/kg}$

**Configuration\_Body\_IC-F52D/Body Back, P=5W, d=0mm/Zoom Scan (5x5x7)**

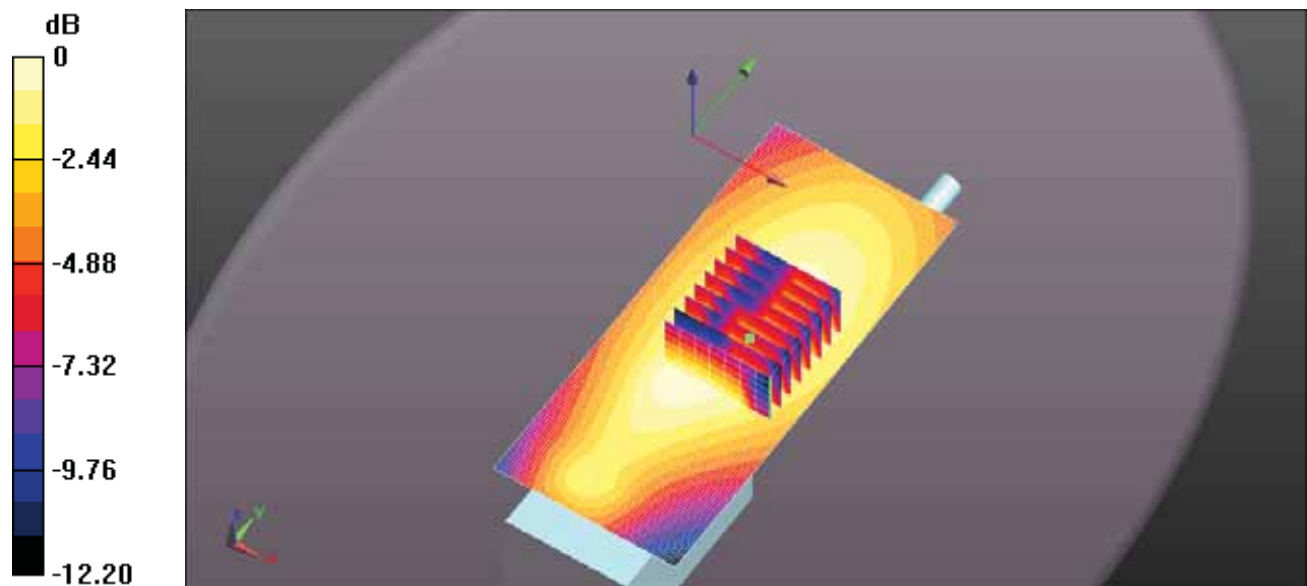
**(8x8x7)/Cube 0:** Measurement grid:  $dx=7.5\text{mm}$ ,  $dy=7.5\text{mm}$ ,  $dz=5\text{mm}$

Reference Value =  $8.974 \text{ V/m}$ ; Power Drift =  $-0.21 \text{ dB}$

Peak SAR (extrapolated) =  $0.445 \text{ W/kg}$

**SAR(1 g) =  $0.302 \text{ W/kg}$ ; SAR(10 g) =  $0.212 \text{ W/kg}$**  (SAR corrected for target medium)

Maximum value of SAR (measured) =  $0.328 \text{ W/kg}$



0 dB =  $0.333 \text{ W/kg}$  =  $-4.77 \text{ dBW/kg}$

Test Laboratory: Ultratech Group of Labs

File Name: [ICOM-455Q\\_FA-SC61VC\\_169mm\\_167.7MHz.da52:0](#)

**DUT: IC-F52D; Type: VHF Transceiver; Serial: 11000207**

Communication System: UID 0, CW (0); Frequency: 167.7 MHz; Duty Cycle: 1:1  
Medium parameters used:  $f = 168$  MHz;  $\sigma = 0.763$  S/m;  $\epsilon_r = 62.579$ ;  $\rho = 1000$  kg/m<sup>3</sup>; Phantom section:  
Flat Section; Measurement Standard: DASYS (IEEE/IEC/ANSI C63.19-2007)

DASY Configuration:

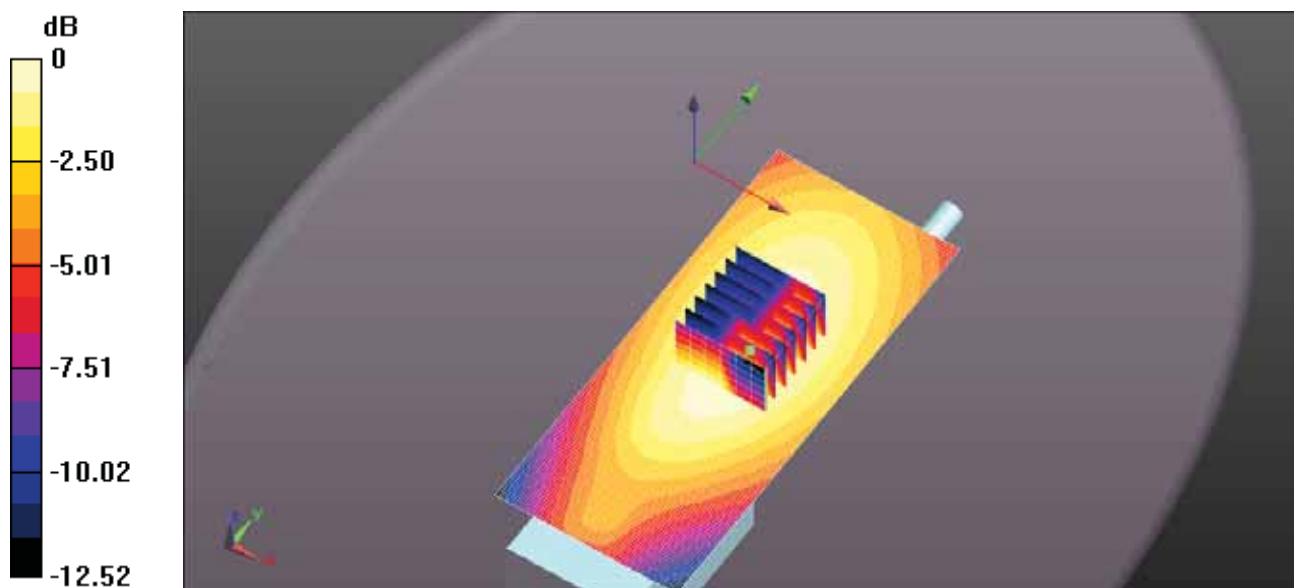
- Probe: EX3DV4 - SN3673; ConvF(10.93, 10.93, 10.93); Calibrated: 3/20/2017;
- Sensor-Surface: 3mm (Mechanical Surface Detection)
- Electronics: DAE4 Sn874; Calibrated: 8/22/2016
- Phantom: ELI 4.0; Type: QD OVA 001 BB; Serial: 1057
- DASYS 52.8.8(1222); SEMCAD X 14.6.10(7331)

**Configuration\_Body\_IC-F52D/Body Back, P=5W, d=0mm/Area Scan (61x141x1):**

Interpolated grid: dx=1.500 mm, dy=1.500 mm  
Maximum value of SAR (interpolated) = 0.0983 W/kg

**Configuration\_Body\_IC-F52D/Body Back, P=5W, d=0mm/Zoom Scan (5x5x7)**

**(7x7x7)/Cube 0:** Measurement grid: dx=7.5mm, dy=7.5mm, dz=5mm  
Reference Value = 5.825 V/m; Power Drift = -0.04 dB  
Peak SAR (extrapolated) = 0.204 W/kg  
**SAR(1 g) = 0.096 W/kg; SAR(10 g) = 0.063 W/kg** (SAR corrected for target medium)  
Maximum value of SAR (measured) = 0.0992 W/kg



0 dB = 0.0983 W/kg = -10.07 dBW/kg



Test Laboratory: Ultratech Group of Labs

File Name: [ICOM-455Q\\_FA-SC61VC\\_163mm\\_136MHz\\_da52:0](#)

**DUT: IC-F52D; Type: VHF Transceiver; Serial: 11000207**

Communication System: UID 0, CW (0); Frequency: 136 MHz; Duty Cycle: 1:1  
Medium parameters used:  $f = 136$  MHz;  $\sigma = 0.786$  S/m;  $\epsilon_r = 61.306$ ;  $\rho = 1000$  kg/m<sup>3</sup>; Phantom section:  
Flat Section; Measurement Standard: DASYS (IEEE/IEC/ANSI C63.19-2007)

DASY Configuration:

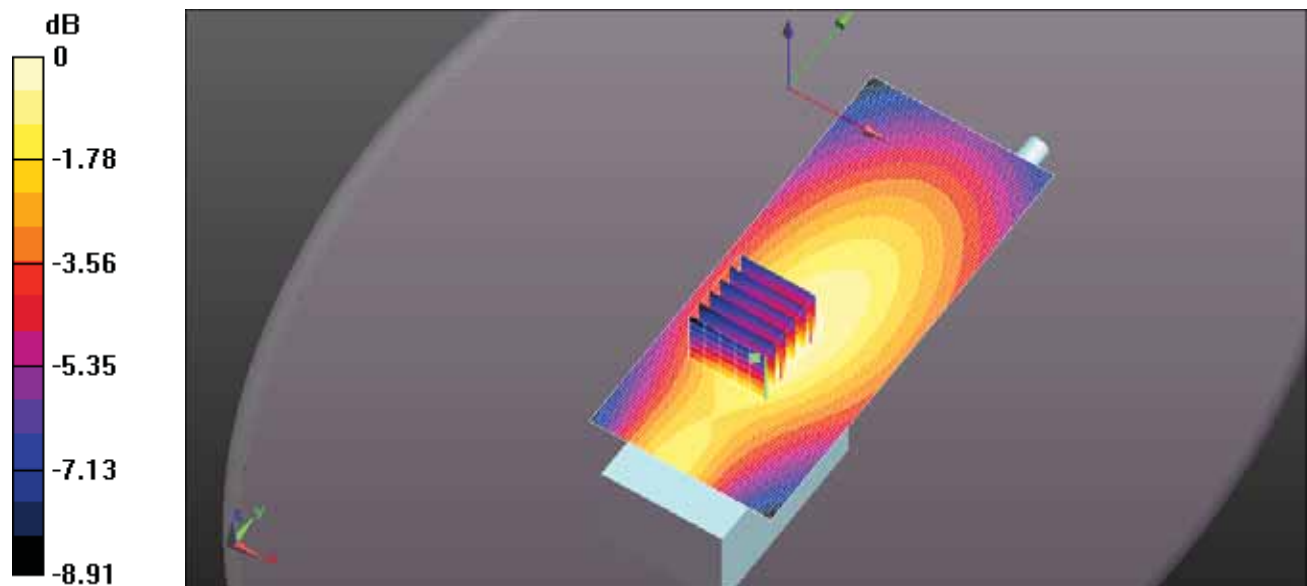
- Probe: EX3DV4 - SN3673; ConvF(10.93, 10.93, 10.93); Calibrated: 3/20/2017;
- Sensor-Surface: 3mm (Mechanical Surface Detection)
- Electronics: DAE4 Sn874; Calibrated: 8/22/2016
- Phantom: ELI 4.0; Type: QD OVA 001 BB; Serial: 1057
- DASYS 52.8.8(1222); SEMCAD X 14.6.10(7331)

**Configuration\_Body\_IC-F52D/Body Back, P=5W, d=0mm/Area Scan (61x141x1):**

Interpolated grid: dx=1.500 mm, dy=1.500 mm  
Maximum value of SAR (interpolated) = 0.478 W/kg

**Configuration\_Body\_IC-F52D/Body Back, P=5W, d=0mm/Zoom Scan (5x5x7)**

**(6x6x7)/Cube 0:** Measurement grid: dx=7.5mm, dy=7.5mm, dz=5mm  
Reference Value = 8.939 V/m; Power Drift = -0.03 dB  
Peak SAR (extrapolated) = 0.628 W/kg  
**SAR(1 g) = 0.420 W/kg; SAR(10 g) = 0.306 W/kg** (SAR corrected for target medium)  
Maximum value of SAR (measured) = 0.479 W/kg



0 dB = 0.478 W/kg = -3.21 dBW/kg

Test Laboratory: Ultratech Group of Labs

File Name: [ICOM-455Q\\_FA-SC61VC 163mm 145MHz.da52:0](#)

**DUT: IC-F52D; Type: VHF Transceiver; Serial: 11000207**

Communication System: UID 0, CW (0); Frequency: 145 MHz; Duty Cycle: 1:1  
Medium parameters used (interpolated):  $f = 145 \text{ MHz}$ ;  $\sigma = 0.78 \text{ S/m}$ ;  $\epsilon_r = 62.286$ ;  $\rho = 1000 \text{ kg/m}^3$  ;  
Phantom section: Flat Section ; Measurement Standard: DASYS (IEEE/IEC/ANSI C63.19-2007)

DASY Configuration:

- Probe: EX3DV4 - SN3673; ConvF(10.93, 10.93, 10.93); Calibrated: 3/20/2017;
- Sensor-Surface: 3mm (Mechanical Surface Detection)
- Electronics: DAE4 Sn874; Calibrated: 8/22/2016
- Phantom: ELI 4.0; Type: QD OVA 001 BB; Serial: 1057
- DASYS 52.8.8(1222); SEMCAD X 14.6.10(7331)

**Configuration\_Body\_IC-F52D/Body Back, P=5W, d=0mm/Area Scan (61x141x1):**

Interpolated grid:  $dx=1.500 \text{ mm}$ ,  $dy=1.500 \text{ mm}$   
Maximum value of SAR (interpolated) =  $0.820 \text{ W/kg}$

**Configuration\_Body\_IC-F52D/Body Back, P=5W, d=0mm/Zoom Scan (5x5x7)**

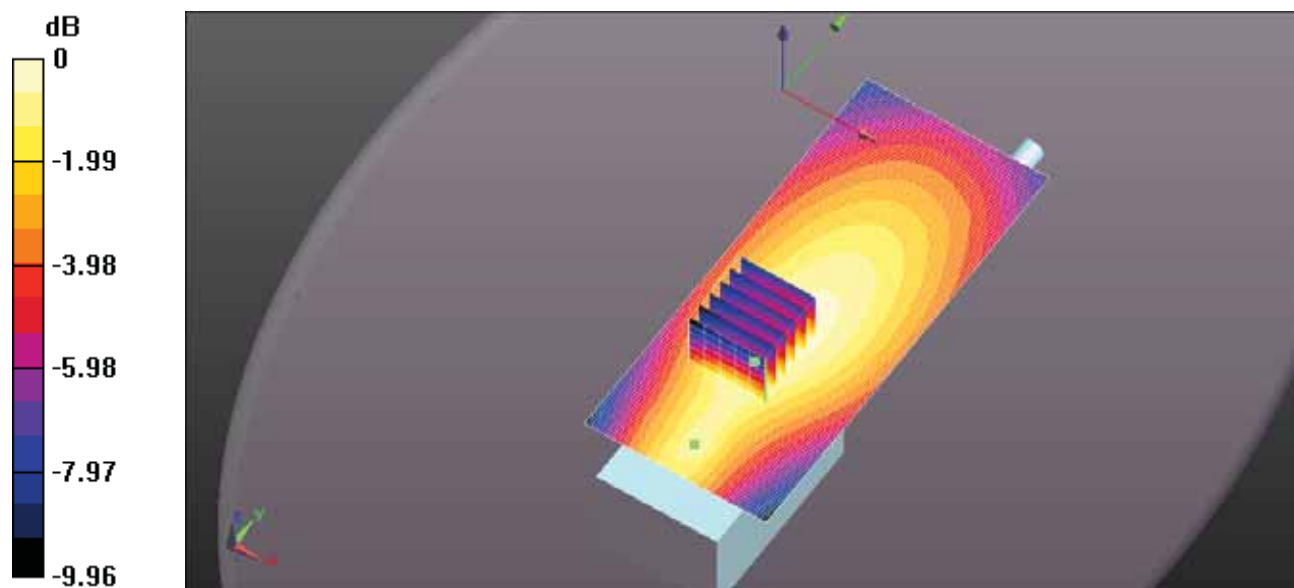
**(6x6x7)/Cube 0:** Measurement grid:  $dx=7.5\text{mm}$ ,  $dy=7.5\text{mm}$ ,  $dz=5\text{mm}$

Reference Value =  $12.49 \text{ V/m}$ ; Power Drift =  $0.14 \text{ dB}$

Peak SAR (extrapolated) =  $1.18 \text{ W/kg}$

**SAR(1 g) =  $0.808 \text{ W/kg}$ ; SAR(10 g) =  $0.586 \text{ W/kg}$**  (SAR corrected for target medium)

Maximum value of SAR (measured) =  $0.920 \text{ W/kg}$



0 dB =  $0.820 \text{ W/kg} = -0.86 \text{ dBW/kg}$

Test Laboratory: Ultratech Group of Labs

File Name: [ICOM-455Q\\_FA-SC61VC 163mm 161.3MHz.da52:0](#)

**DUT: IC-F52D; Type: VHF Transceiver; Serial: 11000207**

Communication System: UID 0, CW (0); Frequency: 161.3 MHz; Duty Cycle: 1:1  
Medium parameters used:  $f = 162$  MHz;  $\sigma = 0.766$  S/m;  $\epsilon_r = 62.639$ ;  $\rho = 1000$  kg/m<sup>3</sup>; Phantom section:  
Flat Section; Measurement Standard: DASYS (IEEE/IEC/ANSI C63.19-2007)

DASY Configuration:

- Probe: EX3DV4 - SN3673; ConvF(10.93, 10.93, 10.93); Calibrated: 3/20/2017;
- Sensor-Surface: 3mm (Mechanical Surface Detection)
- Electronics: DAE4 Sn874; Calibrated: 8/22/2016
- Phantom: ELI 4.0; Type: QD OVA 001 BB; Serial: 1057
- DASYS 52.8.8(1222); SEMCAD X 14.6.10(7331)

**Configuration\_Body\_IC-F52D/Body Back, P=5W, d=0mm/Area Scan (61x141x1):**

Interpolated grid: dx=1.500 mm, dy=1.500 mm

Maximum value of SAR (interpolated) = 0.453 W/kg

**Configuration\_Body\_IC-F52D/Body Back, P=5W, d=0mm/Zoom Scan (5x5x7)**

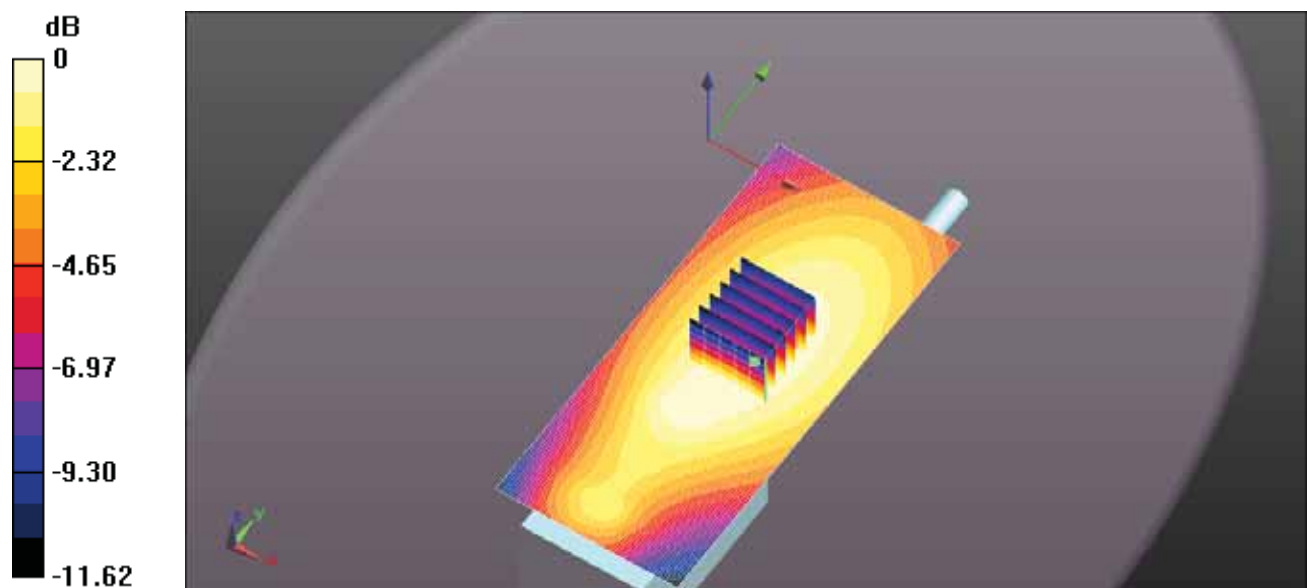
**(6x6x7)/Cube 0:** Measurement grid: dx=7.5mm, dy=7.5mm, dz=5mm

Reference Value = 6.442 V/m; Power Drift = 0.04 dB

Peak SAR (extrapolated) = 0.240 W/kg

**SAR(1 g) = 0.183 W/kg; SAR(10 g) = 0.140 W/kg** (SAR corrected for target medium)

Maximum value of SAR (measured) = 0.201 W/kg



0 dB = 0.453 W/kg = -3.44 dBW/kg

Test Laboratory: Ultratech Group of Labs

File Name: [ICOM-455Q\\_FA-SC61VC\\_163mm\\_174MHz\\_da52:0](#)

**DUT: IC-F52D; Type: VHF Transceiver; Serial: 11000207**

Communication System: UID 0, CW (0); Frequency: 174 MHz; Duty Cycle: 1:1  
Medium parameters used:  $f = 174$  MHz;  $\sigma = 0.764$  S/m;  $\epsilon_r = 62.417$ ;  $\rho = 1000$  kg/m<sup>3</sup>; Phantom section:  
Flat Section; Measurement Standard: DASYS (IEEE/IEC/ANSI C63.19-2007)

DASY Configuration:

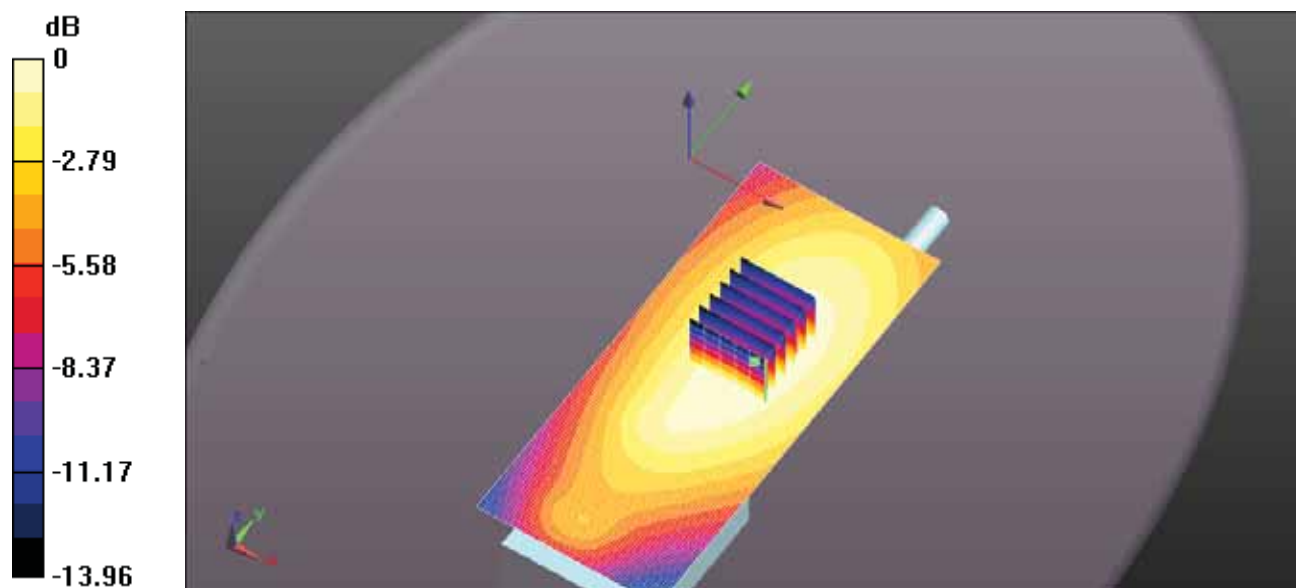
- Probe: EX3DV4 - SN3673; ConvF(10.93, 10.93, 10.93); Calibrated: 3/20/2017;
- Sensor-Surface: 3mm (Mechanical Surface Detection)
- Electronics: DAE4 Sn874; Calibrated: 8/22/2016
- Phantom: ELI 4.0; Type: QD OVA 001 BB; Serial: 1057
- DASYS 52.8.8(1222); SEMCAD X 14.6.10(7331)

**Configuration\_Body\_IC-F52D/Body Back, P=5W, d=0mm/Area Scan (61x141x1):**

Interpolated grid: dx=1.500 mm, dy=1.500 mm  
Maximum value of SAR (interpolated) = 0.114 W/kg

**Configuration\_Body\_IC-F52D/Body Back, P=5W, d=0mm/Zoom Scan (5x5x7)**

**(6x6x7)/Cube 0:** Measurement grid: dx=7.5mm, dy=7.5mm, dz=5mm  
Reference Value = 4.774 V/m; Power Drift = 0.09 dB  
Peak SAR (extrapolated) = 0.138 W/kg  
**SAR(1 g) = 0.104 W/kg; SAR(10 g) = 0.079 W/kg** (SAR corrected for target medium)  
Maximum value of SAR (measured) = 0.116 W/kg



0 dB = 0.114 W/kg = -9.44 dBW/kg

Test Laboratory: Ultratech Group of Labs

File Name: [ICOM-455Q\\_FA-SC61VC\\_157mm\\_136MHz\\_da52:0](#)

**DUT: IC-F52D; Type: VHF Transceiver; Serial: 11000207**

Communication System: UID 0, CW (0); Frequency: 136 MHz; Duty Cycle: 1:1  
Medium parameters used:  $f = 136$  MHz;  $\sigma = 0.786$  S/m;  $\epsilon_r = 61.306$ ;  $\rho = 1000$  kg/m<sup>3</sup>; Phantom section:  
Flat Section; Measurement Standard: DASY5 (IEEE/IEC/ANSI C63.19-2007)

DASY Configuration:

- Probe: EX3DV4 - SN3673; ConvF(10.93, 10.93, 10.93); Calibrated: 3/20/2017;
- Sensor-Surface: 3mm (Mechanical Surface Detection)
- Electronics: DAE4 Sn874; Calibrated: 8/22/2016
- Phantom: ELI 4.0; Type: QD OVA 001 BB; Serial: 1057
- DASY52 52.8.8(1222); SEMCAD X 14.6.10(7331)

**Configuration\_Body\_IC-F52D/Body Back, P=5W, d=0mm/Area Scan (61x141x1):**

Interpolated grid: dx=1.500 mm, dy=1.500 mm

Maximum value of SAR (interpolated) = 0.375 W/kg

**Configuration\_Body\_IC-F52D/Body Back, P=5W, d=0mm/Zoom Scan (5x5x7)**

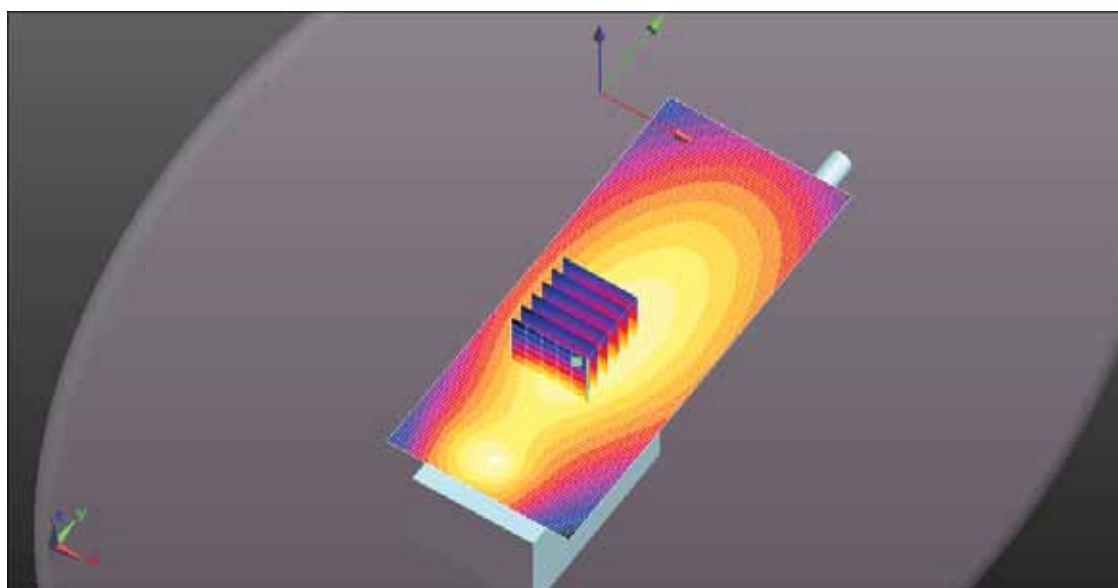
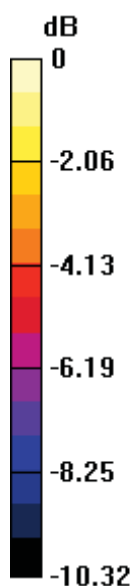
**(6x6x7)/Cube 0:** Measurement grid: dx=7.5mm, dy=7.5mm, dz=5mm

Reference Value = 7.992 V/m; Power Drift = -0.13 dB

Peak SAR (extrapolated) = 0.514 W/kg

**SAR(1 g) = 0.332 W/kg; SAR(10 g) = 0.237 W/kg** (SAR corrected for target medium)

Maximum value of SAR (measured) = 0.383 W/kg



0 dB = 0.375 W/kg = -4.26 dBW/kg

Test Laboratory: Ultratech Group of Labs

File Name: [ICOM-455Q\\_FA-SC61VC\\_157mm\\_150MHz\\_da52:0](#)

**DUT: IC-F52D; Type: VHF Transceiver; Serial: 11000207**

Communication System: UID 0, CW (0); Frequency: 150 MHz; Duty Cycle: 1:1  
Medium parameters used:  $f = 150$  MHz;  $\sigma = 0.776$  S/m;  $\epsilon_r = 62.524$ ;  $\rho = 1000$  kg/m<sup>3</sup>; Phantom section:  
Flat Section; Measurement Standard: DASYS (IEEE/IEC/ANSI C63.19-2007)

DASY Configuration:

- Probe: EX3DV4 - SN3673; ConvF(10.93, 10.93, 10.93); Calibrated: 3/20/2017;
- Sensor-Surface: 3mm (Mechanical Surface Detection)
- Electronics: DAE4 Sn874; Calibrated: 8/22/2016
- Phantom: ELI 4.0; Type: QD OVA 001 BB; Serial: 1057
- DASYS 52.8.8(1222); SEMCAD X 14.6.10(7331)

**Configuration\_Body\_IC-F52D/Body Back, P=5W, d=0mm/Area Scan (61x141x1):**

Interpolated grid: dx=1.500 mm, dy=1.500 mm

Maximum value of SAR (interpolated) = 0.942 W/kg

**Configuration\_Body\_IC-F52D/Body Back, P=5W, d=0mm/Zoom Scan (5x5x7)**

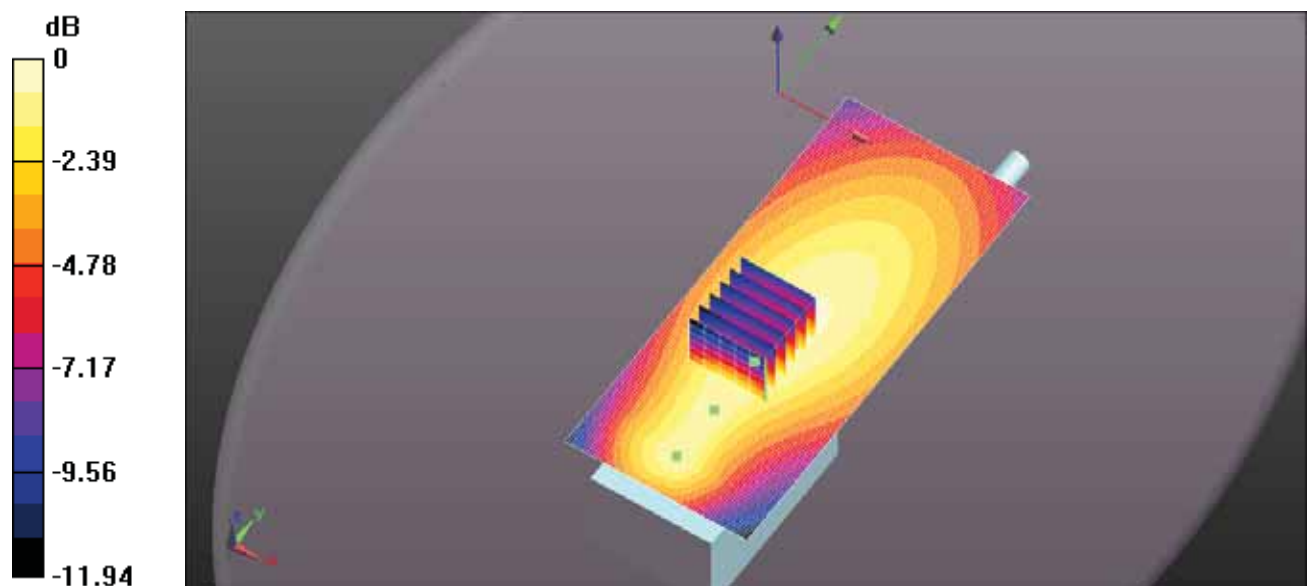
**(6x6x7)/Cube 0:** Measurement grid: dx=7.5mm, dy=7.5mm, dz=5mm

Reference Value = 12.94 V/m; Power Drift = 0.03 dB

Peak SAR (extrapolated) = 1.30 W/kg

**SAR(1 g) = 0.894 W/kg; SAR(10 g) = 0.641 W/kg** (SAR corrected for target medium)

Maximum value of SAR (measured) = 0.992 W/kg



0 dB = 0.942 W/kg = -0.26 dBW/kg

Test Laboratory: Ultratech Group of Labs

File Name: [ICOM-455Q\\_FA-SC61VC\\_157mm\\_162.7MHz.da52:0](#)

**DUT: IC-F52D; Type: VHF Transceiver; Serial: 11000207**

Communication System: UID 0, CW (0); Frequency: 162.7 MHz; Duty Cycle: 1:1

Medium parameters used (interpolated):  $f = 162.7$  MHz;  $\sigma = 0.766$  S/m;  $\epsilon_r = 62.649$ ;  $\rho = 1000$  kg/m<sup>3</sup> ;

Phantom section: Flat Section ; Measurement Standard: DASYS (IEEE/IEC/ANSI C63.19-2007)

DASY Configuration:

- Probe: EX3DV4 - SN3673; ConvF(10.93, 10.93, 10.93); Calibrated: 3/20/2017;
- Sensor-Surface: 3mm (Mechanical Surface Detection)
- Electronics: DAE4 Sn874; Calibrated: 8/22/2016
- Phantom: ELI 4.0; Type: QD OVA 001 BB; Serial: 1057
- DASYS 52.8.8(1222); SEMCAD X 14.6.10(7331)

**Configuration\_Body\_IC-F52D/Body Back, P=5W, d=0mm/Area Scan (61x141x1):**

Interpolated grid: dx=1.500 mm, dy=1.500 mm

Maximum value of SAR (interpolated) = 0.594 W/kg

**Configuration\_Body\_IC-F52D/Body Back, P=5W, d=0mm/Zoom Scan (5x5x7)**

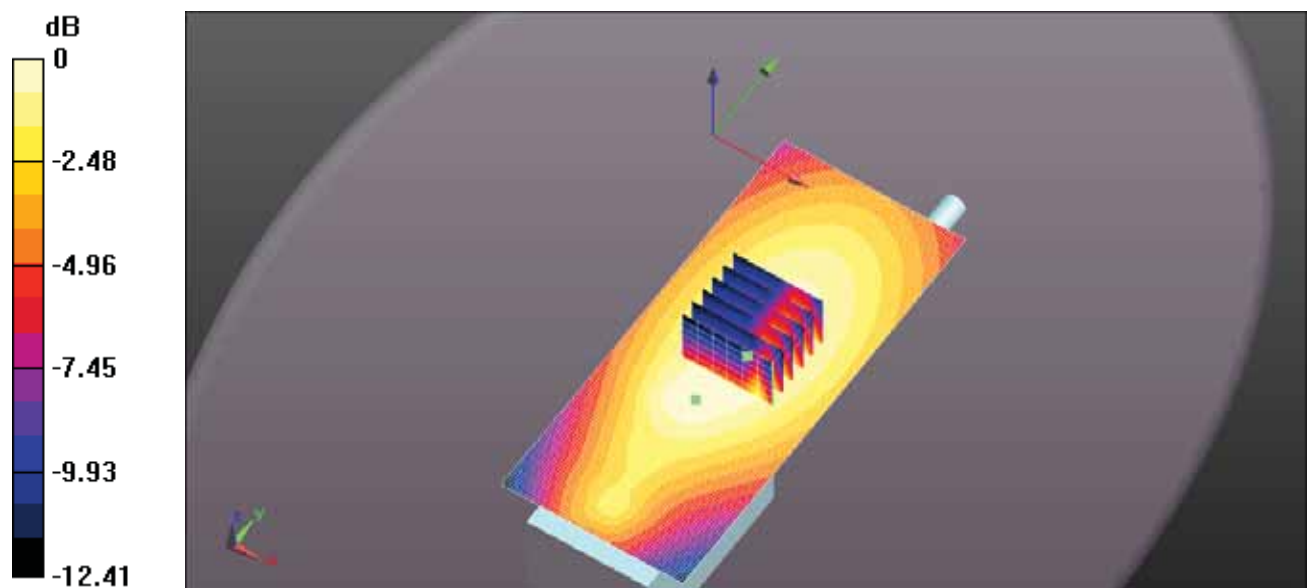
**(7x6x7)/Cube 0:** Measurement grid: dx=7.5mm, dy=7.5mm, dz=5mm

Reference Value = 11.88 V/m; Power Drift = -0.32 dB

Peak SAR (extrapolated) = 0.791 W/kg

**SAR(1 g) = 0.539 W/kg; SAR(10 g) = 0.330 W/kg** (SAR corrected for target medium)

Maximum value of SAR (measured) = 0.573 W/kg



0 dB = 0.594 W/kg = -2.26 dBW/kg

Test Laboratory: Ultratech Group of Labs

File Name: [ICOM-455Q\\_FA-SC61VC\\_157mm\\_174MHz\\_da52:0](#)

**DUT: IC-F52D; Type: VHF Transceiver; Serial: 11000207**

Communication System: UID 0, CW (0); Frequency: 174 MHz; Duty Cycle: 1:1  
Medium parameters used:  $f = 174$  MHz;  $\sigma = 0.764$  S/m;  $\epsilon_r = 62.417$ ;  $\rho = 1000$  kg/m<sup>3</sup>; Phantom section:  
Flat Section; Measurement Standard: DASY5 (IEEE/IEC/ANSI C63.19-2007)

DASY Configuration:

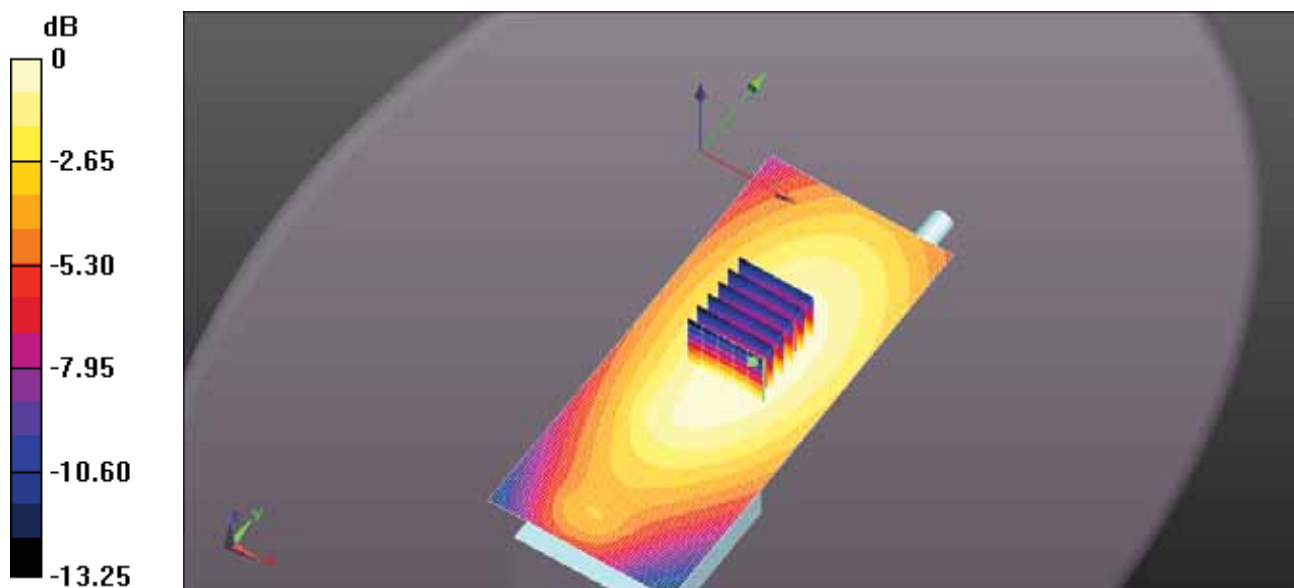
- Probe: EX3DV4 - SN3673; ConvF(10.93, 10.93, 10.93); Calibrated: 3/20/2017;
- Sensor-Surface: 3mm (Mechanical Surface Detection)
- Electronics: DAE4 Sn874; Calibrated: 8/22/2016
- Phantom: ELI 4.0; Type: QD OVA 001 BB; Serial: 1057
- DASY52 52.8.8(1222); SEMCAD X 14.6.10(7331)

**Configuration\_Body\_IC-F52D/Body Back, P=5W, d=0mm/Area Scan (61x141x1):**

Interpolated grid: dx=1.500 mm, dy=1.500 mm  
Maximum value of SAR (interpolated) = 0.178 W/kg

**Configuration\_Body\_IC-F52D/Body Back, P=5W, d=0mm/Zoom Scan (5x5x7)**

**(6x6x7)/Cube 0:** Measurement grid: dx=7.5mm, dy=7.5mm, dz=5mm  
Reference Value = 5.975 V/m; Power Drift = -0.03 dB  
Peak SAR (extrapolated) = 0.212 W/kg  
**SAR(1 g) = 0.160 W/kg; SAR(10 g) = 0.122 W/kg** (SAR corrected for target medium)  
Maximum value of SAR (measured) = 0.177 W/kg



0 dB = 0.178 W/kg = -7.49 dBW/kg



Test Laboratory: Ultratech Group of Labs

File Name: [ICOM-455Q\\_FA-SC61VC 151mm 142.3MHz.da52:0](#)

**DUT: IC-F52D; Type: VHF Transceiver; Serial: 11000207**

Communication System: UID 0, CW (0); Frequency: 142.3 MHz; Duty Cycle: 1:1

Medium parameters used (interpolated):  $f = 142.3$  MHz;  $\sigma = 0.782$  S/m;  $\epsilon_r = 62.028$ ;  $\rho = 1000$  kg/m<sup>3</sup> ;

Phantom section: Flat Section ; Measurement Standard: DASYS (IEEE/IEC/ANSI C63.19-2007)

DASY Configuration:

- Probe: EX3DV4 - SN3673; ConvF(10.93, 10.93, 10.93); Calibrated: 3/20/2017;
- Sensor-Surface: 3mm (Mechanical Surface Detection)
- Electronics: DAE4 Sn874; Calibrated: 8/22/2016
- Phantom: ELI 4.0; Type: QD OVA 001 BB; Serial: 1057
- DASYS 52.8.8(1222); SEMCAD X 14.6.10(7331)

**Configuration\_Body\_IC-F52D/Body Back, P=5W, d=0mm/Area Scan (61x141x1):**

Interpolated grid: dx=1.500 mm, dy=1.500 mm

Maximum value of SAR (interpolated) = 0.278 W/kg

**Configuration\_Body\_IC-F52D/Body Back, P=5W, d=0mm/Zoom Scan (5x5x7)**

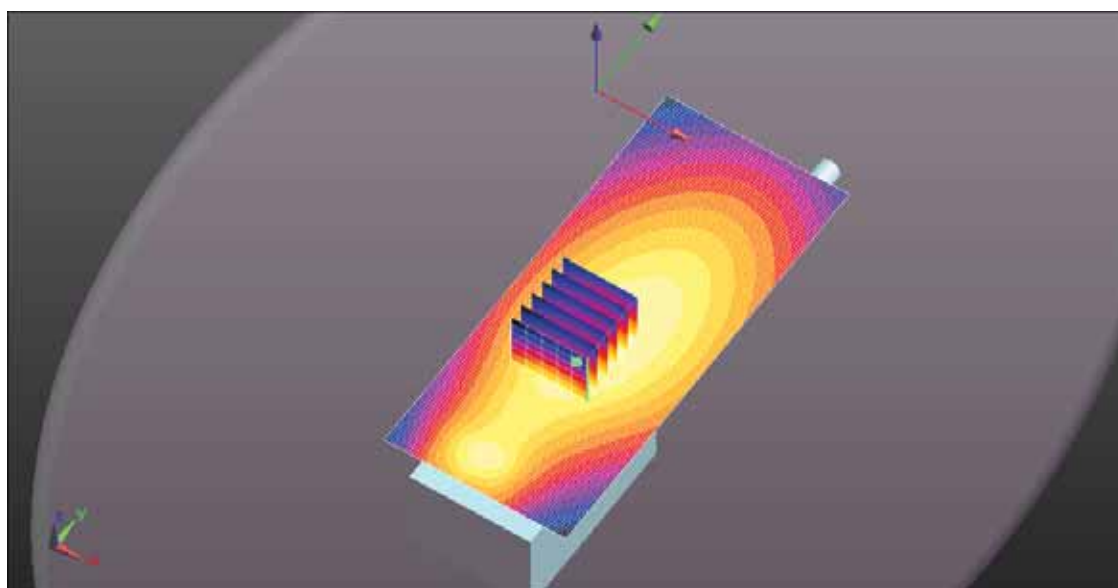
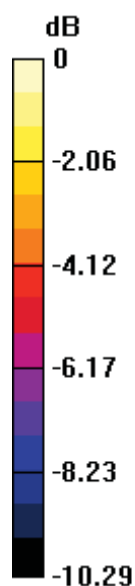
**(6x6x7)/Cube 0:** Measurement grid: dx=7.5mm, dy=7.5mm, dz=5mm

Reference Value = 6.254 V/m; Power Drift = -0.04 dB

Peak SAR (extrapolated) = 0.400 W/kg

**SAR(1 g) = 0.255 W/kg; SAR(10 g) = 0.181 W/kg** (SAR corrected for target medium)

Maximum value of SAR (measured) = 0.295 W/kg



0 dB = 0.278 W/kg = -5.56 dBW/kg

Test Laboratory: Ultratech Group of Labs

File Name: [ICOM-455Q\\_FA-SC61VC\\_151mm\\_155MHz\\_da52:0](#)

**DUT: IC-F52D; Type: VHF Transceiver; Serial: 11000207**

Communication System: UID 0, CW (0); Frequency: 155 MHz; Duty Cycle: 1:1  
Medium parameters used (interpolated):  $f = 155$  MHz;  $\sigma = 0.772$  S/m;  $\epsilon_r = 62.68$ ;  $\rho = 1000$  kg/m<sup>3</sup> ;  
Phantom section: Flat Section ; Measurement Standard: DASYS (IEEE/IEC/ANSI C63.19-2007)

DASY Configuration:

- Probe: EX3DV4 - SN3673; ConvF(10.93, 10.93, 10.93); Calibrated: 3/20/2017;
- Sensor-Surface: 3mm (Mechanical Surface Detection)
- Electronics: DAE4 Sn874; Calibrated: 8/22/2016
- Phantom: ELI 4.0; Type: QD OVA 001 BB; Serial: 1057
- DASYS 52.8.8(1222); SEMCAD X 14.6.10(7331)

**Configuration\_Body\_IC-F52D/Body Back, P=5W, d=0mm/Area Scan (61x141x1):**

Interpolated grid: dx=1.500 mm, dy=1.500 mm

Maximum value of SAR (interpolated) = 0.697 W/kg

**Configuration\_Body\_IC-F52D/Body Back, P=5W, d=0mm/Zoom Scan (5x5x7)**

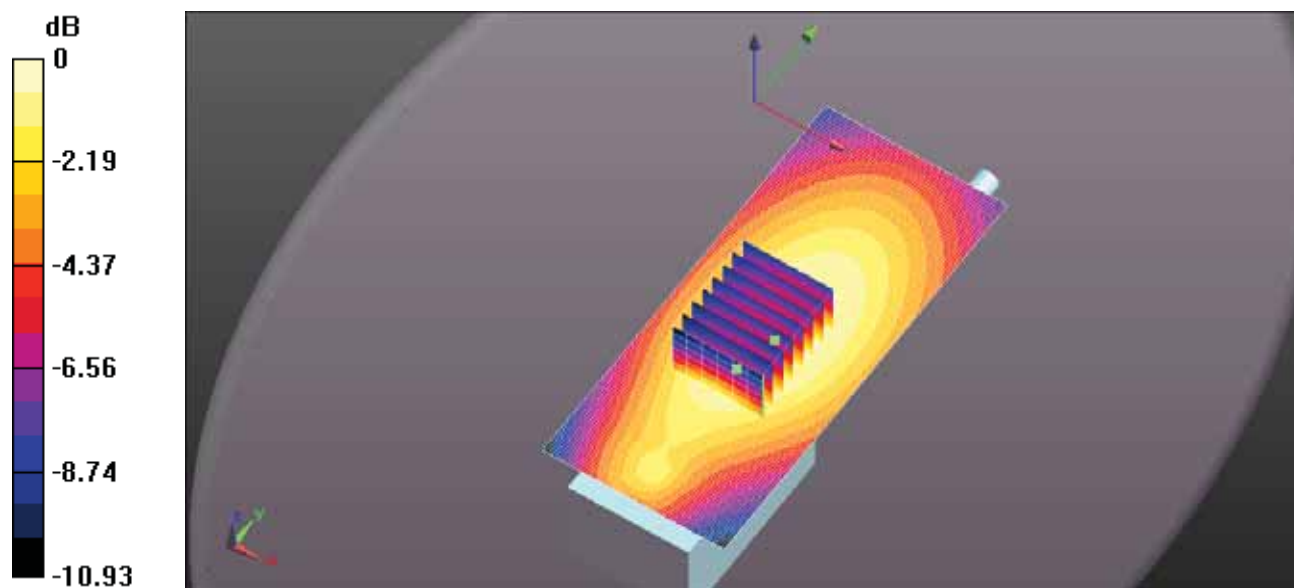
**(7x8x7)/Cube 0:** Measurement grid: dx=7.5mm, dy=7.5mm, dz=5mm

Reference Value = 10.74 V/m; Power Drift = 0.01 dB

Peak SAR (extrapolated) = 0.938 W/kg

**SAR(1 g) = 0.629 W/kg; SAR(10 g) = 0.477 W/kg** (SAR corrected for target medium)

Maximum value of SAR (measured) = 0.715 W/kg



Test Laboratory: Ultratech Group of Labs

File Name: [ICOM-455Q\\_FA-SC61VC\\_151mm\\_167.7MHz.da52:0](#)

**DUT: IC-F52D; Type: VHF Transceiver; Serial: 11000207**

Communication System: UID 0, CW (0); Frequency: 167.7 MHz; Duty Cycle: 1:1  
Medium parameters used:  $f = 168$  MHz;  $\sigma = 0.763$  S/m;  $\epsilon_r = 62.579$ ;  $\rho = 1000$  kg/m<sup>3</sup>; Phantom section:  
Flat Section; Measurement Standard: DASYS (IEEE/IEC/ANSI C63.19-2007)

DASY Configuration:

- Probe: EX3DV4 - SN3673; ConvF(10.93, 10.93, 10.93); Calibrated: 3/20/2017;
- Sensor-Surface: 3mm (Mechanical Surface Detection)
- Electronics: DAE4 Sn874; Calibrated: 8/22/2016
- Phantom: ELI 4.0; Type: QD OVA 001 BB; Serial: 1057
- DASYS 52.8.8(1222); SEMCAD X 14.6.10(7331)

**Configuration\_Body\_IC-F52D/Body Back, P=5W, d=0mm/Area Scan (61x141x1):**

Interpolated grid: dx=1.500 mm, dy=1.500 mm

Maximum value of SAR (interpolated) = 1.32 W/kg

**Configuration\_Body\_IC-F52D/Body Back, P=5W, d=0mm/Zoom Scan (5x5x7)**

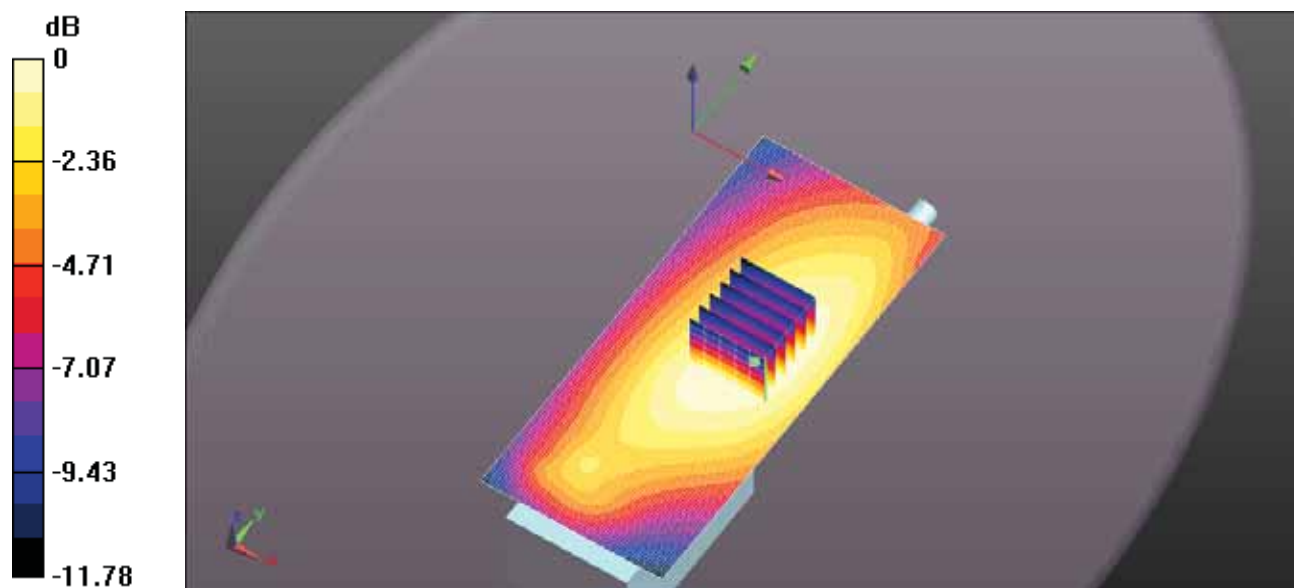
**(6x6x7)/Cube 0:** Measurement grid: dx=7.5mm, dy=7.5mm, dz=5mm

Reference Value = 12.03 V/m; Power Drift = 0.16 dB

Peak SAR (extrapolated) = 1.57 W/kg

**SAR(1 g) = 1.18 W/kg; SAR(10 g) = 0.898 W/kg** (SAR corrected for target medium)

Maximum value of SAR (measured) = 1.30 W/kg



0 dB = 1.32 W/kg = 1.19 dBW/kg

Test Laboratory: Ultratech Group of Labs

File Name: [ICOM-455Q\\_FA-SC61VC\\_146mm\\_136MHz\\_da52:0](#)

**DUT: IC-F52D; Type: VHF Transceiver; Serial: 11000207**

Communication System: UID 0, CW (0); Frequency: 136 MHz; Duty Cycle: 1:1  
Medium parameters used:  $f = 136$  MHz;  $\sigma = 0.786$  S/m;  $\epsilon_r = 61.306$ ;  $\rho = 1000$  kg/m<sup>3</sup>; Phantom section:  
Flat Section; Measurement Standard: DASY5 (IEEE/IEC/ANSI C63.19-2007)

DASY Configuration:

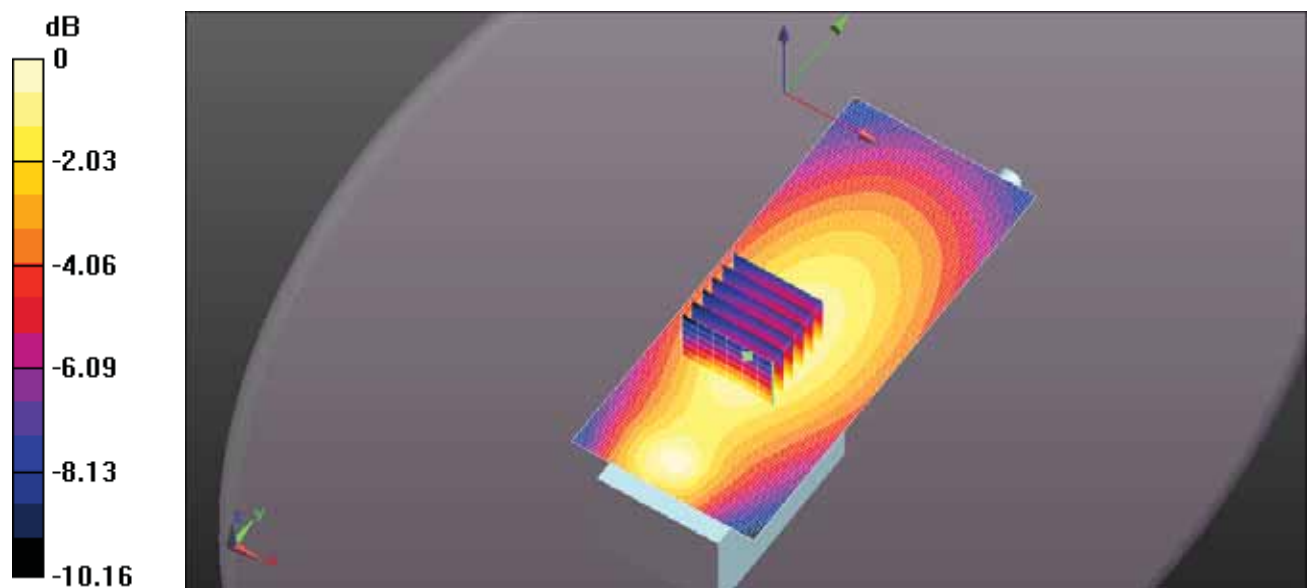
- Probe: EX3DV4 - SN3673; ConvF(10.93, 10.93, 10.93); Calibrated: 3/20/2017;
- Sensor-Surface: 3mm (Mechanical Surface Detection)
- Electronics: DAE4 Sn874; Calibrated: 8/22/2016
- Phantom: ELI 4.0; Type: QD OVA 001 BB; Serial: 1057
- DASY52 52.8.8(1222); SEMCAD X 14.6.10(7331)

**Configuration\_Body\_IC-F52D/Body Back, P=5W, d=0mm/Area Scan (61x141x1):**

Interpolated grid: dx=1.500 mm, dy=1.500 mm  
Maximum value of SAR (interpolated) = 0.213 W/kg

**Configuration\_Body\_IC-F52D/Body Back, P=5W, d=0mm/Zoom Scan (5x5x7)**

**(7x6x7)/Cube 0:** Measurement grid: dx=7.5mm, dy=7.5mm, dz=5mm  
Reference Value = 5.809 V/m; Power Drift = -0.05 dB  
Peak SAR (extrapolated) = 0.288 W/kg  
**SAR(1 g) = 0.191 W/kg; SAR(10 g) = 0.137 W/kg** (SAR corrected for target medium)  
Maximum value of SAR (measured) = 0.216 W/kg



0 dB = 0.213 W/kg = -6.71 dBW/kg

Test Laboratory: Ultratech Group of Labs

File Name: [ICOM-455Q\\_FA-SC61VC 146mm 148.7MHz.da52:0](#)

**DUT: IC-F52D; Type: VHF Transceiver; Serial: 11000207**

Communication System: UID 0, CW (0); Frequency: 148.7 MHz; Duty Cycle: 1:1  
Medium parameters used (interpolated):  $f = 148.7$  MHz;  $\sigma = 0.776$  S/m;  $\epsilon_r = 62.354$ ;  $\rho = 1000$  kg/m<sup>3</sup> ;  
Phantom section: Flat Section ; Measurement Standard: DASYS (IEEE/IEC/ANSI C63.19-2007)

DASY Configuration:

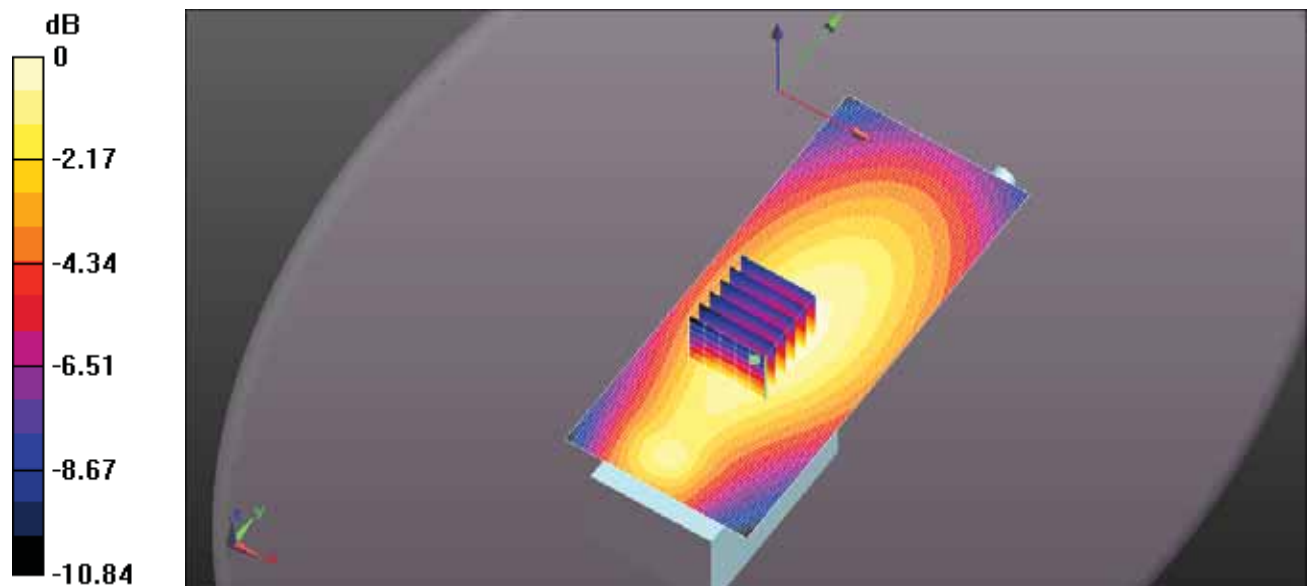
- Probe: EX3DV4 - SN3673; ConvF(10.93, 10.93, 10.93); Calibrated: 3/20/2017;
- Sensor-Surface: 3mm (Mechanical Surface Detection)
- Electronics: DAE4 Sn874; Calibrated: 8/22/2016
- Phantom: ELI 4.0; Type: QD OVA 001 BB; Serial: 1057
- DASYS 52.8.8(1222); SEMCAD X 14.6.10(7331)

**Configuration\_Body\_IC-F52D/Body Back, P=5W, d=0mm/Area Scan (61x141x1):**

Interpolated grid: dx=1.500 mm, dy=1.500 mm  
Maximum value of SAR (interpolated) = 0.422 W/kg

**Configuration\_Body\_IC-F52D/Body Back, P=5W, d=0mm/Zoom Scan (5x5x7)**

**(6x6x7)/Cube 0:** Measurement grid: dx=7.5mm, dy=7.5mm, dz=5mm  
Reference Value = 7.303 V/m; Power Drift = 0.05 dB  
Peak SAR (extrapolated) = 0.614 W/kg  
**SAR(1 g) = 0.400 W/kg; SAR(10 g) = 0.285 W/kg** (SAR corrected for target medium)  
Maximum value of SAR (measured) = 0.463 W/kg



0 dB = 0.422 W/kg = -3.74 dBW/kg

Test Laboratory: Ultratech Group of Labs

File Name: [ICOM-455Q\\_FA-SC61VC 146mm 160MHz.da52:0](#)

**DUT: IC-F52D; Type: VHF Transceiver; Serial: 11000207**

Communication System: UID 0, CW (0); Frequency: 160 MHz; Duty Cycle: 1:1  
Medium parameters used:  $f = 160$  MHz;  $\sigma = 0.767$  S/m;  $\epsilon_r = 62.656$ ;  $\rho = 1000$  kg/m<sup>3</sup>; Phantom section:  
Flat Section; Measurement Standard: DASYS (IEEE/IEC/ANSI C63.19-2007)

DASY Configuration:

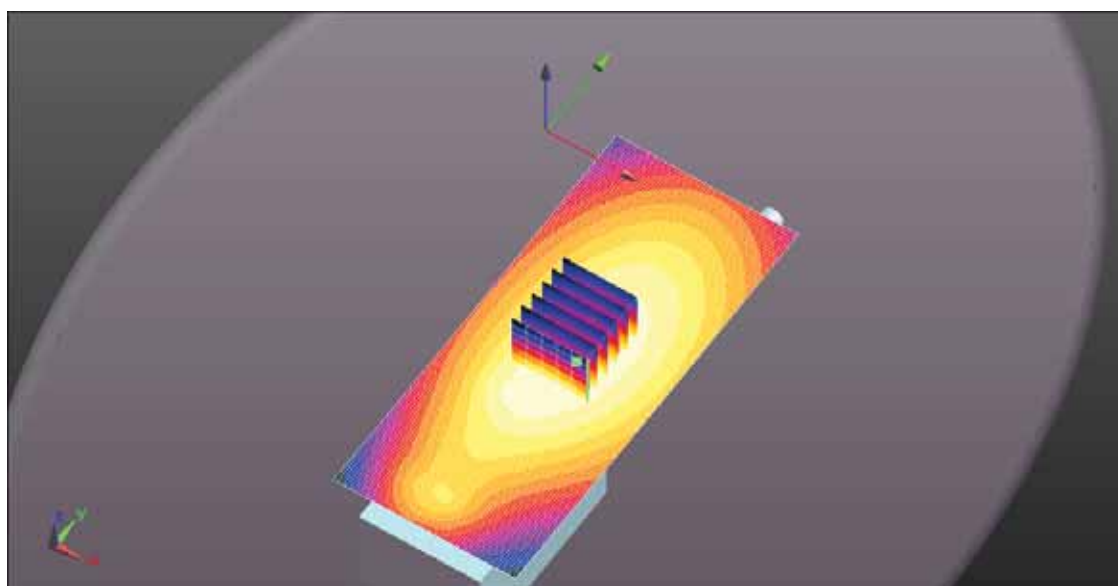
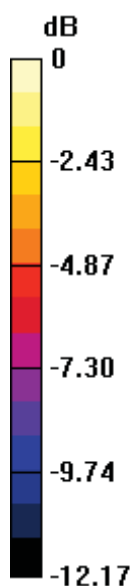
- Probe: EX3DV4 - SN3673; ConvF(10.93, 10.93, 10.93); Calibrated: 3/20/2017;
- Sensor-Surface: 3mm (Mechanical Surface Detection)
- Electronics: DAE4 Sn874; Calibrated: 8/22/2016
- Phantom: ELI 4.0; Type: QD OVA 001 BB; Serial: 1057
- DASYS 52.8.8(1222); SEMCAD X 14.6.10(7331)

**Configuration\_Body\_IC-F52D/Body Back, P=5W, d=0mm/Area Scan (61x141x1):**

Interpolated grid: dx=1.500 mm, dy=1.500 mm  
Maximum value of SAR (interpolated) = 1.05 W/kg

**Configuration\_Body\_IC-F52D/Body Back, P=5W, d=0mm/Zoom Scan (5x5x7)**

**(6x6x7)/Cube 0:** Measurement grid: dx=7.5mm, dy=7.5mm, dz=5mm  
Reference Value = 13.20 V/m; Power Drift = -0.05 dB  
Peak SAR (extrapolated) = 1.25 W/kg  
**SAR(1 g) = 0.942 W/kg; SAR(10 g) = 0.714 W/kg** (SAR corrected for target medium)  
Maximum value of SAR (measured) = 1.04 W/kg



0 dB = 1.05 W/kg = 0.20 dBW/kg

Test Laboratory: Ultratech Group of Labs

File Name: [ICOM-455Q\\_FA-SC61VC\\_146mm\\_174MHz\\_da52:0](#)

**DUT: IC-F52D; Type: VHF Transceiver; Serial: 11000207**

Communication System: UID 0, CW (0); Frequency: 174 MHz; Duty Cycle: 1:1  
Medium parameters used:  $f = 174$  MHz;  $\sigma = 0.764$  S/m;  $\epsilon_r = 62.417$ ;  $\rho = 1000$  kg/m<sup>3</sup>; Phantom section:  
Flat Section; Measurement Standard: DASYS (IEEE/IEC/ANSI C63.19-2007)

DASY Configuration:

- Probe: EX3DV4 - SN3673; ConvF(10.93, 10.93, 10.93); Calibrated: 3/20/2017;
- Sensor-Surface: 3mm (Mechanical Surface Detection)
- Electronics: DAE4 Sn874; Calibrated: 8/22/2016
- Phantom: ELI 4.0; Type: QD OVA 001 BB; Serial: 1057
- DASYS 52.8.8(1222); SEMCAD X 14.6.10(7331)

**Configuration\_Body\_IC-F52D/Body Back, P=5W, d=0mm/Area Scan (61x141x1):**

Interpolated grid: dx=1.500 mm, dy=1.500 mm

Maximum value of SAR (interpolated) = 0.467 W/kg

**Configuration\_Body\_IC-F52D/Body Back, P=5W, d=0mm/Zoom Scan (5x5x7)**

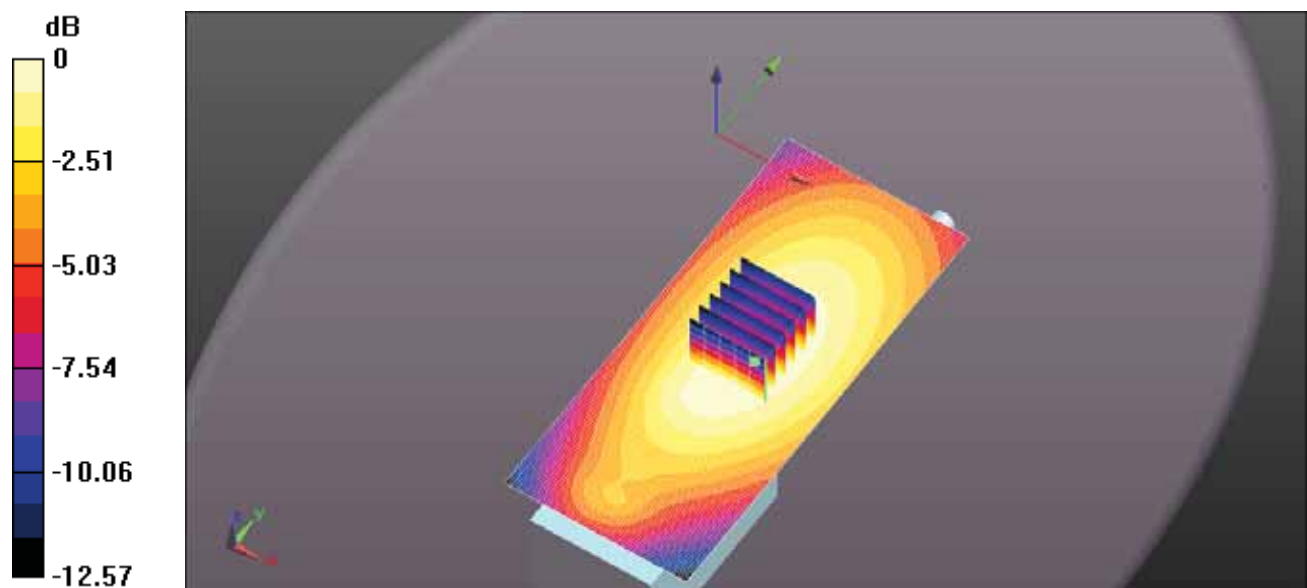
**(6x6x7)/Cube 0:** Measurement grid: dx=7.5mm, dy=7.5mm, dz=5mm

Reference Value = 8.872 V/m; Power Drift = -0.09 dB

Peak SAR (extrapolated) = 0.563 W/kg

**SAR(1 g) = 0.420 W/kg; SAR(10 g) = 0.317 W/kg** (SAR corrected for target medium)

Maximum value of SAR (measured) = 0.467 W/kg



0 dB = 0.467 W/kg = -3.31 dBW/kg

Test Laboratory: Ultratech Group of Labs

File Name: [ICOM-455Q\\_FA-SC61VC 141mm 142.3MHz.da52:0](#)

**DUT: IC-F52D; Type: VHF Transceiver; Serial: 11000207**

Communication System: UID 0, CW (0); Frequency: 142.3 MHz; Duty Cycle: 1:1

Medium parameters used (interpolated):  $f = 142.3$  MHz;  $\sigma = 0.782$  S/m;  $\epsilon_r = 62.028$ ;  $\rho = 1000$  kg/m<sup>3</sup> ;

Phantom section: Flat Section ; Measurement Standard: DASYS (IEEE/IEC/ANSI C63.19-2007)

DASY Configuration:

- Probe: EX3DV4 - SN3673; ConvF(10.93, 10.93, 10.93); Calibrated: 3/20/2017;
- Sensor-Surface: 3mm (Mechanical Surface Detection)
- Electronics: DAE4 Sn874; Calibrated: 8/22/2016
- Phantom: ELI 4.0; Type: QD OVA 001 BB; Serial: 1057
- DASYS 52.8.8(1222); SEMCAD X 14.6.10(7331)

**Configuration\_Body\_IC-F52D/Body Back, P=5W, d=0mm/Area Scan (61x141x1):**

Interpolated grid: dx=1.500 mm, dy=1.500 mm

Maximum value of SAR (interpolated) = 0.197 W/kg

**Configuration\_Body\_IC-F52D/Body Back, P=5W, d=0mm/Zoom Scan (5x5x7)**

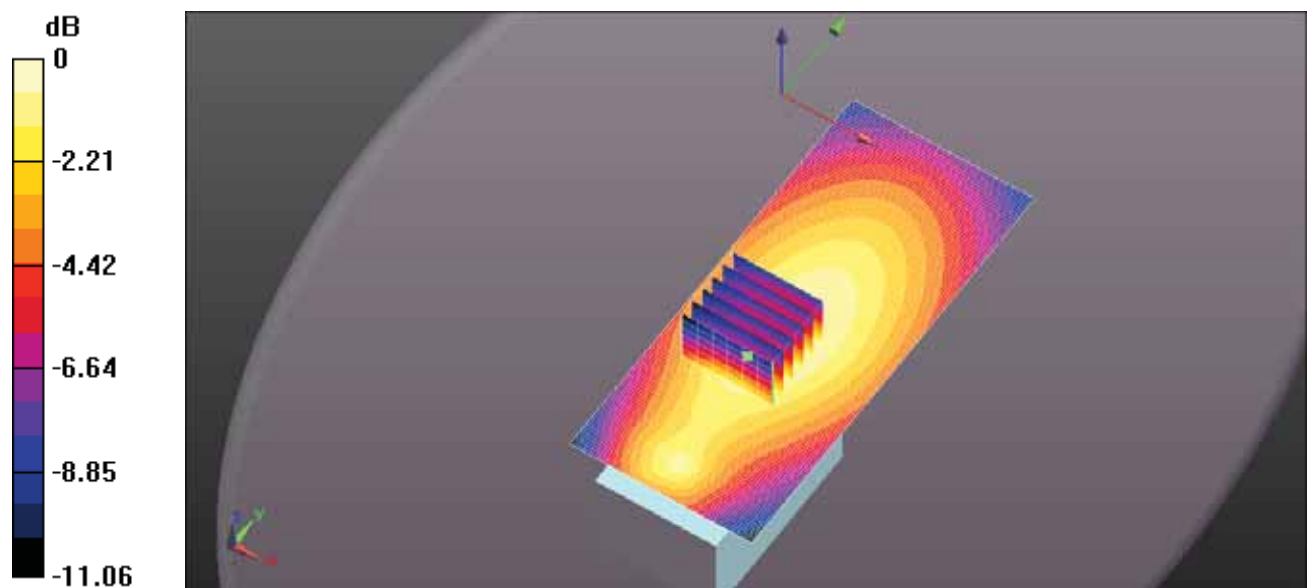
**(7x6x7)/Cube 0:** Measurement grid: dx=7.5mm, dy=7.5mm, dz=5mm

Reference Value = 5.526 V/m; Power Drift = -0.01 dB

Peak SAR (extrapolated) = 0.257 W/kg

**SAR(1 g) = 0.171 W/kg; SAR(10 g) = 0.124 W/kg** (SAR corrected for target medium)

Maximum value of SAR (measured) = 0.194 W/kg



0 dB = 0.197 W/kg = -7.05 dBW/kg



Test Laboratory: Ultratech Group of Labs

File Name: [ICOM-455Q\\_FA-SC61VC 141mm 155MHz.da52:0](#)

**DUT: IC-F52D; Type: VHF Transceiver; Serial: 11000207**

Communication System: UID 0, CW (0); Frequency: 155 MHz; Duty Cycle: 1:1  
Medium parameters used (interpolated):  $f = 155 \text{ MHz}$ ;  $\sigma = 0.772 \text{ S/m}$ ;  $\epsilon_r = 62.68$ ;  $\rho = 1000 \text{ kg/m}^3$  ;  
Phantom section: Flat Section ; Measurement Standard: DASYS (IEEE/IEC/ANSI C63.19-2007)

DASY Configuration:

- Probe: EX3DV4 - SN3673; ConvF(10.93, 10.93, 10.93); Calibrated: 3/20/2017;
- Sensor-Surface: 3mm (Mechanical Surface Detection)
- Electronics: DAE4 Sn874; Calibrated: 8/22/2016
- Phantom: ELI 4.0; Type: QD OVA 001 BB; Serial: 1057
- DASYS 52.8.8(1222); SEMCAD X 14.6.10(7331)

**Configuration\_Body\_IC-F52D/Body Back, P=5W, d=0mm/Area Scan (61x141x1):**

Interpolated grid:  $dx=1.500 \text{ mm}$ ,  $dy=1.500 \text{ mm}$   
Maximum value of SAR (interpolated) =  $0.374 \text{ W/kg}$

**Configuration\_Body\_IC-F52D/Body Back, P=5W, d=0mm/Zoom Scan (5x5x7)**

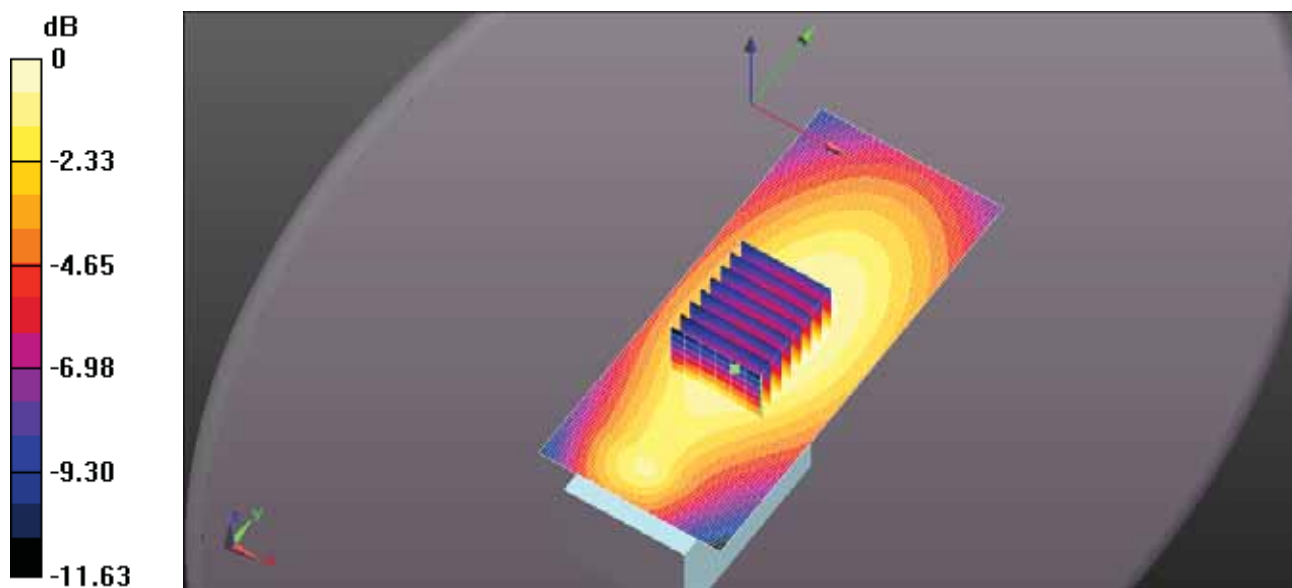
**(7x8x7)/Cube 0:** Measurement grid:  $dx=7.5\text{mm}$ ,  $dy=7.5\text{mm}$ ,  $dz=5\text{mm}$

Reference Value =  $7.373 \text{ V/m}$ ; Power Drift =  $-0.09 \text{ dB}$

Peak SAR (extrapolated) =  $0.495 \text{ W/kg}$

**SAR(1 g) =  $0.343 \text{ W/kg}$ ; SAR(10 g) =  $0.261 \text{ W/kg}$**  (SAR corrected for target medium)

Maximum value of SAR (measured) =  $0.381 \text{ W/kg}$



0 dB =  $0.374 \text{ W/kg}$  =  $-4.27 \text{ dBW/kg}$

Test Laboratory: Ultratech Group of Labs

File Name: [ICOM-455Q\\_FA-SC61VC 141mm 165MHz.da52:0](#)

**DUT: IC-F52D; Type: VHF Transceiver; Serial: 11000207**

Communication System: UID 0, CW (0); Frequency: 165 MHz; Duty Cycle: 1:1  
Medium parameters used (interpolated):  $f = 165 \text{ MHz}$ ;  $\sigma = 0.764 \text{ S/m}$ ;  $\epsilon_r = 62.653$ ;  $\rho = 1000 \text{ kg/m}^3$  ;  
Phantom section: Flat Section ; Measurement Standard: DASYS5 (IEEE/IEC/ANSI C63.19-2007)

DASY Configuration:

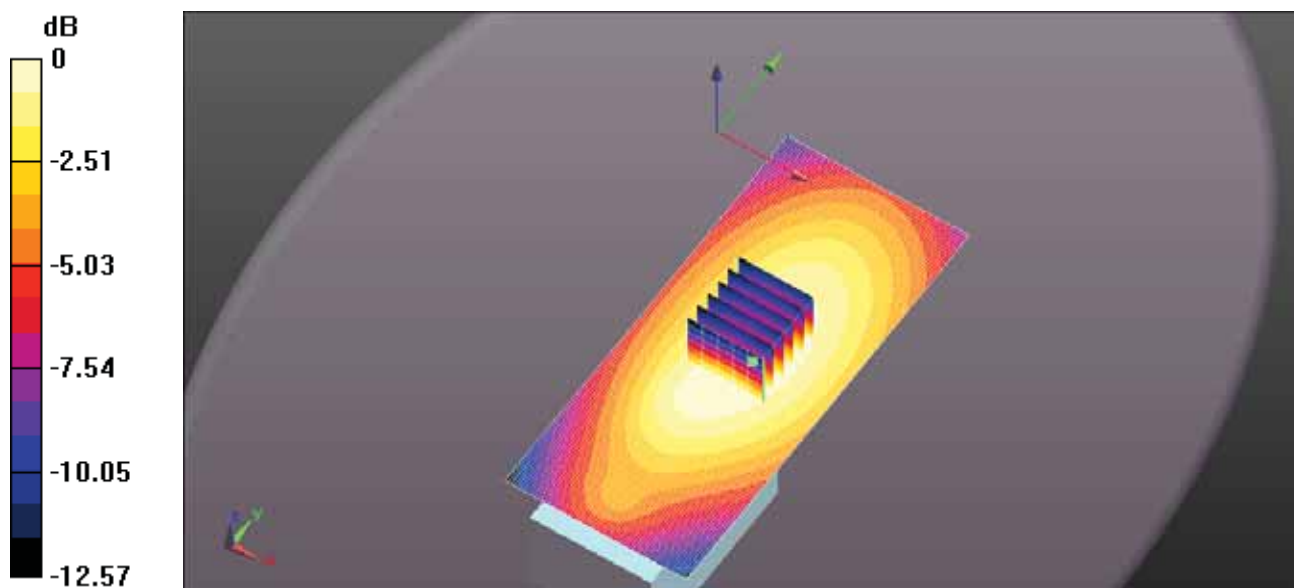
- Probe: EX3DV4 - SN3673; ConvF(10.93, 10.93, 10.93); Calibrated: 3/20/2017;
- Sensor-Surface: 3mm (Mechanical Surface Detection)
- Electronics: DAE4 Sn874; Calibrated: 8/22/2016
- Phantom: ELI 4.0; Type: QD OVA 001 BB; Serial: 1057
- DASYS5 52.8.8(1222); SEMCAD X 14.6.10(7331)

**Configuration\_Body\_IC-F52D/Body Back, P=5W, d=0mm/Area Scan (61x141x1):**

Interpolated grid:  $dx=1.500 \text{ mm}$ ,  $dy=1.500 \text{ mm}$   
Maximum value of SAR (interpolated) = 1.16 W/kg

**Configuration\_Body\_IC-F52D/Body Back, P=5W, d=0mm/Zoom Scan (5x5x7)**

**(6x6x7)/Cube 0:** Measurement grid:  $dx=7.5\text{mm}$ ,  $dy=7.5\text{mm}$ ,  $dz=5\text{mm}$   
Reference Value = 13.04 V/m; Power Drift = -0.13 dB  
Peak SAR (extrapolated) = 1.39 W/kg  
**SAR(1 g) = 1.04 W/kg; SAR(10 g) = 0.785 W/kg** (SAR corrected for target medium)  
Maximum value of SAR (measured) = 1.16 W/kg



0 dB = 1.16 W/kg = 0.65 dBW/kg

Test Laboratory: Ultratech Group of Labs

File Name: [ICOM-455Q\\_FA-SC61VC\\_137mm\\_142.3MHz.da52:0](#)

**DUT: IC-F52D; Type: VHF Transceiver; Serial: 11000207**

Communication System: UID 0, CW (0); Frequency: 142.3 MHz; Duty Cycle: 1:1  
Medium parameters used (interpolated):  $f = 142.3$  MHz;  $\sigma = 0.782$  S/m;  $\epsilon_r = 62.028$ ;  $\rho = 1000$  kg/m<sup>3</sup> ;  
Phantom section: Flat Section ; Measurement Standard: DASYS (IEEE/IEC/ANSI C63.19-2007)

DASY Configuration:

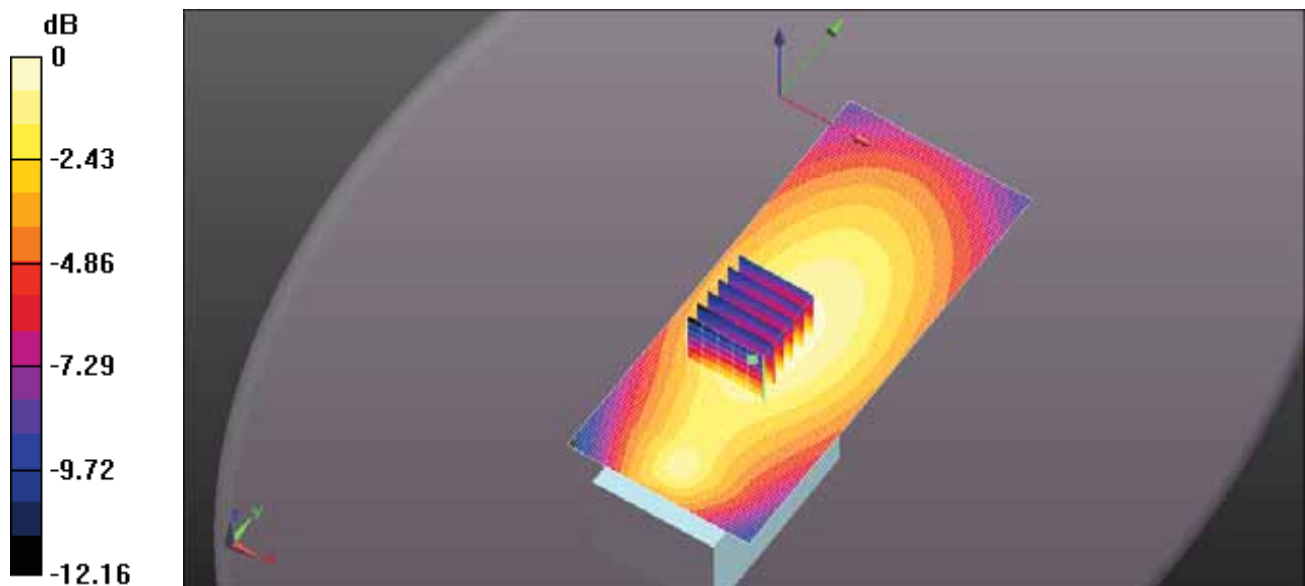
- Probe: EX3DV4 - SN3673; ConvF(10.93, 10.93, 10.93); Calibrated: 3/20/2017;
- Sensor-Surface: 3mm (Mechanical Surface Detection)
- Electronics: DAE4 Sn874; Calibrated: 8/22/2016
- Phantom: ELI 4.0; Type: QD OVA 001 BB; Serial: 1057
- DASYS 52.8.8(1222); SEMCAD X 14.6.10(7331)

**Configuration\_Body\_IC-F52D/Body Back, P=5W, d=0mm/Area Scan (61x141x1):**

Interpolated grid: dx=1.500 mm, dy=1.500 mm  
Maximum value of SAR (interpolated) = 0.166 W/kg

**Configuration\_Body\_IC-F52D/Body Back, P=5W, d=0mm/Zoom Scan (5x5x7)**

**(6x6x7)/Cube 0:** Measurement grid: dx=7.5mm, dy=7.5mm, dz=5mm  
Reference Value = 5.231 V/m; Power Drift = 0.03 dB  
Peak SAR (extrapolated) = 0.217 W/kg  
**SAR(1 g) = 0.145 W/kg; SAR(10 g) = 0.105 W/kg** (SAR corrected for target medium)  
Maximum value of SAR (measured) = 0.162 W/kg



0 dB = 0.166 W/kg = -7.81 dBW/kg

Test Laboratory: Ultratech Group of Labs

File Name: [ICOM-455Q\\_FA-SC61VC\\_137mm\\_155MHz\\_da52:0](#)

**DUT: IC-F52D; Type: VHF Transceiver; Serial: 11000207**

Communication System: UID 0, CW (0); Frequency: 155 MHz; Duty Cycle: 1:1  
Medium parameters used (interpolated):  $f = 155 \text{ MHz}$ ;  $\sigma = 0.772 \text{ S/m}$ ;  $\epsilon_r = 62.68$ ;  $\rho = 1000 \text{ kg/m}^3$  ;  
Phantom section: Flat Section ; Measurement Standard: DASYS (IEEE/IEC/ANSI C63.19-2007)

DASY Configuration:

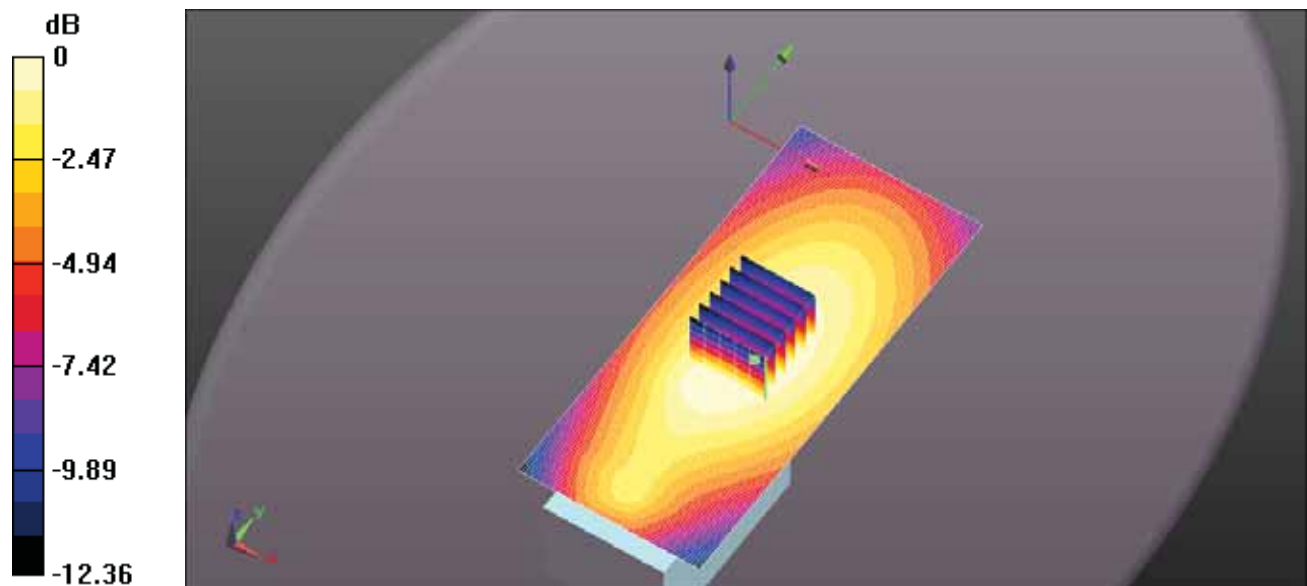
- Probe: EX3DV4 - SN3673; ConvF(10.93, 10.93, 10.93); Calibrated: 3/20/2017;
- Sensor-Surface: 3mm (Mechanical Surface Detection)
- Electronics: DAE4 Sn874; Calibrated: 8/22/2016
- Phantom: ELI 4.0; Type: QD OVA 001 BB; Serial: 1057
- DASYS 52.8.8(1222); SEMCAD X 14.6.10(7331)

**Configuration\_Body\_IC-F52D/Body Back, P=5W, d=0mm/Area Scan (61x141x1):**

Interpolated grid:  $dx=1.500 \text{ mm}$ ,  $dy=1.500 \text{ mm}$   
Maximum value of SAR (interpolated) = 0.302 W/kg

**Configuration\_Body\_IC-F52D/Body Back, P=5W, d=0mm/Zoom Scan (5x5x7)**

**(6x6x7)/Cube 0:** Measurement grid:  $dx=7.5\text{mm}$ ,  $dy=7.5\text{mm}$ ,  $dz=5\text{mm}$   
Reference Value = 6.272 V/m; Power Drift = -0.06 dB  
Peak SAR (extrapolated) = 0.374 W/kg  
**SAR(1 g) = 0.280 W/kg; SAR(10 g) = 0.211 W/kg** (SAR corrected for target medium)  
Maximum value of SAR (measured) = 0.310 W/kg



0 dB = 0.302 W/kg = -5.20 dBW/kg

Test Laboratory: Ultratech Group of Labs

File Name: [ICOM-455Q\\_FA-SC61VC\\_137mm\\_170MHz\\_da52:0](#)

**DUT: IC-F52D; Type: VHF Transceiver; Serial: 11000207**

Communication System: UID 0, CW (0); Frequency: 170 MHz; Duty Cycle: 1:1  
Medium parameters used:  $f = 170$  MHz;  $\sigma = 0.764$  S/m;  $\epsilon_r = 62.572$ ;  $\rho = 1000$  kg/m<sup>3</sup>; Phantom section:  
Flat Section; Measurement Standard: DASYS (IEEE/IEC/ANSI C63.19-2007)

DASY Configuration:

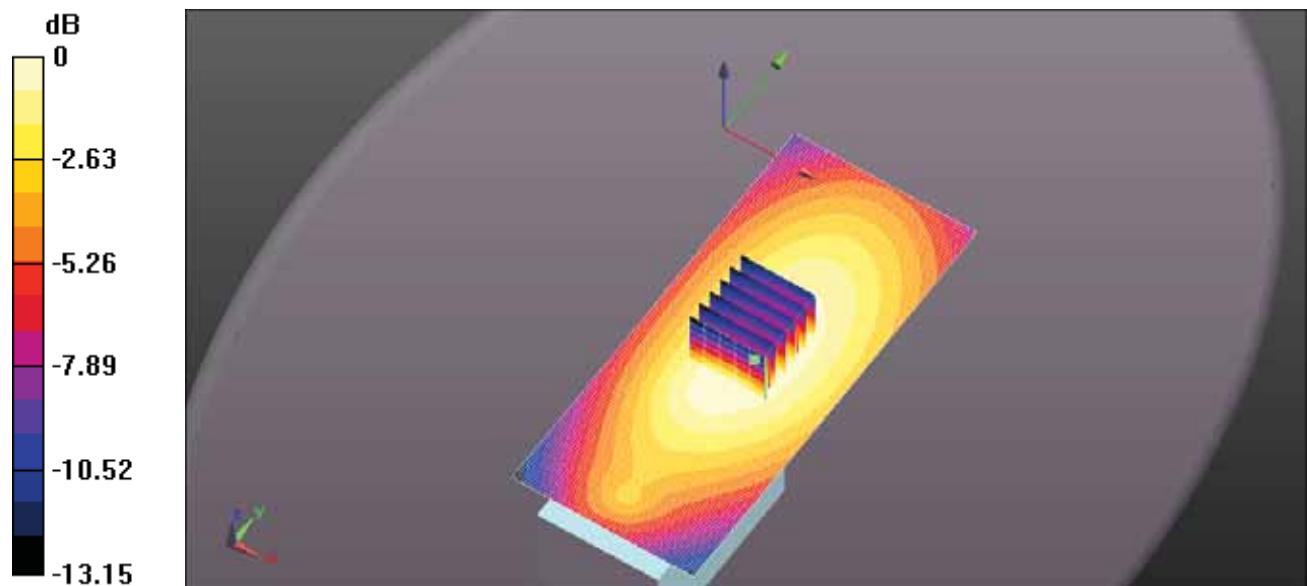
- Probe: EX3DV4 - SN3673; ConvF(10.93, 10.93, 10.93); Calibrated: 3/20/2017;
- Sensor-Surface: 3mm (Mechanical Surface Detection)
- Electronics: DAE4 Sn874; Calibrated: 8/22/2016
- Phantom: ELI 4.0; Type: QD OVA 001 BB; Serial: 1057
- DASYS 52.8.8(1222); SEMCAD X 14.6.10(7331)

**Configuration\_Body\_IC-F52D/Body Back, P=5W, d=0mm/Area Scan (61x141x1):**

Interpolated grid: dx=1.500 mm, dy=1.500 mm  
Maximum value of SAR (interpolated) = 1.13 W/kg

**Configuration\_Body\_IC-F52D/Body Back, P=5W, d=0mm/Zoom Scan (5x5x7)**

**(6x6x7)/Cube 0:** Measurement grid: dx=7.5mm, dy=7.5mm, dz=5mm  
Reference Value = 12.83 V/m; Power Drift = -0.03 dB  
Peak SAR (extrapolated) = 1.37 W/kg  
**SAR(1 g) = 1.02 W/kg; SAR(10 g) = 0.761 W/kg** (SAR corrected for target medium)  
Maximum value of SAR (measured) = 1.13 W/kg



0 dB = 1.13 W/kg = 0.52 dBW/kg

Test Laboratory: Ultratech Group of Labs

File Name: [ICOM-455Q\\_FA-SC61VC\\_133mm\\_136MHz\\_da52:0](#)

**DUT: IC-F52D; Type: VHF Transceiver; Serial: 11000207**

Communication System: UID 0, CW (0); Frequency: 136 MHz; Duty Cycle: 1:1  
Medium parameters used:  $f = 136$  MHz;  $\sigma = 0.786$  S/m;  $\epsilon_r = 61.306$ ;  $\rho = 1000$  kg/m<sup>3</sup>; Phantom section:  
Flat Section; Measurement Standard: DASYS (IEEE/IEC/ANSI C63.19-2007)

DASY Configuration:

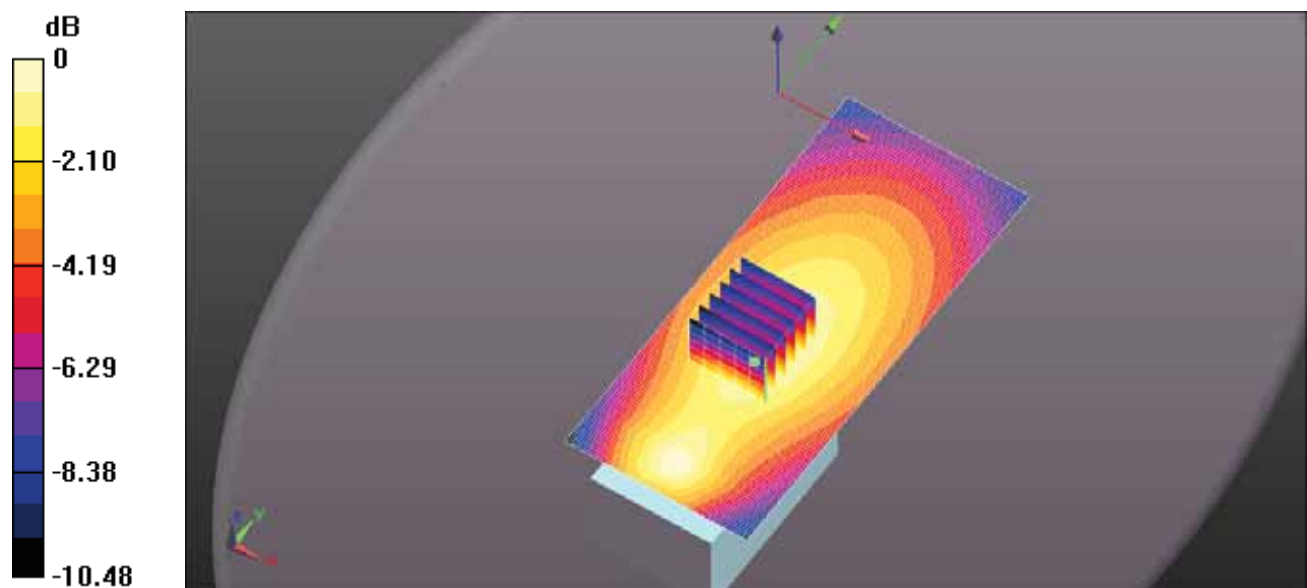
- Probe: EX3DV4 - SN3673; ConvF(10.93, 10.93, 10.93); Calibrated: 3/20/2017;
- Sensor-Surface: 3mm (Mechanical Surface Detection)
- Electronics: DAE4 Sn874; Calibrated: 8/22/2016
- Phantom: ELI 4.0; Type: QD OVA 001 BB; Serial: 1057
- DASYS 52.8.8(1222); SEMCAD X 14.6.10(7331)

**Configuration\_Body\_IC-F52D/Body Back, P=5W, d=0mm/Area Scan (61x141x1):**

Interpolated grid: dx=1.500 mm, dy=1.500 mm  
Maximum value of SAR (interpolated) = 0.156 W/kg

**Configuration\_Body\_IC-F52D/Body Back, P=5W, d=0mm/Zoom Scan (5x5x7)**

**(6x6x7)/Cube 0:** Measurement grid: dx=7.5mm, dy=7.5mm, dz=5mm  
Reference Value = 5.163 V/m; Power Drift = -0.00 dB  
Peak SAR (extrapolated) = 0.210 W/kg  
**SAR(1 g) = 0.139 W/kg; SAR(10 g) = 0.099 W/kg** (SAR corrected for target medium)  
Maximum value of SAR (measured) = 0.156 W/kg



0 dB = 0.156 W/kg = -8.08 dBW/kg

Test Laboratory: Ultratech Group of Labs

File Name: [ICOM-455Q\\_FA-SC61VC\\_133mm\\_148.7MHz.da52:0](#)

**DUT: IC-F52D; Type: VHF Transceiver; Serial: 11000207**

Communication System: UID 0, CW (0); Frequency: 148.7 MHz; Duty Cycle: 1:1  
Medium parameters used (interpolated):  $f = 148.7$  MHz;  $\sigma = 0.776$  S/m;  $\epsilon_r = 62.354$ ;  $\rho = 1000$  kg/m<sup>3</sup> ;  
Phantom section: Flat Section ; Measurement Standard: DASYS (IEEE/IEC/ANSI C63.19-2007)

DASY Configuration:

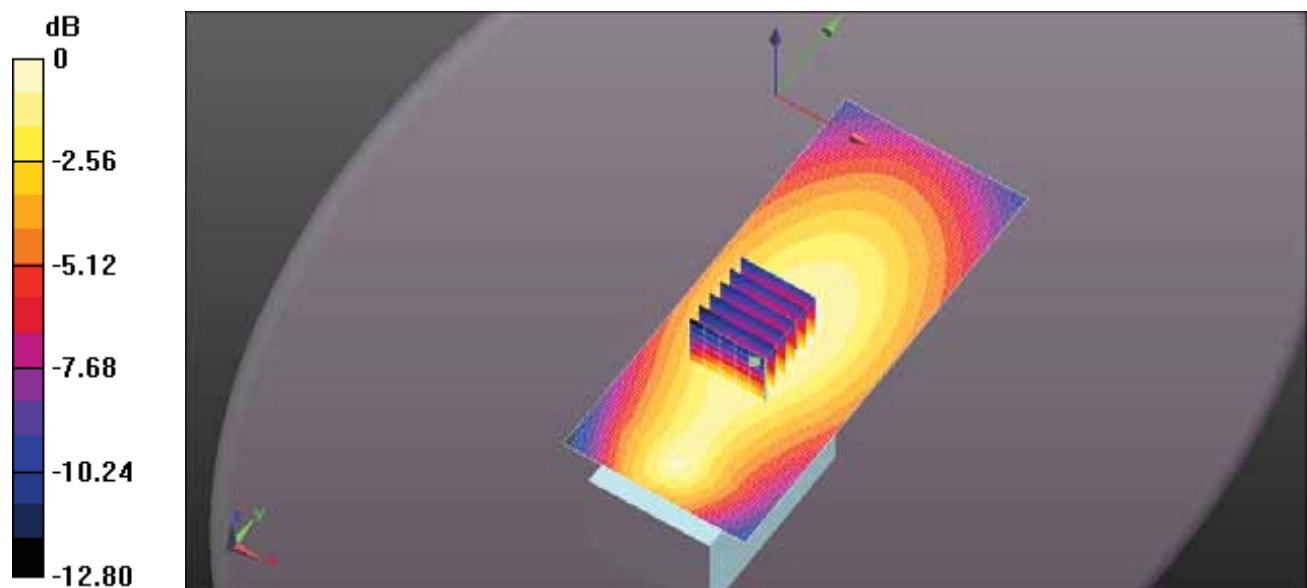
- Probe: EX3DV4 - SN3673; ConvF(10.93, 10.93, 10.93); Calibrated: 3/20/2017;
- Sensor-Surface: 3mm (Mechanical Surface Detection)
- Electronics: DAE4 Sn874; Calibrated: 8/22/2016
- Phantom: ELI 4.0; Type: QD OVA 001 BB; Serial: 1057
- DASYS 52.8.8(1222); SEMCAD X 14.6.10(7331)

**Configuration\_Body\_IC-F52D/Body Back, P=5W, d=0mm/Area Scan (61x141x1):**

Interpolated grid: dx=1.500 mm, dy=1.500 mm  
Maximum value of SAR (interpolated) = 0.187 W/kg

**Configuration\_Body\_IC-F52D/Body Back, P=5W, d=0mm/Zoom Scan (5x5x7)**

**(6x6x7)/Cube 0:** Measurement grid: dx=7.5mm, dy=7.5mm, dz=5mm  
Reference Value = 4.869 V/m; Power Drift = 0.03 dB  
Peak SAR (extrapolated) = 0.257 W/kg  
**SAR(1 g) = 0.171 W/kg; SAR(10 g) = 0.123 W/kg** (SAR corrected for target medium)  
Maximum value of SAR (measured) = 0.192 W/kg



0 dB = 0.187 W/kg = -7.28 dBW/kg

Test Laboratory: Ultratech Group of Labs

File Name: [ICOM-455Q\\_FA-SC61VC\\_133mm\\_161.3MHz.da52:0](#)

**DUT: IC-F52D; Type: VHF Transceiver; Serial: 11000207**

Communication System: UID 0, CW (0); Frequency: 161.3 MHz; Duty Cycle: 1:1  
Medium parameters used:  $f = 162$  MHz;  $\sigma = 0.766$  S/m;  $\epsilon_r = 62.639$ ;  $\rho = 1000$  kg/m<sup>3</sup>; Phantom section:  
Flat Section; Measurement Standard: DASY5 (IEEE/IEC/ANSI C63.19-2007)

DASY Configuration:

- Probe: EX3DV4 - SN3673; ConvF(10.93, 10.93, 10.93); Calibrated: 3/20/2017;
- Sensor-Surface: 3mm (Mechanical Surface Detection)
- Electronics: DAE4 Sn874; Calibrated: 8/22/2016
- Phantom: ELI 4.0; Type: QD OVA 001 BB; Serial: 1057
- DASY52 52.8.8(1222); SEMCAD X 14.6.10(7331)

**Configuration\_Body\_IC-F52D/Body Back, P=5W, d=0mm/Area Scan (61x141x1):**

Interpolated grid: dx=1.500 mm, dy=1.500 mm

Maximum value of SAR (interpolated) = 0.390 W/kg

**Configuration\_Body\_IC-F52D/Body Back, P=5W, d=0mm/Zoom Scan (5x5x7)**

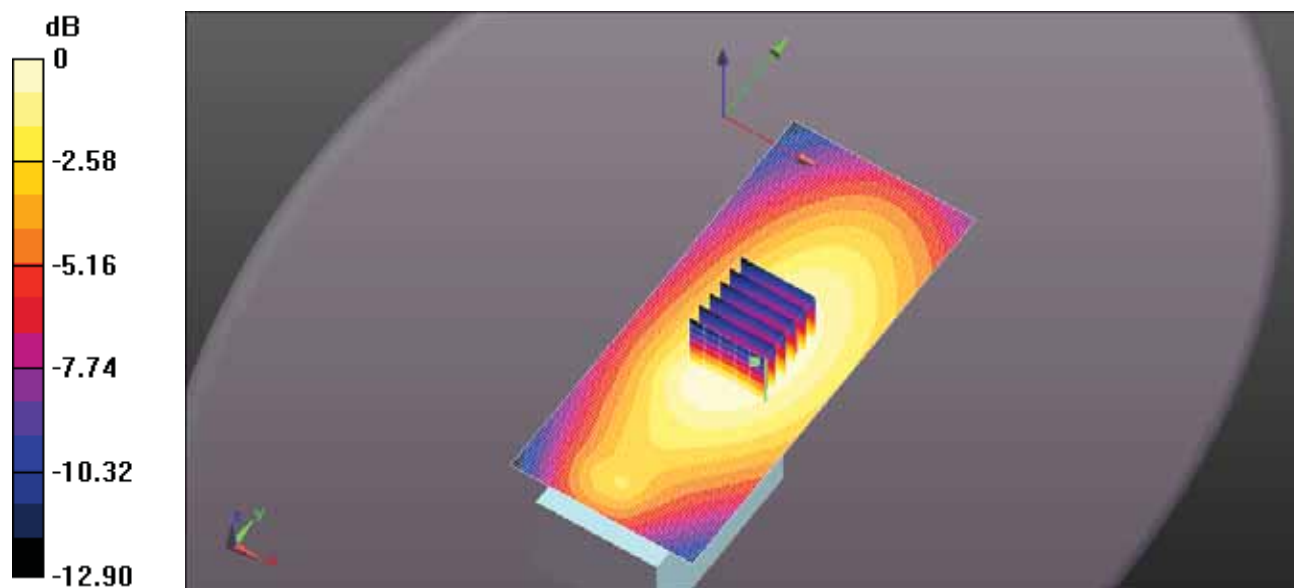
**(6x6x7)/Cube 0:** Measurement grid: dx=7.5mm, dy=7.5mm, dz=5mm

Reference Value = 5.426 V/m; Power Drift = -0.06 dB

Peak SAR (extrapolated) = 0.468 W/kg

**SAR(1 g) = 0.350 W/kg; SAR(10 g) = 0.262 W/kg** (SAR corrected for target medium)

Maximum value of SAR (measured) = 0.388 W/kg





Test Laboratory: Ultratech Group of Labs

File Name: [ICOM-455Q\\_FA-SC61VC\\_133mm\\_174MHz\\_da52:0](#)

**DUT: IC-F52D; Type: VHF Transceiver; Serial: 11000207**

Communication System: UID 0, CW (0); Frequency: 174 MHz; Duty Cycle: 1:1  
Medium parameters used:  $f = 174$  MHz;  $\sigma = 0.764$  S/m;  $\epsilon_r = 62.417$ ;  $\rho = 1000$  kg/m<sup>3</sup>; Phantom section:  
Flat Section; Measurement Standard: DASYS (IEEE/IEC/ANSI C63.19-2007)

DASY Configuration:

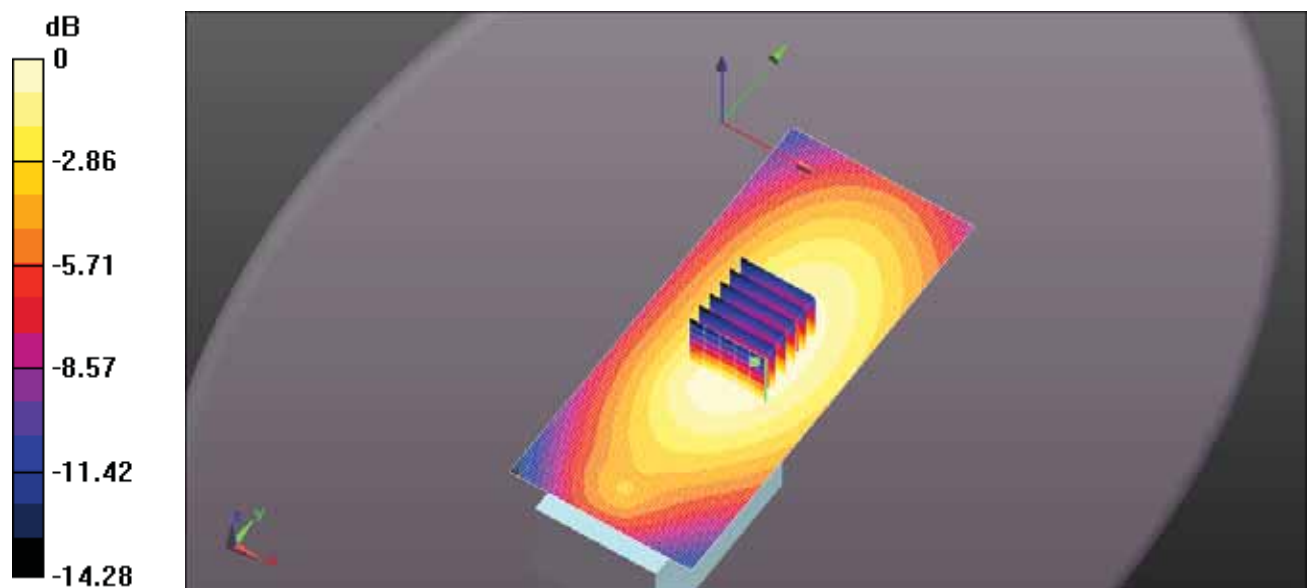
- Probe: EX3DV4 - SN3673; ConvF(10.93, 10.93, 10.93); Calibrated: 3/20/2017;
- Sensor-Surface: 3mm (Mechanical Surface Detection)
- Electronics: DAE4 Sn874; Calibrated: 8/22/2016
- Phantom: ELI 4.0; Type: QD OVA 001 BB; Serial: 1057
- DASYS 52.8.8(1222); SEMCAD X 14.6.10(7331)

**Configuration\_Body\_IC-F52D/Body Back, P=5W, d=0mm/Area Scan (61x141x1):**

Interpolated grid: dx=1.500 mm, dy=1.500 mm  
Maximum value of SAR (interpolated) = 0.980 W/kg

**Configuration\_Body\_IC-F52D/Body Back, P=5W, d=0mm/Zoom Scan (5x5x7)**

**(6x6x7)/Cube 0:** Measurement grid: dx=7.5mm, dy=7.5mm, dz=5mm  
Reference Value = 9.274 V/m; Power Drift = 0.05 dB  
Peak SAR (extrapolated) = 1.23 W/kg  
**SAR(1 g) = 0.905 W/kg; SAR(10 g) = 0.672 W/kg** (SAR corrected for target medium)  
Maximum value of SAR (measured) = 1.01 W/kg



0 dB = 0.980 W/kg = -0.09 dBW/kg