






PRECAUTIONS


• Explicit Definitions


WORD	DEFINITION
 <b>DANGER!</b>	Personal death, serious injury or an explosion may occur.
 <b>WARNING!</b>	Personal injury, fire hazard or electric shock may occur.
<b>CAUTION</b>	Equipment damage may occur.
<b>NOTE</b>	If disregarded, inconvenience only. No risk of personal injury, fire or electric shock.

 **WARNING! NEVER** connect the transceiver to an AC outlet. This may pose a fire hazard or result in an electric shock.

 **WARNING! NEVER** operate the transceiver during a lightning storm. It may result in an electric shock, cause a fire or damage the transceiver. Always disconnect the power souce and antenna before a storm.

 **WARNING! NEVER** connect the transceiver to a power source of more than 16 V DC such as a 24 V battery. This could damage the transceiver.

 **WARNING! NEVER** cut the DC power cable between the DC plug and fuse holder. If an incorrect connection is made after cutting, the transceiver might be damaged.

 **WARNING! NEVER** place the transceiver where normal operation of the vehicle may be hindered or where it could cause bodily injury.

**CAUTION: NEVER** expose the transceiver to rain, snow or any liquids.

**CAUTION: CONFIRM** that all connectors and jacks are dry and clean before attachment. Exposing them to dust or water will result in serious damage to the transceiver.

**DO NOT** place or leave the transceiver in areas with temperatures below –30°C (–22°F) or above +60°C (+140°F), or in areas subject to direct sunlight, such as the dashboard.

**DO NOT** operate the transceiver without running the vehicle's engine. The vehicle's battery will quickly run out when the transceiver transmits while the vehicle's engine is OFF.

**DO NOT** place or leave the transceiver in excessively dusty environments.

**DO NOT** place the transceiver against walls. Otherwise heat dissipation will be obstructed.

**DO NOT** use harsh solvents such as Benzine or alcohol when cleaning, as they damage the transceiver's surfaces.

A GPS receiver may not work if the radio transmits near 510 MHz. This problem is made in the internal circuit and does not indicate a radio malfunction.


**BE CAREFUL!** The transceiver will become hot when operating continuously for long periods.

**USE** the specified microphone only. Other microphones have different pin assignments and may damage the radio.

Place the radio in a secure place to avoid inadvertent use by unauthorized persons.

This transceiver has an air vent on the bottom panel of the transceiver to meet the IP55 requirements.

**BE CAREFUL! DO NOT** block the air vent when installing the transceiver.



PRECAUTIONS

VHF DIGITAL TRANSCEIVERS  
**IC–F5400D** series  
UHF DIGITAL TRANSCEIVERS  
**IC–F6400D** series

Thank you for choosing this Icom product.  
**READ ALL PRECAUTIONS** carefully and completely before using this product.

FCC INFORMATION

• **FOR CLASS A UNINTENTIONAL RADIATORS:**  
This equipment has been tested and found to comply with the limits for a Class A digital device, pursuant to part 15 of the FCC Rules. These limits are designed to provide reasonable protection against harmful interference when the equipment is operated in a commercial environment. This equipment generates, uses, and can radiate radio frequency energy and, if not installed and used in accordance with the instruction manual, may cause harmful interference to radio communications. Operation of this equipment in a residential area is likely to cause harmful interference in which case the user will be required to correct the interference at his own expense.


This device complies with Part 15 of the FCC Rules. Operation is subject to the condition that this device does not cause harmful interference.

**CAUTION:**  
Changes or modifications to this transceiver, not expressly approved by Icom Inc., could void your authority to operate this transceiver under FCC regulations.

Icom is not responsible for the destruction or damage to the Icom transceiver, if the malfunction is because of:

- Force majeure, including, but not limited to, fires, earthquakes, storms, floods, lightning, other natural disasters, disturbances, riots, war, or radioactive contamination.
- The use of Icom transceivers with any equipment that is not manufactured or approved by Icom.

DISPOSAL



The crossed-out wheeled-bin symbol on your product, literature, or packaging reminds you that in the European Union, all electrical and electronic products, batteries, and accumulators (rechargeable batteries) must be taken to designated collection locations at the end of their working life. Do not dispose of these products as unsorted municipal waste. Dispose of them according to the laws in your area.

VOICE CODING TECHNOLOGY

The AMBE+2™ voice coding Technology embodied in this product is protected by intellectual property rights including patent rights, copyrights and trade secrets of Digital Voice Systems, Inc. This voice coding Technology is licensed solely for use within this Communications Equipment. The user of this Technology is explicitly prohibited from attempting to extract, remove, decompile, reverse engineer, or disassemble the Object Code, or in any other way convert the Object Code into a human-readable form. U.S. Patent Nos. #5,870,405, #5,826,222, #5,754,974, #5,701,390, #5,715,365, #5,649,050, #5,630,011, #5,581,656, #5,517,511, #5,491,772, #5,247,579, #5,226,084 and #5,195,166.

## SAFETY TRAINING INFORMATION



Your Icom radio generates RF electromagnetic energy during transmit mode. This radio is designed for and classified as “Occupational Use Only”, meaning it must be used only during the course of employment by individuals aware of the hazards, and the ways to minimize such hazards. This radio is **NOT** intended for use by the “General Population” in an uncontrolled environment.

- For compliance with FCC and IC RF Exposure Requirements, the transmitter antenna installation shall comply with the following three conditions:
  1. The transmitter antenna gain shall not exceed 0 dBi.
  2. IC-F5400D series:  
The antenna is required to be located outside of a vehicle and kept at a distance of 52 centimeters (21 inches) or more between the transmitting antenna of this device and any persons during operation. For small vehicle as worst case, the antenna shall be located on the roof top at any place on the center line along the vehicle in order to achieve 52 centimeters (21 inches) separation distance. In order to ensure this distance is met, the installation of the antenna must be mounted at least 52 centimeters (21 inches) away from the nearest edge of the vehicle in order to protect against exposure to bystanders.
  2. IC-F6400D series:  
The antenna is required to be located outside of a vehicle and kept at a distance of 38 centimeters (15 inches) or more between the transmitting antenna of this device and any persons during operation. For small vehicle as worst case, the antenna shall be located on the roof top at any place on the center line along the vehicle in order to achieve 38 centimeters (15 inches) separation distance. In order to ensure this distance is met, the installation of the antenna must be mounted at least 38 centimeters (15 inches) away from the nearest edge of the vehicle in order to protect against exposure to bystanders.
  3. IC-F5400D series:  
Transmit only when people outside the vehicle are at least the recommended minimum distance of 125 centimeters (49 inches) away from the properly installed antenna. This separation distance will ensure that there is sufficient distance from a properly installed externally-mounted antenna to satisfy the RF exposure requirements in the applicable RF exposure compliance standards.
  3. IC-F6400D series:  
Transmit only when people outside the vehicle are at least the recommended minimum distance of 109 centimeters (43 inches) away from the properly installed antenna. This separation distance will ensure that there is sufficient distance from a properly installed externally-mounted antenna to satisfy the RF exposure requirements in the applicable RF exposure compliance standards.



To ensure that your exposure to RF electromagnetic energy is within the FCC and IC allowable limits for occupational use, always adhere to the following guidelines:

- **DO NOT** operate the radio without a proper antenna attached, as this may damage the radio and may also cause you to exceed FCC and IC RF exposure limits. A proper antenna is the antenna supplied with this radio by the manufacturer or an antenna specifically authorized by the manufacturer for use with this radio.
- **DO NOT** transmit for more than 50% of total radio use time (“50% duty cycle”). Transmitting more than 50% of the time can cause FCC and IC RF exposure compliance requirements to be exceeded. The radio is transmitting when the status indicator lights red. You can cause the radio to transmit by pressing the “PTT” switch.

### Electromagnetic Interference/Compatibility

During transmissions, your Icom radio generates RF energy that can possibly cause interference with other devices or systems. To avoid such interference, turn off the radio in areas where signs are posted to do so. **DO NOT** operate the transmitter in areas that are sensitive to electromagnetic radiation such as hospitals, aircraft, and blasting sites.

## COUNTRY CODE LIST

### ISO 3166-1

	Country	Codes		Country	Codes
1	Austria	AT	18	Liechtenstein	LI
2	Belgium	BE	19	Lithuania	LT
3	Bulgaria	BG	20	Luxembourg	LU
4	Croatia	HR	21	Malta	MT
5	Czech Republic	CZ	22	Netherlands	NL
6	Cyprus	CY	23	Norway	NO
7	Denmark	DK	24	Poland	PL
8	Estonia	EE	25	Portugal	PT
9	Finland	FI	26	Romania	RO
10	France	FR	27	Slovakia	SK
11	Germany	DE	28	Slovenia	SI
12	Greece	GR	29	Spain	ES
13	Hungary	HU	30	Sweden	SE
14	Iceland	IS	31	Switzerland	CH
15	Ireland	IE	32	Turkey	TR
16	Italy	IT	33	United Kingdom	GB
17	Latvia	LV			

### < Intended Country of Use >

☐AT ☐BE ☐CY ☐CZ ☐DK ☐EE  
☐FI ☐FR ☐DE ☐GR ☐HU ☐IE  
☐IT ☐LV ☐LT ☐LU ☐MT ☐NL  
☐PL ☐PT ☐SK ☐SI ☐ES ☐SE  
☐GB ☐IS ☐LI ☐NO ☐CH ☐BG  
☐RO ☐TR ☐HR

Icom, Icom Inc. and the Icom logo are registered trademarks of Icom Incorporated (Japan) in Japan, the United States, the United Kingdom, Germany, France, Spain, Russia, Australia, New Zealand, and/or other countries.  
 AMBE+2 is a trademark and property of Digital Voice Systems Inc.  
 All other products or brands are registered trademarks or trademarks of their respective holders.