


## ANNEX 1 - TEST SETUP PHOTOGRAPHS


Plot #1: Radiated Emission Test Setup



ICOM Incorporated  
UHF Mobile Transceiver, M/N: IC-F5011  
FCC ID: AFJ333400, IC: 202D-333400

## ANNEX 1 - TEST SETUP PHOTOGRAPHS


Plot #2: Radiated Emission Test Setup



ICOM Incorporated  
UHF Mobile Transceiver, M/N: IC-F5011  
FCC ID: AFJ333400, IC: 202D-333400

## ANNEX 1 - TEST SETUP PHOTOGRAPHS


Plot #3: Radiated Emission Test Setup



ICOM Incorporated  
UHF Mobile Transceiver, M/N: IC-F5011  
FCC ID: AFJ333400, IC: 202D-333400

## ANNEX 1 - TEST SETUP PHOTOGRAPHS

Plot #4: Radiated Emission Test Setup



ICOM Incorporated  
UHF Mobile Transceiver, M/N: IC-F5011  
FCC ID: AFJ333400, IC: 202D-333400