


ANNEX 1 - TEST SETUP PHOTOGRAPHS

Plot #1: Tx Radiated Emission Test Setup




ANNEX 1 - TEST SETUP PHOTOGRAPHS

Plot #2: Tx Radiated Emission Test Setup



ANNEX 1 - TEST SETUP PHOTOGRAPHS


Plot #3: Tx Radiated Emission Test Setup



ICOM Incorporated
VHF Mobile Transceiver, M/N: IC-3101D
FCC ID: AFJ332800, IC: 202D-332800

ANNEX 1 - TEST SETUP PHOTOGRAPHS

Plot #4: Tx Radiated Emission Test Setup



ANNEX 1 - TEST SETUP PHOTOGRAPHS

Plot #5: Rx Radiated Emission Test Setup

