

## ANNEX 1 - TEST SETUP PHOTOGRAPHS

Photo #1: AC Powerline Conducted Emissions



Icom Inc.  
Communication Receiver, Model: IC-R2500  
FCC ID: AFJ287901, IC: 202D-287900

## ANNEX 1 - TEST SETUP PHOTOGRAPHS


Photo #2: AC Powerline Conducted Emissions



Icom Inc.  
Communication Receiver, Model: IC-R2500  
FCC ID: AFJ287901, IC: 202D-287900

## ANNEX 1 - TEST SETUP PHOTOGRAPHS


Photo #3: Receiver Radiated Emissions at 3 meters



Icom Inc.  
Communication Receiver, Model: IC-R2500  
FCC ID: AFJ287901, IC: 202D-287900

## ANNEX 1 - TEST SETUP PHOTOGRAPHS


Photo # 4: Radiated Emissions at 3 meters



Icom Inc.  
Communication Receiver, Model: IC-R2500  
FCC ID: AFJ287901, IC: 202D-287900

## ANNEX 1 - TEST SETUP PHOTOGRAPHS

Photo # 5: Radiated Emissions at 3 meters



Icom Inc.  
Communication Receiver, Model: IC-R2500  
FCC ID: AFJ287901, IC: 202D-287900

## ANNEX 1 - TEST SETUP PHOTOGRAPHS

Photo # 6: Radiated Emissions at 3 meters



Icom Inc.  
Communication Receiver, Model: IC-R2500  
FCC ID: AFJ287901, IC: 202D-287900